



**ONE NATION.
ONE TEAM.**

**2021 U.S. MEN'S NATIONAL TEAM
MEDIA GUIDE**

TABLE OF CONTENTS

U.S. MEN'S NATIONAL TEAM

- 2 USMNT General Manager Brian McBride
- 4 USMNT Head Coach Gregg Berhalter
- 6 USMNT Coaching Staff
- 11 U.S. Men's National Team Player Pool
- 12 USMNT Headshots
- 14 Player Bios

39 USMNT HISTORY

- 40 2020 Final Stats
- 41 2020 Final Results
- 41 Statistics 2019-1991
- 56 All-Time Results
- 68 All-Time Lineups
- 86 All-Time Head Coaches
- 86 All-Time Head-to-Head Results
- 93 Venues & Stadiums by State
- 106 Year-by-Year Record

107 ALL-TIME RECORDS

- 108 All-Time Player Caps
- 115 All-Time Player Register
- 138 All-Time Individual Leaders
- 140 All-Time Attendance Records
- 144 All-Time Team Records
- 148 All-Time Miscellaneous Records

151 USMNT WORLD CUP HISTORY

- 152 All-Time MNT World Cup Results
- 158 All-Time MNT Player Stats
- 164 All-Time MNT World Cup Caps
- 165 All-Time MNT World Cup Leaders
- 166 Past World Cup Results & History
- 167 All-Time MNT World Cup Qualifying Caps
- 169 All-Time MNT World Cup Qualifying Goals

171 USMNT PROGRAMS

- 172 Under-23 Men's National Team
- 175 Under-20 Men's National Team
- 182 Under-19 Men's National Team
- 184 Under-18 Men's National Team
- 186 Under-17 Men's National Team
- 196 Nike International Friendlies
- 197 Under-16 Boys' National Team

- 199 Under-15 Boys' National Team
- 201 Under-14 Boys' National ID Program
- 202 U.S. Soccer Director of Talent ID – Boys
- 202 Talent ID Managers
- 204 YNT Identification Centers
- 205 U.S. Beach Soccer National Team
- 207 U.S. Futsal National Team
- 215 U.S. Para 7-a-Side National Soccer Team

217 COMPETITIONS

- 218 FIFA World Championships
- 223 FIFA Confederations Cup
- 225 Copa America
- 227 Concacaf Gold Cup
- 238 U.S. Olympic History
- 248 Lamar Hunt U.S. Open Cup

255 U.S. SOCCER HISTORY & INFORMATION

- 256 U.S. Soccer President Cindy Parlow Cone
- 257 U.S. Soccer CEO / Sec. Gen. Will Wilson
- 258 U.S. Soccer Board of Directors / Past Presidents
- 259 Referee Program
- 261 Coaching Department
- 263 U.S. Soccer National Training Center
- 264 U.S. Soccer Development Fund
- 265 U.S. Soccer Foundation
- 266 National Soccer Hall of Fame
- 270 Soccer Participation
- 271 TV Information
- 273 FIFA
- 274 Concacaf
- 246 Leagues & Affiliates
- 280 U.S. Soccer House
- 282 U.S. Soccer Timeline
- 293 U.S. Soccer Players of the Year
- 297 All Time Team & Individual Awards
- 300 Best of U.S. Soccer Awards

303 MEDIA INFORMATION

- 304 U.S. Soccer Communications Contact Info
- 305 Media Guidelines
- 340 Important Phone Numbers

311 U.S. MNT BIO APPENDIX

U.S. SOCCER 2021 MEN'S NATIONAL TEAM MEDIA GUIDE

The 2021 U.S. Men's National Team Media Guide is a publication of the U.S. Soccer Communications Department. Data in this book is current through Jan. 1, 2021. If you have the USMNT version of the guide and would like a copy of the USWNT version, please contact the U.S. Soccer Communications Department at communications@ussoccer.org or 312-808-1300. A digital version of the media guide is available at ussoccer.com.

U.S. SOCCER COMMUNICATIONS DEPARTMENT: MC Barrett, Neil Buethe, Jeff Crandall, Ilyanna Gutierrez, Aaron Heifetz, Michael Kammarmann, Chris Kennedy

U.S. SOCCER VIDEO DEPARTMENT: Jen Buglio, Nick Burton, Veronica Malesinski, Andy Sevcik

PHOTOGRAPHY MANAGER FOR U.S. SOCCER: John Todd / International Sports Images

WNT PHOTOGRAPHER: John Dorton

COVER DESIGN: Stoneward

INTERIOR DESIGN & LAYOUT: Ron Logan

PRINTING: ABC Printing; Dean Papa; Chicago, Ill.

USMNT

MNT HISTORY

WORLD CUP HISTORY

PROGRAMS

COMPETITIONS

U.S. HISTORY & INFO



BRIAN McBRIDE

General Manager: U.S. Men's National Team

Born: June 19, 1972

Hometown: Arlington Heights, Illinois

A native of Arlington Heights, Ill., former U.S. Men's National Team striker and three-time World Cup veteran Brian McBride was appointed as the team's second General Manager on Jan. 10, 2020. A 2014 inductee to the National Soccer Hall of Fame, McBride became the first USMNT player to score in multiple FIFA World Cups and is one of just 11 to play in three different tournaments. The striker also had a standout 17-year club career in the United States, Germany and England, with his time at English Premier League side Fulham serving as one of the most impressive tenures by a U.S. player with a European club.

In an international career defined by hard work and pivotal goals, McBride earned 95 caps for the USMNT from 1993-2006 and represented the United States at the 1998, 2002 and 2006 FIFA World Cups. The target striker scored the USA's lone goal at France '98 and went on to become the first USMNT player to score in multiple World Cups when put the USA up 3-0 against Portugal, setting the stage for one of the most significant goals in team history when he bagged the game-winner against Mexico in the 2-0 shutout victory in the 2002 World Cup Round of 16.

Having represented the United States at eight senior international tournaments, McBride won the Most Valuable Player award and the Golden Boot in helping the USA win the 2002 Concacaf Gold Cup, and also scored two goals as the USMNT finished third at the 1999 FIFA Confederations Cup. Though he retired from senior international play following the 2006 FIFA World Cup, McBride made a brief return to the world's stage, participating for the USA as one of three overage players at the 2008 Summer Olympics in Beijing.

Beginning his professional career in 1994, McBride began playing with the Milwaukee Rampage before spending a season with Wolfsburg of the Second Bundesliga. Selected first overall in Major League Soccer's Inaugural Player Draft in 1996, McBride would become a mainstay for Columbus Crew SC, racking up 161 appearances and 62 goals from 1996-2003, while helping lead the side to the 2002 Lamar Hunt U.S. Open Cup title. Foreshadowing a future move back across the pond, McBride spent two fruitful loan stints with English clubs, suiting up for Preston North End in the English League Championship in 2000-2001, before signing on with English Premier League side Everton in 2003.

McBride would make a career-defining move the following season, signing with Premier League side Fulham in 2004 and go on to spend four-and-a-half seasons in West London. Amassing 33 goals in 140 Premier League appearances, the veteran striker became a fan-favorite at Craven Cottage, with his pivotal goals down the stretch in both the 2006-07 and 2007-08 seasons helping the club stave off relegation while also earning the club's Player of the Season in both campaigns. McBride's legacy is so strong at Craven Cottage that a bar inside the stadium was later named in his honor.

Following his memorable stay with Fulham, McBride returned home to end his career, playing with Chicago Fire from 2008-2010. The striker amassed 18 goals in 59 regular season appearances, helping the club to back-to-back Eastern Conference Finals in 2008 and 2009. Collegiately, McBride turned out for famed soccer powerhouse Saint Louis University from 1990-93, setting school records for goals (72) and assists (40), and earning All-American honors on two occasions. Prior to representing the Bilikens, McBride suited up for Buffalo Grove High

School, helping the suburban Chicago side to the 1988 Illinois State Championship.

Prior to joining U.S. Soccer as MNT GM, McBride provided expert on-air analysis and commentary, first for FOX and then ESPN. In 2011, he founded McBride's Attacking Soccer Academy, and he was the Co-Founder & Chief Strategic Officer for TiPEVO in charge of strategic offerings and outreach to the youth sports community. He holds a bachelor's degree in secondary education from Saint Louis University and a USSF 'B' License.



USMNT

MNT HISTORY

WORLD CUP HISTORY

PROGRAMS

COMPETITIONS

U.S. HISTORY & INFO



GREGG BERHALTER

Head Coach: U.S. Men's National Team

Born: Aug. 1, 1973 in Englewood, N.J.

Hometown: Tenafly, New Jersey

An accomplished manager and two-time FIFA World Cup veteran, Gregg Berhalter was named head coach of the U.S. Men's National Team on December 2, 2018.

During his first year on the job in 2019, Berhalter worked to develop a new style of play with a young group, leading the side to an 11-5-2 record, and becoming the second-fastest manager in team history to achieve double-digit victories (17 games). That summer, Berhalter guided the USMNT to the 2019 Concacaf Gold Cup Final, advancement to the 2019-20 Concacaf Nations League Final Round in June, as well as 1-1 draws against reigning Copa America champion Chile (March 26) and No. 5-ranked Uruguay (Sept. 10).

While the global health pandemic caused a large interruption to the team's schedule in 2020, Berhalter led the USMNT to a 3-0-1 record while integrating a number of new, young players based at home and abroad in preparation for the start of World Cup Qualifying in the fall of 2021.

An intelligent and competitive anchor in central defense as a player, Berhalter spent 18 professional seasons in the Netherlands, England, Germany and the United States before serving seven years as a coach in Sweden and Major League Soccer. Capped 44 times, Berhalter represented the United States at two FIFA World Cups and was a notable part of the 2002 team that advanced to the Quarterfinals in Korea/Japan. A natural leader, Berhalter is one of only a few Americans who have captained multiple teams in Europe, earning that honor for two different clubs in Germany. He is the first MNT head coach to have played for the USA at a FIFA World Cup.

Showing a keen interest in coaching, Berhalter began in the sport's technical side during the late stages of his playing career. While with German club 1860 Munich, the defender scouted opponents from 2007-2009. He transitioned into the coaching ranks during his final season as a professional, serving as a player/assistant coach for the LA Galaxy in 2011, helping the club to the MLS Cup and Supporters Shield in the process.

Immediately after his retirement in 2011, Berhalter moved into the management ranks full time, taking the top job with Swedish club Hammarby that December. The move was unique in that Berhalter became one of the first Americans to begin his management career with a foreign club. During two seasons, the club played to an 18-11-17 record and finished within one spot of promotion to the Swedish top-flight in 2012.

In late 2013, Berhalter returned stateside to take the reins as sporting director and head coach of Columbus Crew SC. Overseeing all facets of the club's soccer operations, Berhalter led Crew SC to postseason appearances in four of his five years in charge, all while working with a salary budget that consistently ranked in the bottom half of Major League Soccer. Most significantly, Berhalter guided Columbus to the 2015 MLS Cup Final and nearly returned the club to the league's title game two years later, falling 1-0 to eventual champions Toronto FC in the 2017 Eastern Conference Final.

Collecting 44 caps during an international career that spanned 12 years, Berhalter earned his first appearance in 1994 and went on to play a part of MNT squads at six major tournaments, including the 2002 and 2006 FIFA World Cups. A fiery competitor and vocal leader, the center back played in both of the USA's World Cup Knockout Round matches in Korea Republic, helping keep a clean sheet during the 2-0 win against Mexico in the 2002 Round of 16. His most memorable moment in a U.S. shirt came in the following match. With the USA trailing Germany 1-0 in the second half of the Quarterfinal, Berhalter's volley was handled on the line by Torsten Frings, but Scottish referee Hugh Dallas waved off calls for a penalty kick. With his appointment, Berhalter becomes the first MNT head coach to have represented the United States in the sport's pinnacle competition.

Berhalter went on to help the USA qualify for the 2006 FIFA World Cup, and though he made the squad did not appear in any matches in Germany. The cerebral center back participated in many of the USA's significant runs in international competitions, including the third-place finish at the 1999 FIFA Confederations Cup in Mexico. He was also part of the USA squad that finished fourth at Copa America '95 and went to the final of the 1998 Concacaf Gold Cup.

A native of Englewood, N.J., Berhalter played three seasons at the University of North Carolina before deciding to leave college early to begin his professional career in 1994. Foreshadowing the choice to begin his management career abroad, he moved to Dutch Erstedivisie side Zwolle, beginning a six-year stay in Holland. In 1996, he moved up to the top-flight, spending another two seasons with Sparta Rotterdam followed by two years with SC Cambuur where he won the club's Player of the Year award in back-to-back seasons.

In 2001, Berhalter joined English League Championship side Crystal Palace before making a long-term move to Germany the following year. Following impressive performances at the 2002 FIFA World Cup, he signed with Bundesliga side Energie Cottbus that summer where he spent four seasons, captaining the side for the final two and eventually helping the team win promotion back to the Bundesliga at the end of the 2006 campaign. From there, Berhalter joined 1860 Munich, where he continued to wear the armband for three seasons before departing to join the LA Galaxy in the summer of 2009.

Joining the Galaxy in the twilight of his career, Berhalter helped mentor the likes of Omar Gonzalez, AJ DeLaGarza and Sean Franklin, a core of young defenders that would become staples in the club's most successful years. In 2009, he helped the Galaxy advance to the 2009 MLS Cup Final where they fell to Real Salt Lake on penalty kicks. The following year, he aided in the club's 2010 MLS Supporters Shield campaign, before ending his career with the MLS Cup and Supporter Shield double as a player/assistant coach in 2011.

Showing his leadership qualities early on, Berhalter served as captain for the U.S. at the 1993 FIFA World Youth Championship in Australia, helping guide the team past the group stage for just the second time in tournament history. Three years later, Berhalter was slated to captain the U-23 MNT at the 1996 Summer Olympics in Atlanta but was forced to miss the tournament after suffering an injury just three weeks prior.

Along with holding the UEFA "A" coaching license, Berhalter was part of the inaugural class to attain U.S. Soccer's "PRO" coaching license in 2016.

Berhalter is the godson of former Boston Red Sox player and baseball Hall of Famer Carl Yastrzemski. Gregg and his wife Rosalind have four children: Sebastian, who signed as a Homegrown player for Columbus Crew SC in 2020, Santana, Lily and Delilah. The family enjoy traveling together, cooking, golf and reading in their spare time.



NICO ESTEVEZ

Assistant Coach: U.S. Men's National Team

Birthdate: January 29, 1980

Hometown: Valencia, Spain

Nico Estevez joined the USMNT staff in 2019 after spending the previous four seasons working under Gregg Berhalter at Columbus Crew SC. Estevez served as the first team's Director of Methodology from 2015-16, before working as an assistant coach from 2017-2018.

In his Director of Methodology role, Estevez was responsible for developing and implementing the training curriculum for all Crew SC teams, while reinforcing principles of play consistent with the philosophy of the first team throughout each level. He also oversaw the individual player development plan for each youth player.

He spent eight years in Spain with La Liga club Valencia, working in its Academy and Department of Methodology, which included a stint as interim head coach of the first team in 2013.

Estevez joined Valencia in July 2004, first working with the youth teams and later spending two seasons as head coach of Huracan Valencia CF in Spain's Segunda Division B from 2011 to 2013. Estevez helped the team qualify for the promotion playoffs during both seasons.

In July 2013, he was appointed Head Coach of Valencia Mestalla of Spain's Segunda Division B. On October 21, 2013, the Comité de Entrenadores de la Real Federación Española de Fútbol ("Royal Spanish Football Federation's Coaches' Committee") awarded him the Ramon Cobo award in recognition for his work.

Prior to his time with Valencia, Estevez worked with CF San Jose, a youth soccer academy in Valencia, Spain. He originally worked as a youth team head coach upon his arrival on July of 1999, overseeing the Under-12, U-14, U-15, U-16, and U-18 sides during his time there. In July of 2003, he was made Technical Director. Estevez also served as CF San Jose's Director of Methodology from 2010-2011.

Estevez and his wife Amparo have two children – Sandra and Nico.

B.J. CALLAGHAN

Strategy Analyst/Assist. Coach: U.S. Men's National Team

Birthdate: July 1, 1981

Hometown: Ventnor, N.J.



B.J. Callaghan joined the U.S. Men's National Team staff in 2019 after spending the previous seven years with the Philadelphia Union. For the past five seasons, Callaghan worked as an assistant coach under Jim Curtin, focusing on team defending, opponent analysis, set-piece design, player development and scouting. During this time, he helped the Union to appearances in the 2014, 2015 and 2018 Lamar Hunt U.S. Open Cup Finals as well as postseason berths in 2016 and 2018. Prior to his involvement with the first team, he spent the previous two years working with the Philadelphia Union/YSC Academy.

Prior to his time with the Philadelphia Union, Callaghan spent six years at Villanova University, rising to the level of Associate Head Coach. While at Villanova, he was involved in all aspects of the program, and helped lead the team to three straight Big East playoff appearances, including the 2011 Big East Semifinals – the highest finish in program history.

Callaghan graduated in 2003 from Ursinus College with a degree in Economics and Business Administration, and has held many coaching positions within the Philadelphia soccer community, working with FC Delco, Montgomery Soccer Club, and EPYSA/Region I ODP programs. He holds the U.S. Soccer "PRO" and "A" coaching licenses.

USMNT


MNT HISTORY

WORLD CUP HISTORY

PROGRAMS

COMPETITIONS

U.S. HISTORY & INFO



ARON HYDE

Goalkeeping Coach: U.S. Men's National Team

Birthdate: April 9, 1983

Hometown: Birmingham, England

Bringing 14 years of coaching experienced at the domestic and international level, Aron Hyde joined the U.S. Men's National Team staff in 2020, after spending the previous three seasons with Major League Soccer outfit Atlanta United FC. Prior to being hired full time, he served as the goalkeeper coach for the USMNT during the November 2019 Concacaf Nations League victories against Canada and Cuba.

Hyde spent three seasons with Atlanta United FC as the club's inaugural goalkeeper coach. Hyde's leadership helped Atlanta goalkeepers concede the fourth-fewest goals in MLS in 2017 and 2018 and allowed just two goals throughout the 2018 MLS Cup Playoffs. Additionally, under Hyde's tutelage, veteran MNT goalkeeper Brad Guzan posted a shutout streak of 541 minutes in 2017— the sixth-longest in league history.

Prior to Atlanta, Hyde spent two years with U.S. Soccer as a goalkeeper coach with the Men's National Team and various Youth National Teams. He also spent six seasons as the goalkeeper coach with Chicago Fire (2010-15). Hyde joined the Fire in 2010 after spending 2009 as an assistant coach with the University of Washington men's team.

He served as the Goalkeeping Coach for Seattle University's men's and women's soccer teams, from 2006-09. Hyde previously coached for Seattle-based Emerald City FC where he served as assistant goalkeeper coach and head team coach for two of the club's boys' teams.

A native of Birmingham, England, Hyde's vast playing experience includes spells with Walsall FC, Millwall FC, and Wycombe Wanderers in England. Stateside, he spent time at Judson College (NAIA). He currently possesses a USSF A and USSF Goalkeeping license, and a UEFA A Coaching License. Hyde earned his master's degree in Sport Administration and Leadership from Seattle University in 2009.

STEVE TASHJIAN

Head Performance Expert: U.S. Men's National Team
Birthdate: Aug. 16, 1976
Hometown: La Verne, California



USMNT

MNT HISTORY

WORLD CUP HISTORY

PROGRAMS

COMPETITIONS

U.S. HISTORY & INFO

Steve Tashjian joined the U.S. Men's National Team staff in 2019 after spending the previous five years with Columbus Crew SC, where he worked alongside Gregg Berhalter as the club's High Performance Director.

A licensed physical therapist and respected performance specialist, Tashjian is renowned for being the lone American in the same role in the English Premier League for half a decade. With Columbus, Tashjian was tasked with continuing to develop data driven performance platforms in the areas of health and wellness, sports medicine, sport science, strength and conditioning and recovery.

Tashjian joined Crew SC from English Premier League side Everton, where he served for five years as strength and conditioning coach, then later as the Head of Sports Science and Conditioning and Director of End Stage Rehabilitation. During his time at Everton, Tashjian became well known for his innovative approach to player monitoring and performance development. While serving the club, Everton never finished outside the top eight Premiership positions, qualifying in 2009-2010 for the UEFA Europa League, appearing in the 2011-2012 FA Cup semifinal and finishing fifth in the Premier League in 2013-2014. During his tenure, Tashjian worked with a list of elite players including Tim Howard, Landon Donovan, Tim Cahill, Louis Saha, Phil Neville, Steven Pienaar, Romelu Lukaku, Marouane Fellaini and Leighton Baines.

From 2007 to 2009, Tashjian served as Assistant Coach and Head of Fitness, Director of End Stage Rehabilitation and Reconditioning with Columbus. He was a part of Sigi Schmid's staff that led the Black & Gold to the 2008 MLS Cup, and was a part of back-to-back Supporters' Shield wins in 2008 and 2009.

Tashjian's clinical experience began in 2002 as Physical Therapist and Strength and Conditioning Coach in Pasadena, California at the Competitive Athlete Training Zone (CATZ), assisting with the off-season training program for the LA Galaxy. In 2003, he left his position with CATZ to become Co-Owner and Director of Athletic Performance at Rehab United Physical Therapy and Sports Performance Center in San Diego, California, working with elite amateur, Olympic and professional athletes from multiple sports.

As an Assistant Coach, Head of Fitness and later a consultant for Azusa Pacific University from 2006-2008, he helped the university to a 2007 NAIA Men's Soccer National Championship as well as runner-up honors with the women in 2007 and the men in 2006.



DARCY NORMAN

Movement & Conditioning Coach: U.S. Men's National Team

Birthdate: Sept. 9, 1971

Hometown: Grande Prairie, Alberta; Canada

Darcy Norman brings 20 years of experience in the human performance industry to the U.S. Men's National Team. In the 10 years preceding his joining the the USMNT staff in 2019, Norman has primarily focused on creating and implementing methodologies, applied data and building strategic relations, as well as managing medical, rehab, fitness, nutrition, psychology and sport science staff at the highest level. Norman's soccer-specific experience includes time as Performance Data Analyst and Fitness Rehab Coach with the German Men's National Team from 2012-2018, helping Die Mannschaft to the 2014 FIFA World Cup title and third-place finish at Euro 2012. From 2015-2018, Norman also worked as the Director of Performance with Italian club AS Roma, helping the side to a semifinal appearance in 2017-18 UEFA Champions League. Prior to those positions, he worked as the Strength Coach and Rehab Specialist for Bayern Munich, helping the German club to the 2009-10 Bundesliga and DFB-Pokal Championship and the Final of that season's UEFA Champions League.

A licensed therapist and certified strength and conditioning specialist, Norman also served as the Director of Performance Innovation at EXOS and as a Physical Therapist and Performance Coach at Athletes' Performance.

2021 U.S. MNT PLAYER POOL

2021 U.S. Men's National Team Player Pool

| Name | Pos. | Ht. | Wt. | Birthdate | Caps/G | Hometown | Club |
|---------------------|------|------|-----|-----------|---------|-------------------------|-----------------------------|
| Aaronson, Brenden | M | 5-10 | 145 | 10/22/00 | 2/1 | Medford, N.J. | Red Bull Salzburg (Austria) |
| Acosta, Kellyn | M | 5-10 | 150 | 07/24/95 | 24/2 | Plano, Texas | Colorado Rapids |
| Adams, Tyler | M | 5-9 | 150 | 02/14/99 | 12/1 | Wappingers Falls, N.Y. | RB Leipzig (Germany) |
| Altidore, Jozy | F | 6-1 | 190 | 11/06/89 | 115/42 | Boca Raton, Fla. | Toronto FC (Canada) |
| Araujo, Julian | D | 5-9 | 155 | 08/13/01 | 1/0 | Lompoc, Calif. | LA Galaxy |
| Arriola, Paul | F | 5-6 | 145 | 02/05/95 | 34/6 | Chula Vista, Calif. | D.C. United |
| Boyd, Tyler | F | 6-0 | 160 | 12/30/94 | 10/2 | Santa Ynez, Calif. | Besiktas (Turkey) |
| Bradley, Michael | M | 6-1 | 180 | 07/31/87 | 151//17 | Princeton, N.J. | Toronto FC (Canada) |
| Brooks, John | D | 6-4 | 170 | 01/18/93 | 39/3 | Berlin, Germany | Wolfsburg (Germany) |
| Cannon, Reggie | D | 5-11 | 165 | 06/11/98 | 13/0 | Grapevine, Texas | Boavista (Portugal) |
| Cardoso, Johnny | M | 6-0 | 160 | 09/20/21 | 2/0 | Denville, N.J. | Internacional (Brazil) |
| Dest, Sergiño | D | 5-9 | 140 | 11/03/00 | 5/0 | Almere, Netherlands | Barcelona (Spain) |
| Ferreira, Jesús | F | 5-8 | 140 | 12/24/00 | 1/0 | McKinney, Texas | FC Dallas |
| Giocchini, Nicholas | F | 6-0 | 160 | 07/25/00 | 2/2 | Kansas City, Mo. | Caen (France) |
| Guzan, Brad | GK | 6-4 | 200 | 09/09/84 | 64/0 | Homer Glen, Ill. | Atlanta United FC |
| Hamid, Bill | GK | 6-3 | 215 | 11/25/90 | 8/0 | Annandale, Va. | D.C. United |
| Horvath, Ethan | GK | 6-4 | 215 | 06/09/95 | 4/0 | Highlands Ranch, Colo. | Club Brugge (Belgium) |
| Johnson, Sean | GK | 6-3 | 215 | 05/31/89 | 9/0 | Lilburn, Ga. | New York City FC |
| Llanez, Ulysses | F | 5-9 | 150 | 04/02/01 | 3/1 | Lynwood, Calif. | Heerenveen (Netherlands) |
| Lletget, Sebastian | M | 5-10 | 165 | 09/03/92 | 17/4 | San Francisco, Calif. | LA Galaxy |
| Long, Aaron | D | 6-2 | 170 | 10/12/92 | 18/3 | Oak Hills, Calif. | New York Red Bulls |
| McKennie, Weston | M | 6-1 | 185 | 08/28/98 | 21/6 | Little Elm, Texas | Juventus (Italy) |
| McKenzie, Mark | D | 6-0 | 185 | 02/25/99 | 2/0 | Bear, Del. | Genk (Belgium) |
| Miazga, Matt | D | 6-4 | 185 | 07/19/95 | 20/1 | Clifton, N.J. | Anderlecht (Belgium) |
| Morris, Jordan | F | 6-0 | 185 | 10/26/94 | 39/10 | Mercer Island, Wash. | Seattle Sounders FC |
| Mueller, Chris | F | 5-9 | 160 | 08/29/96 | 1/2 | Shaumburg, Ill. | Orlando City SC |
| Musah, Yunus | M | 5-10 | 160 | 11/29/02 | 2/0 | London, England | Valencia (Spain) |
| Otasowie, Owen | M | 6-2 | 195 | 1/06/01 | 1/0 | Merry Hill, England | Wolverhampton (England) |
| Perea, Andrés | M | 6-1 | 160 | 11/14/00 | 0/0 | Medellín, Colombia | Orlando City SC |
| Pulisic, Christian | M | 5-8 | 155 | 09/18/98 | 34/14 | Hershey, Pa. | Chelsea (England) |
| Ream, Tim | D | 6-1 | 160 | 10/05/87 | 41/1 | St. Louis, Mo. | Fulham (England) |
| Reyna, Gio | F | 6-1 | 160 | 11/13/02 | 2/0 | Bedford, N.Y. | Borussia Dortmund (Germany) |
| Richards, Chris | D | 6-3 | 180 | 03/28/00 | 1/0 | Birmingham, Ala. | Bayern Munich (Germany) |
| Robinson, Antonee | D | 6-0 | 160 | 08/08/97 | 8/0 | Liverpool, England | Fulham (England) |
| Roldan, Cristian | M | 5-8 | 165 | 06/03/95 | 19/0 | Pico Rivera, Calif. | Seattle Sounders FC |
| Sargent, Josh | F | 6-1 | 175 | 02/20/00 | 12/5 | O'Fallon, Mo. | Werder Bremen (Germany) |
| Soto, Sebastian | F | 6-0 | 165 | 07/28/00 | 2/2 | San Diego, Calif. | Telstar (Netherlands) |
| Steffen, Zack | GK | 6-3 | 190 | 04/02/95 | 19/0 | Downingtown, Pa. | Manchester City (England) |
| Turner, Matt | GK | 6-3 | 195 | 06/24/94 | 0/0 | Park Ridge, N.J. | New England Revolution |
| Vines, Sam | D | 5-10 | 150 | 05/31/99 | 0/0 | Colorado Springs, Colo. | Colorado Rapids |
| Weah, Tim | F | 6-1 | 165 | 02/22/00 | 10/1 | Rosedale, N.Y. | Lille (France) |
| Yedlin, DeAndre | D | 5-8 | 160 | 07/09/93 | 62/0 | Seattle, Wash. | Newcastle United (England) |
| Yueill, Jackson | M | 5-10 | 160 | 03/19/97 | 8/0 | Bloomington, Minn. | San Jose Earthquakes |
| Zardes, Gyasi | F | 6-2 | 175 | 09/02/91 | 56/12 | Hawthorne, Calif. | Columbus Crew SC |
| Zimmerman, Walker | D | 6-3 | 185 | 05/19/93 | 13/2 | Lawrenceville, Ga. | Nashville SC |

Caps/Goals as of Jan. 1, 2021

Team Staff

| | |
|--|-----------------|
| USMNT General Manager | Brian McBride |
| USMNT Head Coach | Gregg Berhalter |
| USMNT Assistant Coach | Nico Estevez |
| USMNT Goalkeeping Coach | Aron Hyde |
| Strategy Analyst/Assistant Coach | B.J. Callaghan |
| Head Performance Expert | Steve Tashjian |
| Movement & Conditioning Coach | Darcy Norman |
| Performance Coach | Jordan Webb |

| | |
|------------------------------|------------------|
| Leadership Coach | Travis Thomas |
| Opposition Scout | Michael Stephens |
| Performance Analytics | Frank Wijbenga |
| Team Administrator | Sam Zapatka |
| Head Athletic Trainer | Ron Shinault |
| Head Equipment Manager | Kyle Robertson |
| Press Officer | Michael Kammaran |
| Content Manager | Jeff Crandall |

USMNT


MNT HISTORY

WORLD CUP HISTORY


PROGRAMS

COMPETITIONS


U.S. HISTORY & INFO



Brenden Aaronson
Midfielder




Tyler Adams
Midfielder



Jozy Altidore
Forward




Paul Arriola
Forward



Michael Bradley
Midfielder



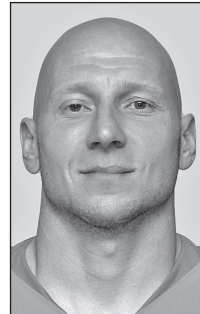
John Brooks
Defender




Reggie Cannon
Defender




Sergiño Dest
Defender



Brad Guzan
Goalkeeper



Sebastian Lletget
Midfielder



Aaron Long
Defender



Weston McKennie
Midfielder




Mark McKenzie
Defender



Matt Miazga
Defender



Jordan Morris
Forward




Yunus Musah
Midfielder




Christian Pulisic
Midfielder



Tim Ream
Defender



Gio Reyna
Forward




Antonee Robinson
Defender



Josh Sargent
Forward




Zack Steffen
Goalkeeper



DeAndre Yedlin
Defender



Jackson Yueill
Midfielder



Gyasi Zardes
Forward



BRENDEN AARONSON

Position: Midfielder
Height: 5-10 (1.77 m)
Weight: 155 (70.3 kg)
Born: Oct. 22, 2000 in Medford, N.J.
Hometown: Medford, N.J.
Club: Red Bull Salzburg (Austria)

| CAREER STATS | GP/GS | MIN | G | A | Y | R | W-L-T |
|--------------|-------|-----|---|---|---|---|-------|
| 2020 | 2/2 | 156 | 1 | 1 | 0 | 0 | 2-0-0 |

A promising young midfield prospect, Brenden Aaronson rose through the ranks of the Philadelphia Union to earn his first USMNT appearance by age 19 and complete a \$6M transfer to Red Bull Salzburg the following year. Though diminutive in stature, the New Jersey native was integral in helping the Union to its first piece of hardware when they lifted the 2020 MLS Supporters Shield and went on to become the youngest player named to the MLS Best XI that year. Having moved to Salzburg, the New Jersey native is focused on ensuring the club's dominance atop the Austrian Bundesliga while carving out a bigger role with the USMNT and potentially the U-23s during a busy 2021 schedule.

Career highlights:

- Earned his USMNT debut on Feb. 1, 2020, starting in the 1-0 victory vs. Costa Rica.
- Scored his first international goal in the 6-0 win vs. El Salvador on Dec. 9, 2020.
- Secured a \$6M transfer to Austrian Bundesliga side Red Bull Salzburg in October and began playing there in January 2021.
- Playing his second full season with the Philadelphia Union, at age 20 was selected as the youngest member of the MLS Best XI in 2020.
- Helped the Philadelphia Union earn its first hardware by winning the 2020 MLS Supporters Shield.
- Was a finalist for U.S. Soccer's Young Male Player of the Year in 2020.

U.S. National Team – 2020: Started both of his appearances, collecting a goal and an assist in 154 minutes of play ... Earned his USMNT debut in the 1-0 win vs. Costa Rica on Feb. 1 in Carson, Calif. ... Collected his first international assist, dishing to Sebastian Lletget in the 23rd minute before scoring his first international goal in the 50th minute of the 6-0 win vs. El Salvador on Dec. 9 in Fort Lauderdale ... **2019:** While still 18 years old, earned his first USMNT call-up for the team's September friendlies vs. Mexico and Brazil ... **Under-23s:** In 2019 he was selected for the U-23 June training camp ... He was again called up to international youth duty in November 2019 as the U-23 team competed in the United International Football Festival ... He came on as sub in a hard-fought 1-0 loss to Brazil (November 14), nearly assisting and scoring an equalizer in his 44 minutes of action ... He started and played all 90 minutes in a 4-0 victory against Gran Canaria ... Selected to the Olympic Qualifying roster (March 8), joining the team in Guadalajara, Mexico for training camp before the matches were postponed due to COVID-19 outbreak ... **Under-19s:** Was selected for the inaugural U-19 Men's YNT Summit Camp in 2018. **Under-15s:** Made two appearances for the U-15 team in 2015, both against England. **First Appearance:** Feb. 1, 2020 vs. Costa Rica ... **First Goal:** Dec. 9, 2020 vs. El Salvador ... **First World Cup Appearance:** none ... **First World Cup Goal:** none ... **First WCQ Appearance:** none ... **First WCQ Goal:** none ... **First WCQ Assist:** none ... **Tournament Rosters:** FIFA U-20 World Cup (2019).

Professional – 2021: Became eligible to begin playing for Red Bull Salzburg in January after securing a \$6M transfer from Philadelphia Union in October 2020 ... **2020:** Made 18 appearances (18 starts) for the Union at central attacking midfield, scoring four goals and registering five assists ... Netted his first goal of the season in the 3-3 road draw against LAFC (March 8) ... Registered his first assist of the season in the 2-1 victory over Inter Miami (July 14), providing the final pass to Kacper Przybylko for the match-winner ... Registered the assist on the third goal of the 3-1 victory over Sporting Kansas City to send the Union to the MLS is Back Semifinals (July 30) ... Scored the fourth goal of the 4-1 victory over D.C. United (August 29) ...

BRENDEN AARONSON'S BIO IS CONTINUED ON PAGE 312

TYLER ADAMS

Position: Midfielder


Height: 5-9 (1.75 m)

Weight 150 (68 kg)

Born: Feb. 14, 1999, in Wappingers Falls, N.Y.

Hometown: Wappingers Falls, N.Y.

Club: RB Leipzig (Germany)



USMNT

MNT HISTORY

WORLD CUP HISTORY

PROGRAMS

COMPETITIONS

U.S. HISTORY & INFO

| CAREER STATS | GP/GS | MIN | G | A | Y | R | W-L-T |
|----------------------|--------------|------------|----------|----------|----------|----------|--------------|
| 2017 | 1/1 | 90 | 0 | 0 | 0 | 0 | 0-0-1 |
| 2018 | 8/7 | 658 | 1 | 0 | 1 | 0 | 2-4-2 |
| 2019 | 1/1 | 90 | 0 | 0 | 0 | 0 | 1-0-0 |
| 2020 | 2/2 | 133 | 0 | 0 | 0 | 0 | 1-0-1 |
| 4-Year Totals | 12/11 | 971 | 1 | 0 | 1 | 0 | 4-4-4 |


One of the brightest rising members of the U.S. Men's National Team, Adams is an industrious player, capable of playing in central midfield as well as on the right side as a winger or in defense. After earning his senior debut in November 2017, Adams has become a core member of the USMNT, showing the versatility to perform in defensive midfield and as a right back. Moving from New York Red Bulls to sister club RB Leipzig in January 2019, Adams has already appeared in a DFB Pokal Final as well as making history by scoring the game-winner in the quarterfinal of the 2019-20 UEFA Champions League. Now battle hardened with experience gained in Germany and European competition, Adams has his sights set on a busy year with the USMNT as the side begins qualification for the 2022 FIFA World Cup.

Career highlights:

- Became the U.S. player to score deepest in the UEFA Champions League when he tallied the game-winner vs. Atlético Madrid in the quarterfinal on Aug. 13, 2020.
- After helping the New York Red Bulls to another Supporters Shield campaign in 2018, officially transferred to German Bundesliga side RB Leipzig on Dec. 2, 2018.
- Tallied the decisive game-winner in a 1-0 victory against Mexico on Sept. 11, 2018 in Nashville, Tenn.
- Became the first player born in 1999 to earn a cap for the USMNT, going the full 90 minutes in the USA's 1-1 friendly draw with Portugal on Nov. 14, 2017.
- Played in all five matches for Tab Ramos' side as the USA advanced to the quarterfinals of the 2017 FIFA U-20 World Cup.
- Appeared in four of six matches at the 2017 CONCACAF U-20 Championship as the USA clinched its first confederation title at that age level.
- Playing mostly as a right back, was influential for the New York Red Bulls in 2017, tallying two goals and four assists while helping the club to a postseason berth and the Lamar Hunt U.S. Open Cup Final.

U.S. National Team – 2020: Started both of the team's November matches ... Played 71 minutes in the 0-0 draw at Wales in Swansea (Nov. 12) ... Played 62 minutes in the 6-2 win vs. Panama in Wiener Neustadt, Austria (Nov. 16) ... **2019:** Injury limited him to just one appearance, Adams played the full 90 minutes at right back during the team's 1-0 victory vs. Ecuador on March 21 in Orlando ... **2018:** Earned eight caps, starting seven matches, while recording his first international goal ... Runner-up in Male Player of the Year Award voting ... Eight appearances tied for third on the team ... Played the full 90 minutes in each of his seven starts ... First international goal came in dramatic fashion, when he put home a cross from Antonee Robinson to give the USA a memorable 1-0 victory against rivals Mexico on Sept. 11, 2018 in Nashville, Tenn. ... Went the full 90 minutes in the USA's historic 1-1 draw with France on June 9 in Les Bleus' last match before heading to

TYLER ADAMS' BIO IS CONTINUED ON PAGE 312



JOZY ALTIDORE

Position: Forward
Height: 6-1 (1.85 m)
Weight: 175 (80 kg)
Born: Nov. 6, 1989, in Livingston, N.J.
Hometown: Boca Raton, Fla.
Club: Toronto FC

| CAREER STATS | GP/GS | MIN | G | A | Y | R | W-L-T |
|-----------------------|---------------|-------------|-----------|-----------|-----------|----------|-----------------|
| 2007 | 1/0 | 26 | 0 | 0 | 0 | 0 | 1-0-0 |
| 2008 | 5/3 | 323 | 2 | 2 | 2 | 0 | 3-1-1 |
| 2009 | 17/13 | 1079 | 6 | 0 | 2 | 0 | 8-7-2 |
| 2010 | 9/8 | 750 | 2 | 1 | 3 | 0 | 2-3-4 |
| 2011 | 13/13 | 859 | 3 | 0 | 2 | 0 | 5-7-1 |
| 2012 | 7/3 | 313 | 0 | 1 | 0 | 0 | 3-1-3 |
| 2013 | 14/13 | 1075 | 8 | 2 | 2 | 0 | 8-4-2 |
| 2014 | 10/10 | 800 | 4 | 0 | 2 | 0 | 5-3-2 |
| 2015 | 13/13 | 914 | 6 | 2 | 2 | 1 | 6-5-2 |
| 2016 | 10/8 | 709 | 6 | 2 | 2 | 0 | 6-3-1 |
| 2017 | 11/10 | 854 | 4 | 3 | 2 | 0 | 6-2-3 |
| 2019 | 5/3 | 264 | 1 | 1 | 1 | 0 | 3-2-0 |
| 12-Year Totals | 115/97 | 7965 | 42 | 14 | 20 | 1 | 56-38-21 |

After being away from the international game during the U.S. Men's National Team's transitional year in 2018, the two-time World Cup veteran returned to the team in 2019, helping the squad to the Concacaf Gold Cup Final during the summer and remains firmly in the player pool as the side sets its sights on qualification for the 2022 FIFA World Cup in Qatar. One of the most distinguished American players of all time, Altidore has also continued to be a force with Toronto FC, helping the club to an MLS Cup, Supporters Shield and three Canadian Championships and within a hair of becoming the first MLS side to win the Concacaf Champions League during his time in Ontario.

Career highlights:

- Became the third MNT player to break the 40-goal mark with his first of two strikes in a 4-0 World Cup Qualifying win vs. Panama on Oct. 6, 2017.
- Tied with Clint Dempsey for the MNT's all-time lead in World Cup Qualifying goals with 18.
- Was part of Toronto FC's run to the Final of the 2018 Concacaf Champions League Final where the Reds ultimately fell on penalty kicks to Chivas de Guadalajara.
- Helped Toronto FC to an unprecedented treble as the Reds lifted the 2017 MLS Cup, Supporters Shield and Canadian Cup.
- Part of the 2017 CONCACAF Gold Cup winning side, scoring the game-winner in the 2-0 Semifinal defeat of Costa Rica (July 22) and opening goal in the 2-1 Final win vs. Jamaica (July 26).
- Led the MNT with eight goals in 2018 FIFA World Cup Qualifying and finished second in all of CONCACAF, one behind Carlos Ruiz.
- At 27 years, 84 days, became the second youngest MNT player since Landon Donovan to reach the 100-cap mark when he appeared in a 0-0 draw with Serbia on Jan. 29, 2017.

JOZY ALTIDORE'S BIO IS CONTINUED ON PAGE 313

PAUL ARRIOLA

Position: Midfielder

Height: 5-8 (1.72 m)

Weight: 145 (66 kg)

Born: Feb. 5, 1995 in Chula Vista, Calif.

Hometown: Chula Vista, Calif.

Club: Swansea City (English Championship)



USMNT

MNT HISTORY

WORLD CUP HISTORY

PROGRAMS

COMPETITIONS

U.S. HISTORY & INFO

| CAREER STATS | GP/GS | MIN | G | A | Y | R | W-L-T |
|----------------------|--------------|-------------|----------|----------|----------|----------|---------------|
| 2016 | 3/1 | 137 | 2 | 1 | 0 | 0 | 3-0-0 |
| 2017 | 12/8 | 618 | 0 | 1 | 1 | 0 | 7-2-3 |
| 2018 | 2/1 | 100 | 0 | 0 | 0 | 0 | 0-1-1 |
| 2019 | 15/12 | 1112 | 3 | 2 | 1 | 0 | 10-4-1 |
| 2020 | 2/2 | 148 | 1 | 0 | 0 | 0 | 2-0-0 |
| 5-Year Totals | 34/24 | 2115 | 6 | 4 | 2 | 0 | 22-7-5 |


Industry, resolve and relentlessness are the hallmarks of Paul Arriola's success for club and country. A talented forward prospect in his youth, he chose to challenge himself on his professional career path by electing to sign with Mexican side Club Tijuana at age 18. Having worked his way from spot appearances to regular substitute roles, Arriola became a regular in the side in 2016, which helped him carve out a consistent role with the USMNT the following year. After helping the U.S. win the 2017 CONCACAF Gold Cup, Arriola made a high-profile move to D.C. United later that summer. A core piece for D.C. and the USMNT, Arriola recovered from a torn ACL suffered during 2020 preseason, playing in the final match of the year for his club and the USMNT, before going on a short-term loan to Swansea City during the January 2021 transfer window.

Career highlights:

- Tied Gyasi Zardes for the team lead in appearances in 2019, collecting a career-high 15 caps to go along with three goals and an assist.
- Became just the eighth player in USMNT history to score in each of his first two appearances, tallying in a 3-1 win at Puerto Rico (May 22, 2016) and vs. Trinidad & Tobago (Sept. 6, 2016).
- Appeared in four of five U.S. matches and scored a goal in a 4-0 rout of hosts New Zealand as the U.S. ran to the Quarterfinals of the 2015 FIFA U-20 World Cup.
- Assisted on Darío Benedetto's goal four minutes into his league debut, playing Club Atlas to a 3-3 draw on July 19, 2013.
- Scored in his club debut a 5-2 preseason win vs. Club América at San Diego's Petco Park on July 6, 2013.
- A product of the LA Galaxy Academy, Arriola turned down a Homegrown contract with the club in order to sign with Liga MX side Club Tijuana in May 2013.
- Started three of the four U.S. matches at the 2011 FIFA U-17 World Cup in Mexico.

U.S. National Team – 2020: Despite recovery from ACL surgery, appeared in two of the USMNT's four matches, scoring one goal ... Started and went the full 90 minutes in the 1-0 win vs. Costa Rica (Feb. 1) ... Returned to the USMNT following ACL surgery, playing 58 minutes and scored the opening goal in the 6-0 win vs. El Salvador in Fort Lauderdale (Dec. 9) ... **2019:** Appeared in a career high 15 matches (12 starts), collecting three goals and an assist ... Played in five of six Concacaf Gold Cup matches ... Scored in the 2-0 friendly win against Costa Rica on Feb. 2, his first goal since his father passed away the previous October ... Recorded a goal and assist in the 4-0 win vs. Guyana to open the 2019 Concacaf Gold Cup in St. Paul Minn. (June 18) ... Scored in the 6-0 victory vs. Trinidad & Tobago in Cleveland (June 22) ... **2018:** Appeared in two matches, logging 100 minutes ... Started the 2-0 loss to Brazil in East Rutherford, N.J. (Sept. 7) ... **2017:** Made 12

PAUL ARRIOLA'S BIO IS CONTINUED ON PAGE 316



MICHAEL BRADLEY

Position: Midfielder
Height: 6-2 (1.88 m)
Weight: 185 (84 kg)
Born: July 31, 1987, in Princeton, N.J.
Hometown: Princeton, N.J.
Club: Toronto FC

| CAREER STATS | GP/GS | MIN | G | A | Y | R | W-L-T |
|-----------------------|----------------|--------------|-----------|-----------|-----------|----------|-----------------|
| 2006 | 2/0 | 10 | 0 | 0 | 0 | 0 | 2-0-0 |
| 2007 | 12/10 | 940 | 1 | 0 | 2 | 1 | 9-2-1 |
| 2008 | 11/11 | 893 | 2 | 0 | 4 | 0 | 7-2-2 |
| 2009 | 15/15 | 1315 | 4 | 0 | 3 | 1 | 7-6-2 |
| 2010 | 10/10 | 930 | 1 | 0 | 0 | 0 | 3-3-4 |
| 2011 | 13/10 | 991 | 1 | 3 | 1 | 0 | 6-5-2 |
| 2012 | 9/9 | 810 | 2 | 2 | 2 | 0 | 5-1-3 |
| 2013 | 10/10 | 900 | 0 | 2 | 0 | 0 | 6-2-2 |
| 2014 | 9/9 | 824 | 1 | 5 | 0 | 0 | 4-2-3 |
| 2015 | 18/18 | 1668 | 3 | 6 | 4 | 0 | 9-5-4 |
| 2016 | 17/17 | 1500 | 0 | 3 | 3 | 0 | 10-6-1 |
| 2017 | 14/13 | 1198 | 2 | 1 | 0 | 0 | 7-2-5 |
| 2018 | 2/1 | 101 | 0 | 0 | 0 | 0 | 0-1-1 |
| 2019 | 9/8 | 717 | 0 | 1 | 0 | 0 | 6-2-1 |
| 14-Year Totals | 151/141 | 11797 | 17 | 23 | 19 | 2 | 81-39-31 |

A tactician as well as a dogged competitor, Bradley patrols the center of the field with energy, savvy and skill, and has long been one of the USA's fittest and most consistent performers. One of the most cultured players ever to appear for the USMNT, Bradley has suited up for clubs in the USA, Netherlands, Germany, England, Italy and Canada, most recently leading Toronto FC to an unprecedented treble as the club won the MLS Cup, Supporters Shield and Canadian Cup in 2017. Bradley also led the USMNT to its sixth CONCACAF Gold Cup championship in 2017, winning the Golden Ball as the tournament's best player. Now one of the elder players in the squad, Bradley's experience and leadership will be vital as the USMNT begins qualification for the 2022 FIFA World Cup.

Career highlights:

- Named to the 2019 Concacaf Gold Cup Best XI.
- Led club side Toronto FC to an unprecedented "treble" in 2017, winning the MLS Cup, Supporters Shield and Canadian Cup.
- Captained the MNT to the 2017 CONCACAF Gold Cup, winning the Golden Ball as the tournament's best player.
- With 17 caps, led the MNT in appearances for a second-straight year in 2016 and also tied for second with three assists.
- Started all six USA matches in the MNT's fourth place finish at Copa America Centenario.

MICHAEL BRADLEY'S BIO IS CONTINUED ON PAGE 317

JOHN BROOKS

Position: Defender
Height: 6-4 (1.93 m)
Weight: 170 (77.11 kg)
Born: Jan 28, 1993
Hometown: Berlin, Germany
Club: Wolfsburg (Germany)



USMNT

MNT HISTORY

WORLD CUP HISTORY

PROGRAMS

COMPETITIONS

U.S. HISTORY & INFO

| CAREER STATS | GP/GS | MIN | G | A | Y | R | W-L-T |
|----------------------|--------------|-------------|----------|----------|----------|----------|----------------|
| 2013 | 2/2 | 180 | 0 | 0 | 0 | 0 | 1-1-0 |
| 2014 | 6/4 | 421 | 1 | 0 | 0 | 0 | 3-2-1 |
| 2015 | 10/10 | 871 | 1 | 0 | 3 | 0 | 5-2-3 |
| 2016 | 11/11 | 887 | 1 | 0 | 2 | 0 | 7-4-0 |
| 2017 | 4/4 | 261 | 0 | 0 | 0 | 0 | 2-0-2 |
| 2018 | 3/3 | 270 | 0 | 0 | 0 | 0 | 0-3-0 |
| 2019 | 2/2 | 180 | 0 | 0 | 0 | 0 | 2-0-0 |
| 2020 | 1/1 | 90 | 0 | 0 | 0 | 0 | 0-0-1 |
| 8-Year Totals | 39/37 | 3060 | 3 | 0 | 5 | 0 | 20-12-7 |


One of the few players in the current pool with a World Cup under their belt, Brooks is a towering center back who possesses all the physical tools and calm demeanor to dominate a match from his position on the back line. With both American and German citizenship, his choice to represent the United States rang loud and clear when he headed home the game-winning goal in the 2-1 win against Ghana in the USA's opening match of the 2014 FIFA World Cup in Brazil. Following several strong seasons with Hertha Berlin, Brooks secured a high-profile transfer to Wolfsburg in Summer 2017, with the \$20.4 million fee coming in as a record for a U.S. player at the time. With eyes on qualification for the 2022 FIFA World Cup, the veteran center back is a key focal point to help leading the young team in its quest for Qatar.

Career highlights:

- By the end of 2020, moved into the top five in Bundesliga appearances among U.S. players.
- His \$20.4 million transfer to Wolfsburg in 2017 is the second highest transfer fee paid for a U.S. international.
- Made a career high 11 appearances for the MNT in 2016.
- Started all six games as the USA finished fourth at Copa America Centenario, turning in a particularly strong performance in the MNT's group finale against Paraguay.
- Made his first appearance in official competition count, scoring in the 86th minute against Ghana to break the deadlock and deliver the U.S. a critical 2-1 win.
- One of two U.S. players in history to score a goal in a World Cup after coming on as a substitute.
- Played the full 90 minutes in two friendlies for the United States in 2013, his first caps as a senior international player.
- After coming up through the youth ranks of German club Hertha BSC, Brooks played for one season with the club's second team before helping the first team gain promotion back to the Bundesliga for the 2013-14 season.

U.S. National Team – 2020: Made one appearance, starting and going the full 90 minutes in the 0-0 draw vs. Wales in Swansea (Nov. 12) ... **2019:** Started each of his two appearances ... Earned Man of the Match honors in the 1-0 win vs. Ecuador (March 21) ... **2018:** Out through much of the early part of the year with a

JOHN BROOKS' BIO IS CONTINUED ON PAGE 319



REGGIE CANNON

Position: Defender
Height: 5-11 (1.80 m)
Weight: 165 (75 kg)
Born: June 11, 1998 in Chicago, Ill.
Hometown: Grapevine, Texas
College: UCLA
Club: Boavista (Portuguese Primeira)

| CAREER STATS | GP/GS | MIN | G | A | Y | R | W-L-T |
|----------------------|--------------|------------|----------|----------|----------|----------|--------------|
| 2018 | 2/2 | 161 | 0 | 0 | 1 | 0 | 0-1-1 |
| 2019 | 8/6 | 561 | 0 | 1 | 0 | 0 | 5-2-1 |
| 2020 | 3/2 | 183 | 0 | 1 | 0 | 0 | 2-0-1 |
| 3-Year Totals | 17/10 | 905 | 0 | 2 | 1 | 0 | 7-3-3 |

A speedy right back with a fantastic workrate, Cannon's tremendous 2018 season with FC Dallas put him in line for his first U.S. Men's National Team camp and appearance in October of that year. Starting to hit his stride, the industrious defender earned six starts in 2019, including three in the run to the 2019 Gold Cup final. After impressing with the USMNT and FC Dallas, Cannon took the next step in his career when he transferred to Portuguese club Boavista in September 2020, immediately becoming an integral part of the Primeira side.

Career highlights:

- Started three of six USMNT matches en route to the 2019 Gold Cup Final.
- Made his USMNT debut in a 1-1 draw with Peru on Oct. 16, 2018 in East Hartford, Conn.
- Joined Portuguese Primeira side Boavista in September 2020.
- Led FC Dallas with 33 games played and 2,921 minutes in 2018.
- Signed as FC Dallas' 18th Homegrown Player on Dec. 22, 2016.

U.S. National Team – 2020: Appeared in three of the USMNT's four matches, recording one assist ... Went the full 90 minutes in the 1-0 win vs. Costa Rica (Feb. 1) ... Was an 87th minute substitute in the 0-0 draw with Wales in Swansea (Nov. 12) ... Played the full 90 minutes and assisted on Sebastian Lletget's 87th minute goal in the 6-2 win vs. Panama in Wiener Neustadt, Austria (Nov. 16) ... **2019:** Appeared in a total of eight matches, including six starts ... Played in four matches during the run to the 2019 Gold Cup Final, earning three starts including a spot on the first XI for the championship match ... Also played in three friendlies and both wins against Cuba in the inaugural Concacaf Nations League group stage ... **2018:** Earned his first senior-team call-up in October and collected two caps during his debut year with the MNT ... Earned his first cap in a 1-1 draw with Peru in East Hartford, Conn. (Oct. 16) ... Played 75 minutes in a 1-0 defeat to Italy in Genk, Belgium (Nov. 20) ... Previous YNT Experience: Played for the U-17 MNT in 2015 and U-19 MNT in 2016 ... **First Appearance:** Oct. 16, 2018 vs. Peru ... **First Goal:** none.

Professional – 2020-21: Transferred to Portuguese Primeira side Boavista on Sept. 9, 2020 ... Started each of the club's 13 matches across all competitions after joining, logging 1,174 minutes ... Appeared in 11 league matches and two Taca de Portugal contests ... **2020:** Made five appearances, registering one assist for FC Dallas before transferring ... Assisted on Zdenek Ondrasek's goal in the 2-2 draw with Montreal on March 7 ... **2019:** Played in 28 MLS matches, starting 26 ... Scored his first career playoff goal in the 39th minute of the 2019 playoff match against Seattle Sounders FC on Oct. 19 at CenturyLink Field, starting Dallas' comeback in regulation before falling to the 2019 MLS Cup winners, 4-3, in extra time ... **2018:** Led FC Dallas in minutes played with 2,921, starting each of his 33 appearance while recording a goal and three assists ... Garnered FC Dallas' Supporters Player of the Year ... Tallied his first MLS goal in a 2-2 draw with Vancouver Whitecaps FC (May 19) ... Registered assists vs. Chicago Fire (July 14) and two against San Jose Earthquakes on Aug. 4 and Aug. 29 ... **CCL:** Started both of FCD's Concacaf Champions League ties ... **U.S. Open Cup:** Made two

REGGIE CANNON'S BIO IS CONTINUED ON PAGE 320

SERGIÑO DEST

Position: Defender
Height: 5-8 (1.73 m)
Weight: 160 (72.6 kg)
Birthdate: Nov. 3, 2000 in Almere, Netherlands
Hometown: Almere, Netherlands
Club: Barcelona (Spain)



USMNT

MNT HISTORY

WORLD CUP HISTORY

PROGRAMS

COMPETITIONS

U.S. HISTORY & INFO

| CAREER STATS | GP/GS | MIN | G | A | Y | R | W-L-T |
|----------------------|------------|------------|----------|----------|----------|----------|--------------|
| 2019 | 3/3 | 156 | 0 | 1 | 0 | 0 | 1-1-1 |
| 2020 | 2/2 | 177 | 0 | 0 | 0 | 0 | 1-0-1 |
| 2-Year Totals | 5/5 | 333 | 0 | 1 | 0 | 0 | 2-1-2 |

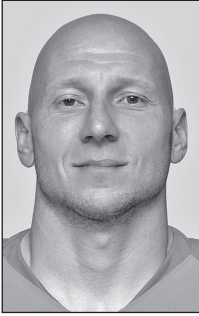
The son of a Surinamese-American serviceman and Dutch mother, Sergiño Dest has experienced a rapid rise for both club and country during the last two years. Early in the 2020-21 season, Dest made a splash transfer move to Spanish superclub FC Barcelona and became the first American to play for the storied side after climbing through the ranks of Dutch giant Ajax. Eligible to represent the Netherlands or the United States internationally, the defender impressed for the U.S. at both the FIFA U-17 and U-20 World Cups before officially deciding in November 2019 to play for the Red, White and Blue and sealing the deal with his appearance in a 4-1 Concacaf Nations League victory vs. Canada. Showing the versatility to play on both sides of the back line, Dest brings plenty of promise to a U.S. team looking to qualify for the 2022 FIFA World Cup and beyond.

Career highlights:

- Eligible to represent both the USA and the Netherlands, cap-tied himself to the USA during Concacaf Nations League play in November 2019.
- Became the first American to play and score for legendary Spanish club FC Barcelona after a lucrative transfer in October 2020
- Named 2019 U.S. Soccer Young Male Player of the Year after breakout campaigns for both club and country.
- Broke out in a big way for storied Dutch side Ajax during the 2019-20 season, earning the club's Young Talent of the Year award.
- Played a key role in the U-20 MNT's quarterfinal run at the 2019 FIFA U-20 World Cup in Poland.
- Represented the USA at the 2017 FIFA U-17 World Cup.

U.S. National Team – 2020: In a year with limited opportunity for international soccer, Dest started both of his appearances for the USMNT, a 0-0 draw with Wales on Nov. 12 and 6-2 victory against Panama on Nov. 16 ... **2019:** Named U.S. Soccer Young Male Player of the Year ... Started each of his three appearances for the USMNT and recorded one assist ... A dual-national between the USA and Netherlands, played in both of the team's September matches before officially announcing he would represent the United States going forward on Oct. 28, 2019 ... Started the USA's crucial Concacaf Nations League match vs. Canada on Nov. 15 and provided the second-minute assist to Jordan Morris in the 4-1 win ... **Under-20s:** A member of the U-20 MNT since March 2018, made 11 appearances (nine starts), recording a goal and assist ... Appeared in three of the five U.S. matches at the 2019 FIFA U-20 World Cup, helping the team to a quarterfinal finish ... Joined the USA at the 2018 Concacaf U-20 Championship following the group stage as one of three roster changes ... Played in all three games after coming in, starting in Qualification Round games against Costa Rica and Honduras as well as the final against Mexico ... Named to the tournament Best XI ... Scored his first goal for the U.S. with the U-20s against Venezuela at the 2018 U.S. Soccer U-20 Men's Invitational ... Made his U-20 debut against France in March 2018 ... Prior to joining the U-20s, played with the U-19 MNT at the Youth National Team summit camp in January 2018 ... **Under-17s:** Made nine appearances for the U.S. during the 2017 cycle ... A member of the USA's 2017 FIFA U-17 World Cup team in India, appearing in four games for the team ... Earned his first YNT call-up with the U-17s in October 2016, for a set of friendlies against Costa

SERGIÑO DEST'S BIO IS CONTINUED ON PAGE 321



BRAD GUZAN

Position: Goalkeeper

Height: 6-4 (1.93 m)

Weight: 210 (95 kg)

Born: Sept. 9, 1984 in Evergreen Park, Ill.

Hometown: Homer Glen, Ill.

Club: Atlanta United FC

| CAREER STATS | GP/GS | MIN | GF | GA | SO | GAA | W-L-T | Y | R |
|-----------------------|--------------|-------------|------------|-----------|-----------|-------------|-----------------|----------|----------|
| 2006 | 1/1 | 79 | 4 | 0 | 0 | 0.00 | 1-0-0 | 0 | 0 |
| 2007 | 3/1 | 180 | 1 | 1 | 0 | 0.50 | 1-1-0 | 0 | 0 |
| 2008 | 7/5 | 540 | 14 | 4 | 4 | 0.67 | 4-2-0 | 0 | 0 |
| 2009 | 4/4 | 360 | 6 | 6 | 1 | 1.50 | 1-2-1 | 0 | 0 |
| 2010 | 4/3 | 315 | 3 | 4 | 2 | 1.14 | 1-1-1 | 0 | 0 |
| 2012 | 1/0 | 20 | 0 | 0 | 0 | 0.00 | 0-0-0 | 0 | 0 |
| 2013 | 4/3 | 315 | 5 | 5 | 2 | 1.43 | 2-1-1 | 0 | 0 |
| 2014 | 4/3 | 270 | 4 | 4 | 0 | 1.33 | 2-1-1 | 0 | 0 |
| 2015 | 13/13 | 1230 | 33 | 18 | 3 | 1.32 | 8-3-2 | 0 | 0 |
| 2016 | 12/11 | 996 | 25 | 13 | 6 | 1.17 | 8-4-0 | 1 | 0 |
| 2017 | 5/5 | 450 | 8 | 6 | 0 | 1.20 | 2-0-3 | 0 | 0 |
| 2018 | 2/2 | 180 | 1 | 4 | 0 | 2.00 | 0-1-1 | 0 | 0 |
| 2019 | 4/4 | 360 | 16 | 2 | 2 | 0.50 | 3-0-1 | 0 | 0 |
| 13-Year Totals | 64/55 | 5295 | 120 | 67 | 20 | 1.13 | 33-17-10 | 1 | 0 |

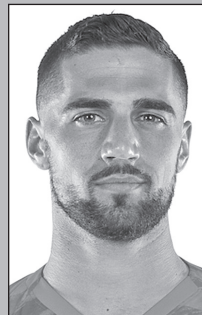
Guzan has exemplified the long lineage of quality U.S. goalkeepers, demonstrating an ability to rise to the occasion in big matches. The understudy to Tim Howard at two FIFA World Cups, Guzan took on a much bigger role in recent years, backstopping the USA at two Concacaf Gold Cups as well as the 2016 Copa America Centenario. One of the longest-tenured players in the current MNT pool, Guzan will be looked to for leadership in the goalkeeping ranks and throughout the team as it tackles the Nations League final four, 2021 Gold Cup and qualifying for the 2022 FIFA World Cup.

Career highlights:

- One of two players to appear in all 570 minutes of the 2015 CONCACAF Gold Cup, winning the Golden Glove as the tournament's top goalkeeper.
- Included on the 23-man roster for both the 2010 and 2014 FIFA World Cups.
- Won his first club trophy in 13 professional seasons when he backstopped Atlanta United FC to the 2018 MLS Cup.
- Added to the trophy case by backstopping Atlanta to the 2019 U.S. Open Cup title.
- After 10 seasons in England, returned to MLS in 2017, leading expansion side Atlanta United FC to a postseason berth.
- Started 10 of 11 matches in 2016, keeping a career high six clean sheets in the process.
- Played five of six matches in helping the MNT to a fourth-place finish at the 2016 Copa America Centenario.
- In 2013, earned back-to-back clean sheets in FIFA World Cup Qualifying – a 1-0 victory against Costa Rica on March 22 in the Snow Clasico, followed by a 0-0 draw on March 26 against Mexico.
- Captained the MNT for the first time and presided over the USA's 1-0 victory against South Africa in the 2010 Nelson Mandela Challenge.

BRAD GUZAN'S BIO IS CONTINUED ON PAGE 321

SEBASTIAN LLETGET

Position: Midfielder**Height: 5-10 (1.77 m)****Weight: 165 (75 kg)****Born: Sept. 3, 1992 in San Francisco, Calif.****Hometown: San Francisco, Calif.****Club: LA Galaxy**

USMNT

MNT HISTORY

WORLD CUP HISTORY

PROGRAMS

COMPETITIONS

U.S. HISTORY & INFO

| CAREER STATS | GP/GS | MIN | G | A | Y | R | W-L-T |
|----------------------|-------------|------------|----------|----------|----------|----------|---------------|
| 2017 | 3/2 | 153 | 1 | 0 | 0 | 0 | 2-0-1 |
| 2018 | 2/0 | 21 | 0 | 0 | 0 | 0 | 0-2-0 |
| 2019 | 8/2 | 333 | 1 | 1 | 0 | 0 | 5-1-2 |
| 2020 | 4/3 | 259 | 2 | 1 | 0 | 0 | 3-0-1 |
| 4-Year Totals | 17/7 | 766 | 4 | 2 | 0 | 0 | 10-3-4 |


In a year with limited opportunity to represent the U.S. Men's National Team, Sebastian Lletget was the only player to appear in all four matches for the USA, continuing the revitalization of his international career after long-running injury issues. A product of the U.S. Youth National Team setup, Sebastian Lletget emerged from a five-year stay at English Premier League club West Ham United to sign with the LA Galaxy in 2015. The box-to-box midfielder flourished during his first two seasons in Los Angeles, finishing second on the team in scoring with seven goals, before providing eight assists the following year. Known for his quick feet and versatility in central midfield and out wide, Lletget's club performances resulted in his first full MNT call-up in 2017 and the midfielder put in strong performances, including the opening goal in a 6-0 World Cup Qualifying win vs. Honduras before seeing his year end with a late challenge moments later. Lletget made a career-high eight appearances in 2019 and should provide a dynamic, veteran presence in the midfield for the USMNT during a busy 2021.

Career highlights:

- The lone player to appear in all four matches for the USA in 2020, scoring two goals.
- Scored the opening goal in the USA's 6-0 World Cup Qualifying win vs. Honduras on March 24, 2017, before a serious injury moments later ended his season prematurely.
- Earned his MNT debut in a 0-0 draw vs. Serbia on Jan. 29, 2017 in San Diego.
- Signed with LA Galaxy on May 8, 2015, with his seven goals that season placing him second on the team behind only Robbie Keane.
- Made his club debut at West Ham, playing 90 minutes in a Third Round FA Cup tie at Nottingham Forest on Jan. 5, 2014.
- Signed his first professional contract with English club West Ham united in Sept. 2010.

U.S. National Team – 2020: In a year with limited opportunity to represent the USMNT, Lletget was the lone player to appear in all four matches, starting three ... Scored a late goal in the USA's 6-2 victory against Panama in Wiener-Neustadt, Austria on Nov. 16 ... Netted a goal vs. El Salvador on Dec. 9, part of a five-goal outburst during a span of 10 minutes ... **2019:** Collected a career-high eight appearances, including two starts ... Netted the game-winner in the 2-0 shutout against Costa Rica on Feb. 2 in San Jose, scoring in the same venue where he opened his MNT account in 2017 ... Started in the 1-1 draw against fifth-ranked Uruguay in St. Louis in September ... **2018:** Returned from the devastating Lisfrac injury suffered on March 24, 2017, to make two substitute appearances at the end of the year ... Returned to the field in the 3-0 loss to England at Wembley (Nov. 15) ... Came off the bench in the 1-0 defeat to Italy (Nov. 20) ... Called back to MNT camp for the September friendlies against Brazil and Mexico, but departed early due to injury ... **2017:** Earned his

SEBASTIAN LLETGET'S BIO IS CONTINUED ON PAGE 323



AARON LONG

Position: Defender
Height: 6-2 (1.88 m)
Weight: 175 (79 kg)
Born: Oct. 12, 1992 in Oak Hills, Calif.
Hometown: Oak Hills, Calif.
Club: New York Red Bulls

| CAREER STATS | GP/GS | MIN | G | A | Y | R | W-L-T |
|----------------------|--------------|-------------|----------|----------|----------|----------|---------------|
| 2018 | 2/2 | 180 | 0 | 0 | 0 | 0 | 0-1-1 |
| 2019 | 14/14 | 1190 | 3 | 1 | 1 | 0 | 9-4-1 |
| 2020 | 2/2 | 146 | 0 | 0 | 0 | 0 | 2-0-0 |
| 3-Year Totals | 18/18 | 1516 | 3 | 1 | 1 | 0 | 11-5-2 |

Aaron Long cemented his place as a regular in the U.S. backline in 2019, earning respect for both his performances and leadership alike. His stellar campaign for club and country culminated in a nomination for the U.S. Soccer Male Player of the Year. A model of perseverance, Long's path to the U.S. Men's National Team has been lengthy, but the time it's taken to arrive made it all the more rewarding. Selected by the Portland Timbers, Long bounced around a number of USL sides before signing with New York Red Bulls II in 2016. The move to Red Bull Arena helped Long solidify his place in the club, aiding the reserve team in its USL Cup title that year, before going on to sign with the first team in 2017. The towering central defender made his mark with the Red Bulls over two seasons, helping the club to the 2018 MLS Supporters Shield, while going on to win the league's Defender of the Year award. Those performances over two seasons in MLS put Long on the National Team radar, where he finds himself in the thick of a competitive battle at the center back position.

Career highlights:

- Has captained the U.S. four times, with the team amassing an unblemished 4-0-0 record.
- Nominated as a finalist for the 2019 U.S. Soccer Male Player of the Year.
- Became the first USMNT defender to record two goals in a match, tallying the brace during the 6-0 Gold Cup win against Trinidad & Tobago on June 22.
- Named to 2019 Gold Cup Best XI.
- Appeared in all 34 games for the New York Red Bulls in 2018, earning an MLS All-Star selection en route to becoming the first Red Bulls player to win MLS Defender of the Year.
- Earned his first MNT appearance in a 1-1 draw with Peru on Oct. 16, 2018 in East Hartford, Conn.
- Rose through the ranks of the USL, helping New York Red Bulls II to the league's 2016 championship before signing with the first team.

U.S. National Team – 2020: Appeared in two of the USA's four matches ... Captained the team in the 1-0 shutout against Costa Rica on Feb. 1, then closed out the year with a 6-0 win against El Salvador ... **2019:** His 14 appearances tied Tim Ream for the most by a defender in 2019 ... Captained the team for the first two matches of Gregg Berhalter's tenure, leading the team to consecutive shutout victories against Panama (3-0) and Costa Rica (2-0) to close out January Camp .. Tallying three goals and an assist for the year ... Became the first USMNT defender to record two goals in a match, tallying the brace during the 6-0 Gold Cup win against Trinidad & Tobago on June 22, going on to earn a place on the tournament's Best XI ... Sent the U.S. into halftime with a comfortable 3-0 lead when he scored in the 34th minute of the must-win match against Canada in Concacaf Nations League group play on Nov. 15 in Orlando ... **2018:** After a stellar 18 months with the New York Red Bulls, was called to the final three MNT camps of the year ... Finished 2018 with two appearances, going the full 90 minutes ... Made his MNT debut in a 1-1 draw against Peru in East Hartford, Conn. (Oct. 16) ... Started the 1-0 defeat to Italy in Genk, Belgium (Nov. 20) ... Called to his first

AARON LONG'S BIO IS CONTINUED ON PAGE 324

WESTON McKENNIE

Position: Midfielder


Height: 6-1 (1.85 m)

Weight: 185 (83 kg)

Born: August 28, 1998 in Little Elm, Texas

Hometown: Little Elm, Texas

Club: Juventus (Italy)



USMNT

MNT HISTORY

WORLD CUP HISTORY

PROGRAMS

COMPETITIONS

U.S. HISTORY & INFO

| CAREER STATS | GP/GS | MIN | G | A | Y | R | W-L-T |
|----------------------|--------------|-------------|----------|----------|----------|----------|---------------|
| 2017 | 1/1 | 84 | 1 | 0 | 0 | 0 | 0-0-1 |
| 2018 | 6/6 | 460 | 0 | 0 | 2 | 0 | 2-3-1 |
| 2019 | 12/12 | 948 | 5 | 2 | 3 | 0 | 8-4-0 |
| 2020 | 2/2 | 180 | 0 | 0 | 1 | 0 | 1-0-1 |
| 4-Year Totals | 21/21 | 1672 | 6 | 2 | 6 | 0 | 11-7-3 |


After seamlessly making the jump to Serie A giant Juventus, McKennie's superior performances landed him the 2020 U.S. Soccer Male Athlete of the Year award after two straight years on the list of finalists. Just the third U.S. international in Italy's top-flight, he is now a regular fixture for the nine-time defending champions. Internationally, the Texas-born midfielder has come up through the U.S. youth ranks and would have been part of the U.S. squad at the 2017 FIFA U-20 World Cup but couldn't get released for the tournament. Despite that setback, the talented central midfielder put the world on notice at the end of the year, tallying in his senior international debut as the USMNT earned a 1-1 draw at European champions Portugal, before becoming a key figure for the senior team during its transitional year in 2018.

Career highlights:

- In 2020, became the fourth youngest recipient of the U.S. Soccer Male Player of the Year honor, after being named a finalist for the award the previous two years.
- Needed just 13 minutes to record the fastest hat trick from the start of a match in USMNT history during the USA's 7-0 rout of Cuba in the Concacaf Nations League opener on Oct. 11 in Washington, D.C.
- His opening goal 32 seconds into that match was the second-fastest in team history.
- Scored his first two goals for Schalke in back-to-back matches, tallying a late winner in the club's 1-0 Champions League win at Lokomotiv Moscow (Oct. 3, 2018) and the opener in a 2-0 win vs. Fortuna Düsseldorf (Oct. 6, 2018).
- Scored 21 minutes into his MNT debut as the USA drew 1-1 with European Champions Portugal.
- Made his Bundesliga debut for Schalke at age 18, coming on as a substitute in a 1-1 draw at Ingolstadt on May 20, 2017.
- A product of the FC Dallas Academy, McKennie helped the club win two U.S. Soccer Development Academy championships at the U-15/16 (2015) and U-17/18 (2016) levels.
- Won U.S. Soccer Development Academy's U-17/18 Central Conference Player of the Year award in 2016.

U.S. National Team – 2020: In a year where the opportunity to represent the USMNT was limited, McKennie made two appearances, winning Insiders Man of the Match honors in the 0-0 draw with Wales on Nov. 12 before helping the USA to a 6-2 rout of Panama on Nov. 16 ... **2019:** The 21-year-old midfielder had an offensive breakthrough for the side in 2019, tallying five goals and two assists across 12 matches ... Needed just 13 minutes to record the fastest hat trick from the start of a match in USMNT history during the USA's 7-0 rout of Cuba in the Concacaf Nations League opener on Oct. 11 in Washington, D.C. ... His opening goal 32 seconds into that match was the second-fastest in team history ... Tallied in back-to-back Gold Cup matches, scoring the game-winning goal in the 1-0 quarterfinal victory against Curaçao on June 30 in Philadelphia before providing the opener in the 3-1 semifinal win against Jamaica on July 3 in Nashville

WESTON McKENNIE'S BIO IS CONTINUED ON PAGE 324



MARK McKENZIE

Position: Defender
Height: 6-0 (1.83 m)
Weight: 193 (87.5 kg)
Born: Feb. 25, 1999 in Bronx, N.Y.
Hometown: Bear, Del.
Club: Genk (Belgium)

| CAREER STATS | GP/GS | MIN | G | A | Y | R | W-L-T |
|--------------|-------|-----|---|---|---|---|-------|
| 2020 | 2/1 | 117 | 0 | 0 | 0 | 0 | 1-0-1 |

A promising young center back prospect, Mark McKenzie played a key role for the U-20 USMNT during its impressive 2018-19 cycle while breaking out for the Philadelphia Union in MLS. The Delaware native took the next step for club and country in 2020, making his senior USMNT debut and helping lead the Union to the Supporters' Shield with the league's best regular season record. After a January move to Europe, McKenzie will seek to raise his game to another level with Belgian club Genk while hoping to make his mark for the USMNT and Under-23s during a busy 2021 schedule.

Career highlights:

- Earned his USMNT debut on Feb. 1, 2020 in a 1-0 victory vs. Costa Rica and his first start on Dec. 9, 2020 in a 6-0 win vs. El Salvador.
- Became one of the best defenders in Major League Soccer during the 2020 season, earning Best XI honors as he helped lead Philadelphia to the best record in the league and the Supporters' Shield.
- Captained the U-20 USMNT during its quarterfinal run at the 2019 FIFA U-20 World Cup and earned Best XI honors at the 2018 Concacaf U-20 Championship.


U.S. National Team – 2020: Earned his first international start vs. El Salvador on Dec. 9, helping record a shutout ... Made his senior international debut as a substitute vs. Costa Rica on Feb. 1 ... **2019:** Earned his first call-up to the USMNT for its annual January camp ... **Under-23s:** Appeared and started in three matches in 2019 for the U-23s vs. Japan, El Salvador and Brazil ... Named to the roster for the 2020 Concacaf Men's Olympic Qualifying Championship before the tournament was suspended due to the COVID-19 pandemic ... **Under-20s:** Captain for the U-20 USMNT at the World Cup ... Made three appearances during the USA's quarterfinal run at the tournament ... Started the U-20s' final group stage game vs. Qatar, a 1-0 victory ... Nominated for 2018 U.S. Soccer Young Male Player of the Year ... Started six games for the U.S. at the 2018 Concacaf U-20 Championship, helping the U-20s win their second-straight confederation title and earning tournament Best XI honors ... Led the USA's stout back line at the tournament, which allowed just two goals over eight games while recording shutouts in the qualification stage matches against Costa Rica and Honduras and the final against Mexico ... Scored four goals in the tournament, including a brace against the U.S. Virgin Islands ... Made his U-20 debut against France in March 2018 ... **Under-18s:** Appeared with the U-18 USMNT throughout 2017 and 2018 ... **Under-16s and Under-15s:** Played with the U-16 Boys' National Team in 2015 and the U-15 BNT in 2014 ... **Under-14s:** Earned his first Youth National Team call-up in 2013 with the U-14 BNT ... **First Appearance:** Feb. 1, 2020 vs. Costa Rica ... **First Goal:** none ... **First World Cup Appearance:** none ... **First World Cup Goal:** none ... **First WCQ Appearance:** none ... **First WCQ Goal:** none ... **First WCQ Assist:** none ... **Tournament Rosters:** FIFA U-20 World Cup (2019)

Professional – 2021: Made a January move to Belgian club KRC Genk with the potential for the highest transfer fee ever received for a MLS center back ... **2020:** Anchored the Philadelphia Union to the best regular season record in MLS and its first-ever trophy in the Supporters' Shield ... Started 22 games for the Union, scoring two goals and adding three assists ... Earned MLS Best XI honors ... Logged his first two MLS assists vs. Montreal (Sept. 20) ... Scored his first professional goal vs. D.C. United to clinch a playoff spot for the Union (Oct. 14) ... Netted and added an assist in a 5-0 rout of Toronto FC (Oct. 24) ... **2019:** Came on strong for the Union late in the season, starting six of Philadelphia's final regular season matches ... Finished the year with seven league appearances ... Started both of Philadelphia's games in the MLS Cup Playoffs ... Played all 120

MARK McKENZIE'S BIO IS CONTINUED ON PAGE 325

MATT MIAZGA

Position: Defender
Height: 6-4 (1.93 m)
Weight: 185 (84 kg)
Born: July 19, 1995, in Clifton, N.J.
Hometown: Clifton, N.J.
Club: Anderlecht (Belgium)



USMNT

MNT HISTORY

WORLD CUP HISTORY

PROGRAMS

COMPETITIONS

U.S. HISTORY & INFO

| CAREER STATS | GP/GS | MIN | G | A | Y | R | W-L-T |
|----------------------|--------------|-------------|----------|----------|----------|----------|--------------|
| 2015 | 1/0 | 27 | 0 | 0 | 0 | 0 | 1-0-0 |
| 2016 | 1/0 | 45 | 0 | 0 | 0 | 0 | 1-0-0 |
| 2017 | 2/2 | 180 | 1 | 0 | 0 | 0 | 1-0-1 |
| 2018 | 7/7 | 597 | 0 | 1 | 1 | 0 | 2-4-1 |
| 2019 | 7/7 | 612 | 0 | 0 | 0 | 0 | 3-3-1 |
| 2020 | 2/2 | 170 | 0 | 1 | 0 | 0 | 1-0-1 |
| 6-Year Totals | 20/18 | 1631 | 1 | 2 | 1 | 0 | 9-7-4 |

A towering figure at 6-4, Miazga rose through the New York Red Bulls Academy to become a regular starter for the club's first team, helping it to the 2015 MLS Supporters Shield. Internationally, Miazga progressed through the U.S. youth ranks to earn his first senior team cap that November, before securing a transfer to English Premier League giants Chelsea in early 2016. Spending two seasons on loan with Dutch side Vitesse, Miazga was instrumental in helping the club win its first trophy, the KNVB Beker in 2017 and UEFA Europa League qualification the following year. After two strong seasons in the English Championship with Reading, Miazga is now on loan at Anderlecht, one of Belgium's most-successful clubs and under the tutelage of manager Vincent Kompany, a legendary center back. The New Jersey native is fully in the mix of the team's center back conversation heading into qualification for the 2022 FIFA World Cup.

Career highlights:

- Was a finalist for 2018 U.S. Soccer Male Player of the Year, leading all defenders with seven appearances during the USMNT's transitional campaign.
- Part of the 2017 CONCACAF Gold Cup-winning side and scored his first international goal in dramatic fashion, heading home late against Nicaragua to give the USA the necessary 3-0 win to ensure a top of the group finish.
- Helped Dutch Eredivisie side Vitesse win its first trophy as he anchored the backline in their run to the KNVB Beker in 2017.
- Departed January Camp early in order to complete a high-profile move to English Premier League club Chelsea on Jan. 30, 2016.
- Earned his first U.S. MNT cap at the age of 20, coming on as a substitute in the side's 6-1 World Cup Qualifying victory against St. Vincent and the Grenadines on Nov. 13, 2015.
- A member of the 2015 U.S. U-23 CONCACAF Olympic Qualifying Championship side.
- A member of the 2015 U.S. U-20 World Cup team that advanced to the quarterfinals of the World Championships in New Zealand.
- A two-time MLS Supporters Shield winner with the New York Red Bulls in 2013 and 2015.

U.S. National Team – 2020: In a year with limited opportunity to represent the USMNT, started both of the USA's November friendlies in Europe ... Went the full 90 minutes vs. Wales on Nov. 12, pairing with John Brooks for the fifth time ... Started vs. Panama on Nov. 16 and picked up an assist on a header to tee up

MATT MIAZGA'S BIO IS CONTINUED ON PAGE 326



JORDAN MORRIS

Position: Forward
Height: 5-11 (1.8 m)
Weight: 185 (83 kg)
Born: Oct. 26, 1994, in Seattle, Wash.
Hometown: Mercer Island, Wash.
College: Stanford
Club: Seattle Sounders FC

| CAREER STATS | GP/GS | MIN | G | A | Y | R | W-L-T |
|----------------------|--------------|-------------|-----------|----------|----------|----------|---------------|
| 2014 | 1/0 | 15 | 0 | 0 | 0 | 0 | 0-1-0 |
| 2015 | 6/1 | 151 | 1 | 1 | 0 | 0 | 4-1-1 |
| 2016 | 5/1 | 184 | 0 | 0 | 0 | 0 | 5-0-0 |
| 2017 | 12/5 | 559 | 4 | 1 | 0 | 0 | 7-1-4 |
| 2018 | 1/1 | 90 | 0 | 0 | 0 | 0 | 0-0-1 |
| 2019 | 14/9 | 779 | 5 | 6 | 0 | 0 | 8-4-2 |
| 6-Year Totals | 39/17 | 1763 | 10 | 8 | 0 | 0 | 24-7-8 |

One of the most dominant attacking players in Major League Soccer, Jordan Morris had a career-year for Seattle Sounders FC in 2020 that piggybacked on a 2019 campaign in which he earned the MLS Comeback Player of the Year award. With a healthy dose of resiliency and scoring prowess added to a profile that includes a combination of speed and power, Morris took the unconventional route to the USMNT, debuting with the side while still a sophomore at Stanford University in 2014. Morris continued to earn accolades when he scored his first international goal in a 2-0 victory against Mexico the following year, before winning the MAC Trophy and helping Stanford to its first-ever NCAA College Cup. Just 21 entering 2016, Morris' play drew interest from German Bundesliga side Werder Bremen, but signed with Seattle Sounders FC, whom he garnered MLS Rookie of the Year honors with before helping the club lift its first MLS Cup that year. Morris continued his stride with the USMNT in 2017, scoring four goals, including the late game-winner in the USA's 2-1 triumph against Jamaica in the CONCACAF Gold Cup Final.

Career highlights:

- Nominated for the U.S. Soccer Male Athlete of the Year for the second year running, after finishing second in the voting in 2019.
- Tied the team's single-game assist record, providing three helpers during the side's 7-0 victory on Oct. 11, 2019 against Cuba.
- Tallied a career-high four goals for the MNT in 2017, including the 88th minute game winner in the USA's 2-1 victory vs. Jamaica in the Gold Cup Final.
- Was the only player to appear in all six of the MNT's 2017 CONCACAF Gold Cup matches, earning Best XI honors in the process.
- Collected his second MLS Cup title in 2019.
- Appeared in all 40 of Seattle Sounders FC's 2016 regular season and playoff matches, racking up 14 goals and five assists on the way to that year's MLS title.
- Won 2016 MLS Rookie of the Year.
- Scored his first international goal while a sophomore at Stanford University, coming in the MNT's 2-0 victory against Mexico on April 15.

U.S. National Team – 2020: Due to club commitments, not available for any of the USA's four matches ...

2019: Registered career highs by recording five goals and a team-leading six assists through 14 matches ...

JORDAN MORRIS' BIO IS CONTINUED ON PAGE 327

YUNUS MUSAH

Position: Midfielder

Height: 5-10 (1.80 m)

Weight: 165 (75 kg)

Born: November 29, 2002 in New York, N.Y.

Hometown: London, England

Club: Valencia (Spain)



USMNT

MNT HISTORY

WORLD CUP HISTORY

PROGRAMS

COMPETITIONS

U.S. HISTORY & INFO

| CAREER STATS | GP/GS | MIN | G | A | Y | R | W-L-T |
|--------------|-------|-----|---|---|---|---|-------|
| 2020 | 2/2 | 155 | 0 | 0 | 0 | 0 | 1-0-1 |

A talented young prospect that quickly burst onto the La Liga and U.S. Men's National Team scene in the autumn of 2020, Yunus Musah has already given USMNT and Valencia fans plenty to be excited about. Eligible to play for England, Ghana, Italy and the United States, Musah began representing the Three Lions when he was just 14, but received his first USMNT call-up at age 17 in November 2020 and went on to become the first player to start multiple games for the USA before his 18th birthday. A regular in the matchday 18 with Valencia, Musah's continued promise netted him a contract extension that will see him stay at the Mestalla through 2026, and in March 2021 he committed to represent the United States going forward, giving the USMNT a strong option in center midfield or on the wing for years to come.

Career highlights:


- Officially committed to play for the USMNT on March 15, 2021.
- His first two senior caps in November 2020 made him the first USMNT player to start multiple matches prior to his 18th birthday.
- In December 2020, signed a long-term contract extension with Valencia which will keep him at the Mestalla through 2026.
- Scored his first La Liga goal in a 2-2 draw with Getafe on Nov. 1, 2020, becoming the youngest player to score for Valencia at 17 years, 338 days.
- Left the Arsenal Academy to sign with Valencia in August 2019.

U.S. National Team – 2020: 2020: Earned his first USMNT call-up in Nov. 2020 and started both the 0-0 draw with Wales (Nov. 12) and 6-2 win against Panama (Nov. 16) ... Became the first player to start multiple USMNT matches before his 18th birthday ... **England:** Appeared for the England Youth Nationals Teams from U-15 to U-18 age level ... Made over 30 appearances for the Three Lions youth setup ... Twice made appearances against the United States, representing the England U-17s in the Nike International Friendlies on Nov. 29, 2017 and the FA U-17 International Youth Tournament on Oct. 12, 2018 ... **First Appearance:** Nov. 12, 2020 at Wales ... **First Goal:** none... **First World Cup Appearance:** none ... **First World Cup Goal:** none ... **First WCQ Appearance:** none ... **First WCQ Goal:** none ... **First WCQ Assist:** none.

Professional – 2020: Promoted to the Valencia first team, going on to start 12 of his 15 league appearances, scoring one goal before the new year ... Was the youngest player on the first team roster for the 2020-21 season ... Made his La Liga debut in a 4-2 win vs. Levante on Sept. 13 ... At 17 years, 338 days, became the youngest player to score for Valencia when he tallied in a 2-2 draw with Getafe on Nov. 1, 2020 ... Made one appearance and scored one goal in Copa del Rey, coming off the bench to score a stoppage time equalizer and force extra time in Valencia's eventual 4-2 win at Terrassa on Dec. 12 ... **2019-20:** Signed with Valencia in August 2019 and began with the club's reserve team in the Spanish Segunda B ... Started eight of his 17 appearances for Valencia B and scoring one goal ... Found the back of the net in a 2-1 defeat to Gimnàstic de Tarragona on March 1, 2020.

Youth: After moving with his family to the northern Italian town of Castelfranco Veneto, was identified by local club Giorgione Calcio during an identification camp ... Played up with older age groups soon after joining the club and represented Giorgione until age nine when the family moved to London ... Joined the Arsenal Academy

YUNUS MUSAH'S BIO IS CONTINUED ON PAGE 328



CHRISTIAN PULISIC

Position: Midfielder
Height: 5-8 (1.73 m)
Weight: 140 (64 kg)
Born: Sept. 18, 1998 in Hershey, Pa.
Hometown: Hershey, Pa.
Club: Chelsea (England)

| CAREER STATS | GP/GS | MIN | G | A | Y | R | W-L-T |
|----------------------|--------------|-------------|-----------|----------|----------|----------|----------------|
| 2016 | 11/4 | 471 | 3 | 2 | 0 | 0 | 6-5-0 |
| 2017 | 9/9 | 773 | 6 | 4 | 0 | 0 | 3-2-4 |
| 2018 | 3/3 | 262 | 0 | 0 | 0 | 0 | 1-2-0 |
| 2019 | 11/10 | 762 | 5 | 3 | 0 | 0 | 7-3-1 |
| 4-Year Totals | 34/26 | 2268 | 14 | 9 | 0 | 0 | 17-12-5 |

The focal point of the U.S. attack and widely cited as the role model for a generation of aspiring U.S. internationals, Pulisic's game is one of the few amongst Americans that has been heralded as world class. His reputation received further fortification after earning the No. 10 jersey at Chelsea. Now a seasoned veteran, he broke on to the senior scene in 2016, earning his first-team debut for Borussia Dortmund on January 30 and his first U.S. Men's National Team appearance two months later. Just 17 years old when doing both, Pulisic racked up multiple "youngest player" records for club and country during 2016, including becoming the youngest player to score for the MNT and youngest player to score two goals in the German Bundesliga. Pulisic experienced a true breakout with both club and country in 2017, spearheading the MNT attack throughout the Final Round of World Cup Qualifying, while becoming just the second American to win the German Cup as Borussia Dortmund won the DFB-Pokal. After four seasons with the Borussia Dortmund first team, Pulisic agreed to an American record \$73 million transfer to English Premier League side Chelsea in January 2019 and joined Blues at the start of the 2019-20 campaign.

Career highlights:

- Having already won U.S. Soccer's Male Player of the Year award in 2017, Pulisic became the youngest player to win it twice when he was voted to the honor again in 2019.
- At 20 years, 189 days, became the youngest player to score 10 goals for the USMNT in the 1-1 draw vs. Chile on March 26, 2019.
- Agreed a transfer to English Premier League side Chelsea in January 2019, with the \$73 million fee setting a new record for a U.S. international.
- At 20 years, 63 days, Pulisic became the youngest player to captain the MNT in the USA's friendly against Italy on Nov. 20, 2018.
- Played a part in 12 of the 17 goals the USA scored during the Final Round of 2018 FIFA World Cup Qualifying.
- Made more history on Aug. 1 when he opened the scoring the FA Cup Final, becoming the first USMNT player to find the back of the net in the prestigious cup competition's championship match.
- Named the 2016 U.S. Soccer Young Male Player of the Year.
- Set numerous "youngest player" records for the MNT in 2016: Appear in a World Cup Qualifier (17 years, 193 days; March 29 vs. Guatemala), score a goal (17 years, 253 days; May 28 vs. Bolivia), score in a World Cup Qualifier (17 years, 349 days; Sept. 2 at St. Vincent and the Grenadines), start a World Cup Qualifier (17 years, 353 days; Sept. 6 vs. Trinidad & Tobago).
- Made his MNT debut coming off the bench in a 4-0 World Cup Qualifying win vs. Guatemala on March 29, 2016.

CHRISTIAN PULISIC'S BIO IS CONTINUED ON PAGE 329

TIM REAM

Position: Defender
Height: 6-1 (1.85 m)
Weight: 160 lbs. (73 kg)
Born: Oct. 5, 1987, in St. Louis, Mo.
Hometown: St. Louis, Mo.
College: Saint Louis
Club: Fulham (England)



USMNT

MNT HISTORY

WORLD CUP HISTORY

PROGRAMS

COMPETITIONS

U.S. HISTORY & INFO

| CAREER STATS | GP/GS | MIN | G | A | Y | R | W-L-T |
|----------------------|--------------|-------------|----------|----------|----------|----------|-----------------|
| 2010 | 1/1 | 66 | 0 | 0 | 0 | 0 | 1-0-0 |
| 2011 | 6/5 | 469 | 0 | 0 | 0 | 0 | 1-4-1 |
| 2014 | 4/0 | 105 | 0 | 0 | 0 | 0 | 1-1-2 |
| 2015 | 9/7 | 641 | 0 | 1 | 0 | 0 | 4-2-3 |
| 2016 | 1/1 | 62 | 1 | 0 | 0 | 0 | 1-0-0 |
| 2017 | 5/3 | 317 | 0 | 0 | 0 | 0 | 1-1-3 |
| 2019 | 14/14 | 1210 | 0 | 2 | 0 | 0 | 8-4-2 |
| 2020 | 1/1 | 90 | 0 | 0 | 0 | 0 | 1-0-0 |
| 8-Year Totals | 41/32 | 2960 | 1 | 3 | 0 | 0 | 18-12-11 |

A cultured center back who displays good instincts and skill passing out of the back, Ream has steadily built his resume during nine seasons in England, where he earned Player of the Season awards at Bolton in 2013-14 and 2014-15 as well as with Fulham in 2017-18, helping the club to promotion to the English Premier League that year and again last season. A consistent contributor to the National Team through the years, Ream has emerged as one of the veteran leaders for the team during the 2022 cycle, with his experience sure to be leaned on as the team tackles the Concacaf Nations League and qualifying for the 2022 FIFA World Cup.

Career highlights:

- Captained the USMNT on five occasions in 2019, more than any other player.
- Marshaled the Fulham backline in the 2019-20 campaign as the club achieved promotion to the Premiership for the second time during his tenure.
- Appeared in all 44 league matches and three promotion playoff games, going on to win 2017-18 Fulham Player of the Year as the club regained promotion to the Premier League.
- Collected a career-high six caps for the U.S. in 2011, including two starts in the CONCACAF Gold Cup.
- Made his first U.S. appearance when he paired with Clarence Goodson in central defense in the 2010 Nelson Mandela Challenge in Cape Town, South Africa.
- Voted Bolton Player of the Year by the supporters for two consecutive seasons.
- Started 33 games in all competitions for the New York Red Bulls in 2010, the most on the team, and was a finalist for the 2010 MLS Rookie of the Year Award.

U.S. National Team – 2020: Made one appearance, captained the U.S. to a 6-2 win against Panama on Nov. 16 in Wiener Neustadt, Austria ... **2019:** Made a career-high 14 appearances (all starts), contributing two assists ... Named a finalist for U.S. Soccer's Male Player of the Year for the first time ... Led all players by captaining the USMNT on five occasions ... Assisted on Gyasi Zardes' game-winner in the 1-0 victory vs. Ecuador on March 21 in Orlando ... Registered another assist when his free kick picked out the head of Aaron Long in the 4-1 Concacaf Nations League group stage win vs. Canada on Nov. 15 in Orlando... **2018:** Did not appear for the MNT in 2018 ... **2017:** Made five appearances, starting three matches ... Appeared in four World Cup Qualifiers, including the historic 1-1 draw against Mexico at Estadio Azteca (June 11) ... **2016:** Made one

TIM REAM'S BIO IS CONTINUED ON PAGE 330



GIOVANNI REYNA

Position: Forward

Height: 6-1 (1.85 m)

Weight: 180 (81.6 kg)

Born: Nov. 13, 2002 in Sunderland, England

Hometown: Bedford, N.Y.

Club: Borussia Dortmund (Germany)

| CAREER STATS | GP/GS | MIN | G | A | Y | R | W-L-T |
|--------------|-------|-----|---|---|---|---|-------|
| 2020 | 2/2 | 147 | 1 | 0 | 0 | 0 | 1-0-1 |

After a decorated career in the U.S. Youth National Team set-up, Gio Reyna made massive strides for both club and country in 2020. The son of former U.S. captain Claudio Reyna, Gio made his senior USMNT debut in November, becoming one of the youngest to ever play and score for the USA. His call-up came after breaking out in a big way for Bundesliga power Borussia Dortmund, playing his way into regular first team minutes during the second half of the 2019-20 season. Now a full-on fixture for the Black and Yellow, Reyna will look to make an impact for the USA during an action-packed 2021 schedule.

Career highlights:

- Became one of the youngest players to take the field for the USA with his debut at 17 years old on Nov. 12, 2020 and one of the youngest to score with his goal vs. Panama on Nov. 16, 2020.
- Broke into the Borussia Dortmund line-up during the second half of the 2019-20 season and appeared in every 2020-21 Bundesliga, UEFA Champions League and DFB-Pokal match for the club before the new year.
- Scored a spectacular long-range strike for his first professional goal in the DFB-Pokal on Feb. 4, 2020.
- Captained the USA at the 2019 FIFA U-17 World Cup in Brazil.

U.S. National Team – 2020: Appeared in a career-high 14 matches (10 starts) ... Made four appearances (one start) during the 2019 Concacaf Gold Cup, coming off the bench in both the semifinal and final ... **2018:** Appeared in four matches, logging 82 minutes on the year ... Started the 0-0 draw against Bosnia and Herzegovina (Jan. 28) ... **2017:** Appeared in one match, making his MNT debut and becoming cap-tied in the USA's 3-2 win vs. Martinique during the Group Stage of the 2017 CONCACAF Gold Cup (July 12) ... Part of the 2017 CONCACAF Gold Cup championship squad, Roldan was replaced following the Group Stage, but returned to celebrate with the team when they defeated Jamaica 2-1 in the Final (July 26) ... Called up, but didn't play in the MNT's September World Cup Qualifiers ... **2015:** U-20s: Appeared in two friendly matches, coming on as a sub in a 2-2 draw vs. Qatar (April 21) and 1-0 win vs. Croatia (April 5) ... **First Appearance:** July 12, 2017 vs. Martinique ... **First Goal:** none ... **Tournament Rosters:** Concacaf Gold Cup (2017, 2019).

Professional – 2020: Voted 2020 U.S. Soccer Young Male Player of the Year ... Made his senior USMNT debut on Nov. 12, 2020 vs. Wales ... Alongside Yunus Musah, became the 12th and 13th players to earn their first caps under the age of 18 ... Scored his first goal for the USA on a free kick against Panama on Nov. 16, 2020 ... Was in line for his first call-up during the USMNT's March 2020 training camp before it was cancelled due to the COVID-19 pandemic ... **Under-23s:** Called into the U-23 MNT's June 2019 training camp in Salt Lake City ... **Under-17s:** Captain for the U-17 USMNT, Reyna tied for the team lead in scoring in 2019 with seven goals ... Represented the USA at the U-17 World Cup 30 years after his father Claudio, appearing in all three matches for the U.S. ... Played for the USA at September's 4 Nations Tournament in the Netherlands ... Captained the U.S. as the U-17s qualified for a record 17th FIFA U-17 World Cup at the 2019 Concacaf U-17 Championship, appearing in six of seven matches while scoring six goals and adding three assists ... Capped off the USA's 3-2 comeback win vs. Canada in the group stage and netted a hat trick against Guadeloupe in the Round of 16 ... Also added goals in the World Cup-clinching quarterfinal vs. Panama and semifinal against Canada ... Named to the Best XI at the World Cup qualifying tournament ... Nominated for 2019 U.S. Soccer Young Male Player of the Year ... Started all three games for the USA at the 2018 Nike International Friendlies, notching assists vs. Turkey and Brazil ... Captained the U.S. as the squad split two August 2018

GIOVANNI REYNA'S BIO IS CONTINUED ON PAGE 331

ANTONEE ROBINSON

Position: Defender

Height: 6-0 (1.82 m)

Weight: 155 (70 kg)

Born: August 8, 1997 in Milton Keynes, England

Hometown: Liverpool, England

Club: Fulham (England)



USMNT

MNT HISTORY

WORLD CUP HISTORY

PROGRAMS

COMPETITIONS

U.S. HISTORY & INFO

| CAREER STATS | GP/GS | MIN | G | A | Y | R | W-L-T |
|---------------------|------------|------------|----------|----------|----------|----------|--------------|
| 2018 | 6/4 | 372 | 0 | 2 | 1 | 0 | 2-2-2 |
| 2019 | 1/1 | 80 | 0 | 0 | 0 | 0 | 0-1-0 |
| 2020 | 1/1 | 90 | 0 | 0 | 0 | 0 | 0-0-1 |
| 3-Year Total | 8/6 | 542 | 0 | 2 | 1 | 0 | 2-3-3 |

Though born in England, Antonee Robinson has long felt an affinity to the United States, thanks to his father Marlon having spent many of his formative years in the U.S. where he played collegiately at Duke University. Robinson took his first steps with the USMNT during the 2018 transition year, and through impressive club stints with Wigan Athletic and now Fulham the left back is firmly in the picture as the USMNT tackles a variety of competitions in 2021, including qualification for the 2022 FIFA World Cup.

Career highlights:

- Became the latest American to join Fulham FC, signing with the Premier League club on Aug. 20, 2020.
- Earned six caps and collected two assists in his debut year with the MNT in 2018.
- Collected his first international assist in his first USMNT appearance, a 3-0 win against Bolivia on May 28, 2018.
- Was named Everton U-18 Player of the season in 2014-15.
- Signed with the Everton Academy at age 11 in 2013.

U.S. National Team – 2020: Appeared in one of the USA's four matches, going the full 90 minutes in the 0-0 draw with Wales on Nov. 12 ... **2019:** Appeared in one match, starting the 1-0 defeat to Jamaica on June 5 ... **2018:** Earned six appearances and registered two assists during his debut year with the MNT... Collected his first cap and provided an assist in the USA's 3-0 win against Bolivia (May 28) ... Started and went the full 90 minutes in the 1-1 draw with future World Cup champions France in their last match before heading to Russia (June 9) ... Assisted on Tyler Adams' game-winning goal in the 1-0 win against Mexico (Sept. 11) ... **U-18 MNT: 2014:** First represented the USA at U-18 level, playing in a 3-2 defeat to Germany in Marbella, Spain (Dec. 19) ... **First Appearance:** May 28, 2018 vs. Bolivia ... **First Goal:** none ... **First Assist:** May 28, 2018 vs. Bolivia ... **First World Cup Cap:** none ... **First WCQ Appearances:** none ... **First Gold Cup Appearance:** none ... **Tournament Rosters:** none

Professional – 2020-21: Joined newly-promoted Premier League side Fulham on Aug. 20 ... Appeared in 12 of 15 Premier League matches before the new year ... Appeared in three other FA Cup and League Cup contests ... Made his Premier League debut in a 1-0 defeat at Wolverhampton on Oct. 4, 2020 ... **2019-20:** Signed a three-year contract with Wigan in July and went on to appear in 39 games across all competitions, collecting one goal and one assist ... Scored in a 2-2 draw with Millwall on Nov. 26 ... Assisted in a 2-2 draw with Charlton Athletic on July 18, 2020 ... **2018-19:** Signed a three-year deal with Everton before going on loan to Wigan Athletic ... Made 26 appearances across all competitions, collecting one assist in the 1-1 draw with Birmingham City on April 27 ... **2017/18:** Loaned to Bolton Wanderers, started 29 of his 33 appearances across all competitions, registering four assists in the process ... Provided an assist in a 3-2 EFL Cup win against Sheffield Wednesday (Aug. 22) ... Registered the game-winning assist in a 1-0 league win at Sheffield

ANTONEE ROBINSON'S BIO IS CONTINUED ON PAGE 332



JOSH SARGENT

Position: Forward
Height: 6-1 (1.85 m)
Weight: 175 lbs. (79 kg)
Born: Feb. 20, 2000 in O'Fallon, Mo.
Hometown: O'Fallon, Mo.
Club: Werder Bremen (Germany)

| CAREER STATS | GP/GS | MIN | G | A | Y | R | W-L-T |
|----------------------|-------------|------------|----------|----------|----------|----------|--------------|
| 2018 | 6/3 | 266 | 2 | 0 | 0 | 0 | 1-3-2 |
| 2019 | 6/5 | 458 | 3 | 0 | 1 | 0 | 2-3-1 |
| 2-Year Totals | 12/8 | 724 | 5 | 0 | 1 | 0 | 3-6-3 |

A prolific goal-scorer in the Youth National Team set-up, Josh Sargent is a striker with a knack for finishing and a bright future on the front line for the U.S. Men's National Team. Then just 17-years-old, Sargent experienced a whirlwind 2017, becoming the first player to be called up to the U-17, U-20 and senior USMNTs in the same year. After taking home the Silver Boot at the 2017 FIFA U-20 World Cup and captaining the USA to the quarterfinals at the 2017 U-17 World Cup, the forward became the second-youngest USMNT player to score in his debut when he tallied against Bolivia in 2018. Having signed for Bundesliga side Werder Bremen in 2018, Sargent has become a regular for the historic German club and will continue working to carve his way into the USMNT Starting XI.

Career highlights:

- Netted a career-high four goals for Werder Bremen during the 2019-20 season, helping the club avoid relegation.
- Scored on his first touch with the Werder Bremen first team in the team's 3-1 win against Fortuna Düsseldorf on Dec. 7, 2018.
- Overall, has tallied in his debuts with the USMNT, U-20 USMNT, U-17 USMNT, as well as the Werder Bremen first team and reserve squads.
- Became the third-youngest USMNT player to tally two goals when he found the back of the net in a 1-1 draw with Peru on Oct. 16, 2018.
- Earned his first cap and scored against Bolivia on May 28, 2018 to become the second-youngest modern era USMNT player to score in his debut (18 years, 102 days) and fifth youngest goal scorer all-time.
- Voted as 2017 U.S. Soccer Young Male Player of the Year.
- In 2017, became the first player to be called into camp with the U-17, U-20 and senior USMNTs in the same year.
- Scored four goals to win the Silver Boot at the 2017 FIFA U-20 World Cup as the tournament's second-leading goal-scorer.
- Captained the 2017 U-17 MNT to the quarterfinals of the 2017 FIFA U-17 World Cup and second-place at the 2017 Concacaf U-17 Championship.

U.S. National Team – 2020: Called to the USMNT's November training camp but was not released by Werder Bremen due to pandemic quarantine rules in Germany ... **2019:** Made six appearances (five starts) and tallied three goals ... Scored in the 7-0 Concacaf Nations League win vs. Cuba on Oct. 15 in Washington, D.C. ... A month later, recorded his first career brace, providing two goals in the 4-0 win vs. Cuba in George Town, Cayman Islands (Nov. 19) ... **2018:** Finished his debut year with the MNT earning six caps and two goals ... Earned his first cap and scored his first goal in a 3-0 victory against Bolivia on May 28, 2018 in Chester, Pa. ... At just 18 years and 102 days, the goal made him the second-youngest modern era MNT player to score in his international debut ... It also saw him become the fifth-youngest MNT goal-scorer of all-time ... Became the third-youngest player to record two goals for the MNT, tallying in the 49th minute of the USA's 1-1 draw with Peru on Oct. 16, 2018 in Tampa, Fla... **2017:** Received his first MNT call-up in Nov. 2017, becoming

JOSH SARGENT'S BIO IS CONTINUED ON PAGE 332

ZACK STEFFEN

Position: Goalkeeper
Height: 6-3 (1.90 m)
Weight: 190 (86 kg)
Born: April 2, 1995 in Coatesville, Pa.
Hometown: Downingtown, Pa.
College: Maryland
Club: Manchester City (England)



USMNT

MNT HISTORY

WORLD CUP HISTORY

PROGRAMS

COMPETITIONS

U.S. HISTORY & INFO

| CAREER STATS | GP/GS | MIN | GF | GA | SO | GAA | W-L-T | Y | R |
|----------------------|--------------|-------------|-----------|-----------|----------|-------------|--------------|----------|----------|
| 2018 | 6/5 | 495 | 5 | 7 | 2 | 1.27 | 2-2-1 | 0 | 0 |
| 2019 | 11/11 | 884 | 17 | 11 | 4 | 1.12 | 6-5-0 | 0 | 0 |
| 2020 | 2/2 | 180 | 6 | 2 | 1 | 1.00 | 1-0-1 | 0 | 0 |
| 3-Year Totals | 19/18 | 1559 | 28 | 20 | 7 | 1.15 | 9-7-2 | 0 | 0 |

Having risen to the rank of the USA's first-choice goalkeeper, Steffen continues to polish his skills and savvy for club and country. Now back in the fold at Manchester City where his services garnered a \$10 million transfer to English Premier League side Manchester City in December of 2018, his athleticism, shot stopping and passing ability will take a larger stage. A long-time member of the U.S. Youth National Team setup, Steffen made huge strides for club and country in 2018. The goalkeeper tied the record for most appearances made by a USMNT backstop during his debut year en route to earning the 2018 U.S. Soccer Male Player of the Year award. Having established himself in the USMNT's goalkeeper conversation, Steffen moved to German Bundesliga outfit Fortuna Düsseldorf for a season-long loan in the summer of 2019.

Career highlights:

- Voted U.S. Soccer's 2018 Male Player of the Year, becoming just the second player to win the honor during his debut year with the MNT.
- On Dec. 11, 2018, Secured a \$10 million transfer to English Premier League club Manchester City and went out on loan to Germany Bundesliga side Fortuna Düsseldorf for the 2019-20 season.
- With six caps in 2018, tied Kasey Keller (1990) and Troy Perkins (2009) for most appearances by an USMNT goalkeeper during a debut year.
- Also voted 2018 MLS Goalkeeper of the Year after guiding Columbus Crew SC back to the MLS Cup Playoffs.
- Made eight saves during regular time and two more in the shootout as Columbus defeated Atlanta United on penalty kicks in the 2017 MLS Cup Playoffs Knockout Round.
- Joined Columbus Crew SC on July 22, 2016.
- Went to the 2013 and 2015 FIFA U-20 World Cups, keeping three clean sheets at the latter tournament as the USA advanced to the Quarterfinals.

U.S. National Team – 2020: Made two appearances during the team's November camp ... Captained the U.S. to a 0-0 draw against Wales on Nov. 12, recording his seventh solo shutout effort in his 18th appearance for the USA ... Backstopped the 6-2 win against El Salvador four days later ... **2019:** Led all goalkeepers with 11 appearances, keeping four clean sheets and recording a 6-5-0 record ... Played five of six matches at the 2019 Concacaf Gold Cup ... Earned Man of the Match honors in the 1-0 quarterfinal win vs. Curaçao, making five saves to keep the clean sheet on June 30 in Philadelphia ... **2018:** Led all MNT goalkeepers with six appearance in 2018, keeping two clean sheets and earning a 2-2-1 record in the process ... Became just the second player in the 35-year history of the award to be voted U.S. Soccer Male Player of the Year during his debut campaign with the National Team ... Tied tied Kasey Keller (1990) and Troy Perkins (2009) for most appearances by an MNT goalkeeper during a debut year ... Made his MNT debut as a halftime substitute in the 0-0 draw vs. Bosnia and Herzegovina in Carson, Calif. (Jan. 28) ... Kept first clean sheet in a 1-0 win vs. Paraguay in Cary, N.C. (March 27) ... Made seven saves as the USA tied soon-to-be FIFA World Cup champions

ZACK STEFFEN'S BIO IS CONTINUED ON PAGE 333



DeANDRE YEDLIN

Position: Defender
Height: 5-8 (1.71 m)
Weight: 165 (68 kg)
Born: July 9, 1993, in Seattle, Wash.
Hometown: Seattle, Wash.
Club: Galatasaray (Turkey)

| CAREER STATS | GP/GS | MIN | G | A | Y | R | W-L-T |
|----------------------|--------------|-------------|----------|----------|-----------|----------|-----------------|
| 2014 | 10/2 | 409 | 0 | 1 | 1 | 0 | 3-3-4 |
| 2015 | 19/10 | 1185 | 0 | 5 | 5 | 0 | 9-6-4 |
| 2016 | 14/11 | 1054 | 0 | 0 | 3 | 1 | 8-5-1 |
| 2017 | 6/6 | 539 | 0 | 1 | 1 | 0 | 2-1-3 |
| 2018 | 8/5 | 455 | 0 | 0 | 2 | 0 | 2-4-2 |
| 2019 | 5/3 | 250 | 0 | 0 | 0 | 0 | 3-1-1 |
| 6-Year Totals | 62/37 | 3892 | 0 | 7 | 12 | 1 | 27-20-15 |

Possessing lightning speed and remarkable confidence for his age, Yedlin stood out as one of the brightest young prospects for the U.S. at the 2014 FIFA World Cup, owing to his move to Tottenham Hotspur. Though he never found his footing at White Hart Lane, Yedlin began to make his way in the English game thanks to a loan with Sunderland in 2015-16, before being sold to Newcastle United the following season, where he was instrumental in helping the Toon Army regain promotion to the Premier League. After years at St. James Park, Yedlin made a deadline day transfer to Turkish giants Galatasaray early in 2021 where he'll work to push the historic club towards the Champions League. One of the most experienced players in the current USMNT pool, the right back will be leaned on as the USMNT tackles a busy year, which includes the start of qualification for the 2022 FIFA World Cup.

Career highlights:

- Transferred from Newcastle United to Turkish giants Galatasaray on Feb. 1, 2021.
- Appeared in five of six games as the USA finished fourth at the 2016 Copa America Centenario.
- Tied Gyasi Zardes for most appearances in with 19 and finished second to Michael Bradley in assists with five in 2015.
- Named to the U.S. squad for the 2014 FIFA World Cup where he appeared in three matches.
- Completed transfer from Tottenham Hotspur to Newcastle United in August 2016 and immediately helped the Magpies regain promotion to the Premier League ahead of the 2017-18 season.
- Named 2013 MLS All Star and finalist for 2013 MLS Rookie of the Year.
- First Homegrown Player signed by the club after playing for Sounders FC Academy.
- Two-time All-MAC First Team honoree at Akron.

U.S. National Team – 2020: Did not make any senior team appearances ... **2019:** Recovered from groin surgery in the spring to make five overall appearances (three starts) ... Captained the team for the first time in a 1-1 draw vs. Chile on March 26 in Houston ... **2018:** Appeared in eight matches, starting five ... Achieved his 50th career cap and contributed to the clean sheet in the 1-0 win against Paraguay on March 27 in Cary, N.C. ... **2017:** Started all six matches he appeared in, recording one assist ... Appeared in four Final Round World Cup Qualifiers ... Provided the assist on Christian Pulisic's first goal in a 2-0 WCQ win vs. Trinidad & Tobago (June 8) ... Went the full 90 minutes in the MNT's 1-1 draw with Mexico at Estadio Azteca (June 11) ... **2016:** Started 11 of 14 matches for the MNT in 2016, including five of six games as the USA finished fourth in Copa America Centenario ... Appeared in four of six World Cup Qualifying matches ... **2015:** Tied for the team lead

DeANDRE YEDLIN'S BIO IS CONTINUED ON PAGE 335

JACKSON YUEILL



USMNT

MNT HISTORY

WORLD CUP HISTORY

PROGRAMS

COMPETITIONS

U.S. HISTORY & INFO

Position: Midfielder
Height: 5-10 lbs.
Weight: 160
Born: March 19, 1997 in Bloomington, Minn.
Hometown: Bloomington, Minn.
College: UCLA
Club: San Jose Earthquakes

| CAREER STATS | GP/GS | MIN | G | A | Y | R | W-L-T |
|----------------------|------------|------------|----------|----------|----------|----------|--------------|
| 2019 | 6/5 | 420 | 0 | 0 | 0 | 0 | 3-2-1 |
| 2020 | 2/2 | 180 | 0 | 1 | 0 | 0 | 2-0-0 |
| 2-Year Totals | 8/7 | 600 | 0 | 1 | 0 | 0 | 5-2-1 |

Tenacious in the midfield and showing a keen ability in breaking lines to jumpstart the attack, Jackson Yueill broke out for club and country in 2019, building up his resume with the San Jose Earthquakes and emerging as a player to watch for the USMNT. The defensive midfielder earned his senior team debut in June, before going on to play a part for the USA in five of the team's last six matches in 2019. At 23 years old, he figures to play a big part for the U-23 USMNT as it hopes to qualify for the 2021 Summer Olympics in Tokyo and is ready to stake his claim for a bigger role with the senior side as it goes into 2022 FIFA World Cup qualification this fall.

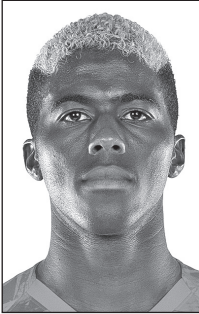
Career highlights:

- Led the Earthquakes in minutes played for the 2020 season after breaking out as a fixture in the San Jose line-up during the 2019 campaign.
- Earned his USMNT debut on June 5, 2019 vs. Jamaica and went on to appear in six matches during his first year with the senior side.
- Finished as a finalist for the 2017 MLS Rookie of the Year Award.
- Selected sixth overall by the San Jose Earthquakes in the 2017 MLS SuperDraft.

U.S. National Team – 2019: Started the first and last match of the year for the USMNT on Feb. 1 vs. Costa Rica and Dec. 9 vs. El Salvador ... Registered his first assist against El Salvador, teeing up Chris Mueller as part of an outburst of five goals in 10 minutes ... **2019:** Made six appearances (five starts) in his debut year with the USMNT ... Made his first appearance in a 1-0 loss to Jamaica in Washington D.C. (June 5) ... Returned to the squad for the three camps in the fall, playing in five of the final six matches during the year... Played in three of four Conacaf Nations League matches, helping the team to wins in each ... **Under-23s – 2019:** Made two appearances, coming off the bench in the 2-0 loss to Egypt (March 22) and 0-0 draw vs. Netherlands (March 26) ... **Under-20s – 2016:** Made two appearances for the U-20 MNT during the year ... **2014-15** Appeared in two matches for the U-18 MNT ... **First Appearance:** June 5, 2019 vs. Jamaica ... **First Goal:** none ... **First Assist:** Dec. 9, 2020 vs. El Salvador ... **First World Cup Appearance:** none ... **First World Cup Goal:** none ... **First WCQ Appearance:** none... **First WCQ Goal:** none ... **First WCQ Assist:** none ... **Tournament Rosters:** none.

Professional – 2020: Started 21 matches for San Jose, leading the team in minutes played with 1861 ... After a dismal midseason stretch, helped the Earthquakes rally to reach the MLS Cup Playoffs, taking Sporting Kansas City to the wire in a penalty kick shootout ... Teed up the opening goal vs. Chicago in the MLS is Back tournament group stage (July 20) ... Pushed San Jose to win its group at MLS is Back, reaching the tournament quarterfinals ... Netted the game-winning goal in second-half stoppage time at LAFC (Sept. 28) ... **2019:** Set new single-season career highs in matches played (32), matches started (29), minutes played (2,668), goals (3), assists (5) and game-winning assists (2) ... Tallied first MLS goal in a match against the Houston Dynamo on April 13 ... Earned MLS Team of the Week honors for Weeks 9, 12 and 19 ... **U.S. Open Cup:** Did not feature in Fourth-Round match against Sacramento Republic FC on June 1 ... Started and played 78 minutes in Round of 16 match against LAFC on June 20 ... **International Friendlies:** Did not feature against

JACKSON YUEILL'S BIO IS CONTINUED ON PAGE 336



GYASI ZARDES

Position: Forward
Height: 6-2 (1.87 m)
Weight: 175 lbs. (79 kg)
Born: Sept. 2, 1991, in Hawthorne, Calif.
Hometown: Hawthorne, Calif.
College: CSU Bakersfield
Club: Columbus Crew SC

| CAREER STATS | GP/GS | MIN | G | A | Y | R | W-L-T |
|----------------------|--------------|-------------|-----------|----------|----------|----------|----------------|
| 2015 | 19/16 | 1403 | 3 | 4 | 0 | 0 | 10-6-3 |
| 2016 | 12/11 | 882 | 3 | 3 | 0 | 0 | 8-4-0 |
| 2017 | 6/2 | 231 | 0 | 1 | 0 | 0 | 5-0-1 |
| 2018 | 3/2 | 145 | 0 | 0 | 0 | 0 | 1-1-1 |
| 2019 | 15/10 | 884 | 6 | 1 | 0 | 0 | 9-4-2 |
| 2020 | 1/0 | 27 | 0 | 0 | 0 | 0 | 1-0-0 |
| 6-Year Totals | 56/41 | 3557 | 12 | 9 | 0 | 0 | 34-15-7 |

A pacey attacker who moves between playing as a striker and winger, Gyasi Zardes carved out a firm spot as one of the USMNT's main center forwards under former club coach Gregg Berhalter in 2019. Leading the team with six goals, the year proved an international rebirth for Zardes, who comes into 2020 as one of the senior members of the player pool. Coming onto the international scene in 2015, Zardes has helped the USA to a fourth-place finish at the Copa America Centenario, the 2017 Concacaf Gold Cup title and the 2019 Concacaf Gold Cup final. Zardes' experience and familiarity with Berhalter's playing style will prove valuable as the USMNT sets its sights on the Concacaf Nations League Final Four, 2021 Gold Cup and qualification for the 2022 FIFA World Cup.

Career highlights:

- Led the USMNT with six goals in 2019 and was a finalist for U.S. Soccer Male Player of the Year.
- Won his second career MLS Cup, helping Columbus Crew SC to a 3-0 victory against Seattle Sounders FC in the 2020 Final.
- In two out of his three seasons with Columbus Crew SC, has led all U.S. eligible players in goals with 19 in 2018 and 12 in 2020.
- Appeared in five of six matches to help the USA win the 2017 Concacaf Gold Cup.
- Started 11 of 12 appearances for the USMNT in 2016, tallying three goals and three assists along the way
- Appeared in all six Copa America Centenario matches, recording a goal and assist to help the MNT to a fourth-place finish.
- Tied Claudio Reyna's 1994 record for most appearances by an MNT player in his debut year with 19 in 2015.
- Named to 2015 CONCACAF Gold Cup squad, appearing in all six matches and tallying one goal.
- Won MLS Cup 2014 with the LA Galaxy.

U.S. National Team – 2020: Due to the limited schedule, Zardes made just one appearance, coming off the bench in the USMNT' 1-0 win vs. Costa Rica on Feb. 1 ... **2019:** Made the second-most appearances of his career in a calendar year, tying Paul Arriola for the team lead with 15 caps (10 starts) ... For the first time in his career, led the team in goals with six, including the second and third multi-goal matches of his career ... Recorded a brace in 4-1 Concacaf Nations League group stage win vs. Canada in Orlando (Nov. 15) ... Recorded a brace in the USMNT's 6-0 Concacaf Gold Cup group stage win vs. Trinidad & Tobago in Cleveland (June 22) ... Scored in the team's Gold Cup opener, a 4-0 win vs. Guyana in Saint Paul (June 18) ... Bagged the game winner in a 1-0 friendly victory vs. Ecuador in Orlando (March 21) ... **2018:** Appeared in three

GYASI ZARDES' BIO IS CONTINUED ON PAGE 336

MNT HISTORY



39

2020 U.S. Men's National Team Final Statistics

Full International Record: 3-0-1

INDIVIDUAL STATISTICS

| Player | Pos | GP/GS | MIN | G | A | Y/R | Career | |
|----------------------|-----|-------|-----|---|---|-----|--------------------|--|
| | | | | | | | Caps/Goals/Assists | |
| Aaronson, Brenden | M | 2/2 | 156 | 1 | 1 | 0/0 | 2/1/1 | |
| Acosta, Kellyn | M | 1/0 | 22 | 0 | 0 | 0/0 | 24/2/1 | |
| Adams, Tyler | M | 2/2 | 133 | 0 | 0 | 0/0 | 12/1/0 | |
| Akinola, Ayo | F | 1/1 | 74 | 1 | 0 | 0/0 | 1/1/0 | |
| Araujo, Julian | D | 1/1 | 74 | 0 | 1 | 0/0 | 1/0/1 | |
| Arriola, Paul | M | 2/2 | 148 | 1 | 0 | 0/0 | 34/6/4 | |
| Brooks, John | D | 1/1 | 90 | 0 | 0 | 0/0 | 39/3/0 | |
| Cannon, Reggie | D | 3/2 | 183 | 0 | 1 | 0/0 | 13/0/2 | |
| Cardoso, Johnny | M | 2/0 | 47 | 0 | 0 | 0/0 | 2/0/0 | |
| de la Fuente, Konrad | F | 1/1 | 71 | 0 | 0 | 0/0 | 1/0/0 | |
| Dest, Sergiño | D | 2/2 | 177 | 0 | 0 | 0/0 | 5/0/1 | |
| Duncan, Kyle | D | 1/0 | 16 | 0 | 0 | 0/0 | 1/0/0 | |
| Farfan, Marco | D | 1/0 | 45 | 0 | 0 | 0/0 | 1/0/0 | |
| Ferreira, Jesús | F | 1/1 | 63 | 0 | 0 | 0/0 | 1/0/0 | |
| Gasper, Chase | D | 1/0 | 13 | 0 | 0 | 0/0 | 1/0/0 | |
| Gioacchini, Nicholas | F | 2/1 | 88 | 2 | 0 | 1/0 | 2/2/0 | |
| Hamid, Bill | GK | 2/1 | 104 | 0 | 0 | 0/0 | 8/0/0 | |
| Johnson, Sean | GK | 1/1 | 76 | 0 | 0 | 0/0 | 9/0/0 | |
| Ledezma, Richy | M | 1/0 | 22 | 0 | 2 | 0/0 | 1/0/2 | |
| Lewis, Jonathan | M | 1/0 | 17 | 0 | 0 | 0/0 | 6/0/2 | |
| Llanez, Ulysses | F | 3/2 | 154 | 1 | 0 | 1/0 | 3/1/0 | |
| Lletget, Sebastian | M | 4/3 | 259 | 2 | 1 | 0/0 | 17/4/2 | |
| Long, Aaron | D | 2/2 | 146 | 0 | 0 | 0/0 | 18/3/1 | |
| McKennie, Weston | M | 2/2 | 180 | 0 | 0 | 1/0 | 21/6/3 | |
| McKenzie, Mark | D | 2/1 | 117 | 0 | 0 | 0/0 | 2/0/0 | |
| Miazga, Matt | D | 2/2 | 170 | 0 | 1 | 0/0 | 20/1/2 | |
| Mihailovic, Djordje | M | 1/0 | 16 | 0 | 0 | 0/0 | 6/1/0 | |
| Mueller, Chris | F | 1/1 | 90 | 2 | 1 | 0/0 | 1/2/1 | |
| Musah, Yunus | M | 2/2 | 155 | 0 | 0 | 0/0 | 2/0/0 | |
| Otasowie, Owen | M | 1/0 | 3 | 0 | 0 | 0/0 | 1/0/0 | |
| Ream, Tim | D | 1/1 | 90 | 0 | 0 | 0/0 | 41/1/3 | |
| Reyna, Gio | F | 2/2 | 147 | 1 | 0 | 0/0 | 2/1/0 | |
| Richards, Chris | D | 1/0 | 10 | 0 | 0 | 0/0 | 1/0/0 | |
| Robinson, Antonee | D | 1/1 | 90 | 0 | 0 | 0/0 | 8/0/2 | |
| Servania, Brandon | M | 1/0 | 24 | 0 | 0 | 0/0 | 1/0/0 | |
| Soto, Sebastian | F | 2/0 | 45 | 2 | 0 | 0/0 | 2/2/0 | |
| Steffen, Zack | GK | 2/2 | 180 | 0 | 0 | 0/0 | 19/0/0 | |
| Vines, Sam | D | 2/2 | 122 | 0 | 0 | 0/0 | 2/0/0 | |
| Weah, Tim | F | 2/0 | 39 | 0 | 0 | 0/0 | 10/1/1 | |
| Yueill, Jackson | M | 2/2 | 180 | 0 | 1 | 0/0 | 8/0/1 | |
| Zardes, Gyasi | M | 1/0 | 27 | 0 | 0 | 0/0 | 56/12/9 | |
| Zimmerman, Walker | D | 2/1 | 97 | 0 | 0 | 0/0 | 13/2/0 | |
| OWN GOAL | | | | | 0 | | | |

| | | | | | |
|------------------------|------------|------------|-----------|----------|------------|
| TOTALS | 4/4 | 360 | 13 | 9 | 6/0 |
| OPPONENT TOTALS | 4/4 | 360 | 2 | 2 | 6/0 |

GOALKEEPING STATISTICS

| Player | GP/GS | MIN | GF | GA | SO | Saves | W-L-T | GAA | Caps | SO | Wins |
|------------------------|------------|------------|-----------|-----------|----------|----------|--------------|-------------|------|----|------|
| Hamid, Bill | 2/1 | 104 | 6 | 0 | 1 | 4 | 1-0-0 | 0.00 | 8 | 3 | 2 |
| Johnson, Sean | 1/1 | 76 | 1 | 0 | 0 | 1 | 1-0-0 | 0.00 | 9 | 4 | 3 |
| Steffen, Zack | 2/2 | 180 | 6 | 2 | 1 | 3 | 1-0-1 | 1.00 | 19 | 7 | 9 |
| TOTALS | 4/4 | 360 | 13 | 2 | 2 | 8 | 3-0-1 | 0.50 | | | |
| OPPONENT TOTALS | 4/4 | 360 | 2 | 13 | 1 | 5 | 0-3-1 | 3.25 | | | |

2020 U.S. Men's National Team Final Results

| Date | Opponent | Result | U.S. Goals | Location | Attendance |
|---------|-------------|--------|--|--------------------------|------------|
| Feb. 1 | Costa Rica | 1-0 W | Llanez | Carson, Calif. | 9,172 |
| Nov. 12 | Wales | 0-0 D | - | Swansea, Wales | N/A |
| Nov. 16 | Panama | 6-2 W | Reyna, Gioacchini (2), Soto (2), Lletget | Wiener Neustadt, Austria | N/A |
| Dec. 9 | El Salvador | 6-0 W | Arriola, Mueller (2), Lletget, Akinola, Aaronson | Fort Lauderdale, Fla. | 2,500 |



2019 USMNT Final Statistics
International Record: 11-5-2

INDIVIDUAL STATISTICS

| Name | Pos. | GP/GS | Min. | G | A | Y/R |
|-------------------------|------|-------|------|---|---|-----|
| Adams, Tyler | M | 1/1 | 90 | 0 | 0 | 0/0 |
| Altidore, Jozy | F | 5/3 | 264 | 1 | 1 | 1/0 |
| Amon, Jonathan | M | 1/0 | 31 | 0 | 0 | 0/0 |
| Arriola, Paul | M | 15/12 | 1112 | 3 | 1 | 1/0 |
| Baird, Corey | M | 4/3 | 226 | 0 | 1 | 0/0 |
| Boyd, Tyler | F | 10/6 | 510 | 2 | 1 | 0/0 |
| Bradley, Michael | M | 9/8 | 717 | 0 | 1 | 0/0 |
| Brooks, John | D | 2/2 | 180 | 0 | 0 | 0/0 |
| Cannon, Reggie | D | 8/6 | 561 | 0 | 1 | 0/0 |
| Carter-Vickers, Cameron | D | 1/0 | 86 | 0 | 0 | 0/0 |
| Dest, Sergiño | D | 3/3 | 156 | 0 | 1 | 0/0 |
| Ebobisse, Jeremy | M | 1/1 | 66 | 0 | 0 | 0/0 |
| Gonzalez, Omar | D | 4/3 | 271 | 0 | 0 | 0/0 |
| Guzan, Brad | GK | 4/4 | 360 | 0 | 0 | 0/0 |
| Gyau, Joe | F | 1/0 | 18 | 0 | 0 | 0/0 |
| Holmes, Duane | M | 2/0 | 52 | 0 | 0 | 1/0 |
| Horvath, Ethan | GK | 1/1 | 90 | 0 | 0 | 0/0 |
| Johnson, Sean | GK | 3/2 | 196 | 0 | 0 | 0/0 |
| Lewis, Jonathan | M | 5/1 | 126 | 0 | 2 | 0/0 |
| Lima, Nick | D | 9/6 | 596 | 0 | 3 | 0/0 |
| Lletget, Sebastian | M | 8/2 | 333 | 1 | 1 | 0/0 |
| Long, Aaron | D | 14/14 | 1190 | 3 | 1 | 1/0 |
| Lovitz, Daniel | D | 13/6 | 635 | 0 | 0 | 1/0 |
| McKennie, Weston | M | 12/12 | 948 | 5 | 3 | 3/0 |
| Miazga, Matt | D | 7/7 | 612 | 0 | 0 | 0/0 |
| Mihailovic, Djordje | M | 5/4 | 321 | 1 | 0 | 0/0 |
| Morales, Alfredo | M | 3/1 | 131 | 0 | 0 | 1/0 |
| Morris, Jordan | F | 14/9 | 779 | 5 | 6 | 0/0 |
| Pomykal, Paxton | M | 1/0 | 5 | 0 | 0 | 0/0 |
| Pulisic, Christian | M | 11/10 | 762 | 5 | 3 | 0/0 |
| Ramirez, Christian | F | 2/0 | 18 | 1 | 0 | 0/0 |
| Ream, Tim | D | 14/14 | 1210 | 0 | 2 | 0/0 |
| Robinson, Antonee | D | 1/1 | 80 | 0 | 0 | 0/0 |
| Robinson, Miles | D | 2/0 | 57 | 0 | 0 | 0/0 |
| Roldan, Cristian | M | 14/10 | 951 | 0 | 0 | 0/0 |
| Sargent, Josh | F | 6/5 | 458 | 3 | 0 | 1/0 |
| Steffen, Zack | GK | 11/11 | 974 | 0 | 0 | 0/0 |
| Trapp, Wil | M | 9/6 | 490 | 0 | 0 | 1/0 |
| Yedlin, DeAndre | D | 5/3 | 250 | 0 | 0 | 0/0 |
| Yueill, Jackson | M | 6/5 | 420 | 0 | 0 | 0/0 |
| Zardes, Gyasi | M | 15/10 | 884 | 6 | 1 | 0/0 |
| Zimmerman, Walker | D | 7/6 | 553 | 1 | 0 | 2/0 |
| OWN GOAL | | | | | 1 | |

| | | | | | |
|------------------------|--------------|-------------|-----------|-----------|-------------|
| TOTALS | 18/18 | 1530 | 38 | 29 | 13/0 |
| OPPONENT TOTALS | 18/18 | 1530 | 14 | 11 | 22/0 |

GOALKEEPING STATISTICS

| Name | GP/GS | Min. | GF / GA / SO | GAA | W-L-T |
|----------------|-------|------|--------------|------|-------|
| Guzan, Brad | 4/4 | 360 | 16 / 2 / 2 | 0.50 | 3-0-1 |
| Horvath, Ethan | 1/1 | 90 | 1 / 1 / 0 | 1.00 | 0-0-1 |
| Johnson, Sean | 3/2 | 196 | 4 / 0 / 2 | 0.00 | 2-0-0 |
| Steffen, Zack | 11/11 | 974 | 17 / 11 / 4 | 1.02 | 6-5-0 |

| | | | | | |
|------------------------|--------------|-------------|--------------------|-------------|---------------|
| TOTALS | 18/18 | 1620 | 38 / 14 / 8 | 0.78 | 11-5-2 |
| OPPONENT TOTALS | 18/18 | 1530 | 14 / 38 / 4 | 2.24 | 5-11-2 |

Note: U.S. goal total includes own goal scored by Cuba on Oct. 11, 2019

USMNT

MNT HISTORY

WORLD CUP HISTORY

PROGRAMS

COMPETITIONS

U.S. HISTORY & INFO

2018 USMNT Final Statistics

International Record: 3-5-3

INDIVIDUAL STATISTICS

| Name | Pos. | GP/GS | Min. | G | A | Y/R |
|-------------------------|------|-------|------|---|---|-----|
| Acosta, Kellyn | M | 6/4 | 392 | 1 | 1 | 1/0 |
| Adams, Tyler | M | 8/7 | 658 | 1 | 0 | 1/0 |
| Agudelo, Juan | F | 1/0 | 21 | 0 | 0 | 0/0 |
| Amon, Jonathan | M | 1/1 | 55 | 0 | 0 | 0/0 |
| Arriola, Paul | M | 2/1 | 100 | 0 | 0 | 0/0 |
| Bono, Alex | GK | 1/1 | 90 | 0 | 0 | 0/0 |
| Bradley, Michael | M | 2/1 | 101 | 0 | 0 | 0/0 |
| Brooks, John | D | 3/3 | 270 | 0 | 0 | 0/0 |
| Cannon, Reggie | D | 2/2 | 161 | 0 | 0 | 1/0 |
| Carter-Vickers, Cameron | D | 6/6 | 511 | 0 | 0 | 2/0 |
| Corona, Joe | M | 3/1 | 91 | 0 | 1 | 2/0 |
| de la Torre, Luca | M | 1/0 | 13 | 0 | 0 | 0/0 |
| Delgado, Marky | M | 6/3 | 268 | 0 | 0 | 0/0 |
| Gall, Romain | M | 1/0 | 7 | 0 | 0 | 0/0 |
| Gooch, Lynden | M | 1/0 | 17 | 0 | 0 | 0/0 |
| Green, Julian | M | 7/4 | 381 | 1 | 0 | 0/0 |
| Guzan, Brad | GK | 2/2 | 180 | 0 | 0 | 0/0 |
| Hamid, Bill | GK | 2/2 | 135 | 0 | 0 | 0/0 |
| Horvath, Ethan | GK | 1/1 | 90 | 0 | 0 | 0/0 |
| Lichaj, Eric | D | 2/2 | 130 | 0 | 0 | 0/0 |
| Lletget, Sebastian | M | 2/0 | 21 | 0 | 0 | 0/0 |
| Long, Aaron | D | 2/2 | 180 | 0 | 0 | 0/0 |
| McKennie, Weston | M | 6/6 | 460 | 0 | 0 | 2/0 |
| Miazga, Matt | D | 7/7 | 597 | 0 | 1 | 1/0 |
| Moore, Shaq | D | 5/3 | 243 | 0 | 0 | 2/0 |
| Morris, Jordan | F | 1/1 | 90 | 0 | 0 | 0/0 |
| Morrow, Justin | D | 1/1 | 90 | 0 | 0 | 1/0 |
| Nagbe, Darlington | M | 1/1 | 89 | 0 | 0 | 0/0 |
| Novakovich, Andrija | F | 3/0 | 52 | 0 | 0 | 0/0 |
| Olosunde, Matt | D | 1/0 | 19 | 0 | 0 | 0/0 |
| Opara, Ike | D | 1/1 | 90 | 0 | 0 | 0/0 |
| Palmer-Brown, Erik | D | 2/1 | 123 | 0 | 0 | 0/0 |
| Parker, Tim | D | 2/1 | 119 | 0 | 0 | 0/0 |
| Parks, Keaton | M | 1/0 | 28 | 0 | 0 | 0/0 |
| Picault, Fafa | M | 1/0 | 32 | 0 | 0 | 0/0 |
| Polster, Matt | D | 1/1 | 90 | 0 | 0 | 0/0 |
| Pulisic, Christian | M | 3/3 | 262 | 0 | 0 | 0/0 |
| Robinson, Antonee | D | 6/4 | 372 | 0 | 2 | 1/0 |
| Roldan, Cristian | M | 4/1 | 82 | 0 | 0 | 0/0 |
| Rowe, Kelyn | M | 1/0 | 45 | 0 | 0 | 0/0 |
| Rubin, Rubio | M | 4/2 | 180 | 0 | 0 | 0/0 |
| Saief, Kenny | M | 3/2 | 139 | 0 | 0 | 0/0 |
| Sapong, C.J. | F | 1/1 | 45 | 0 | 0 | 0/0 |
| Sargent, Josh | F | 6/3 | 266 | 2 | 0 | 0/0 |
| Steffen, Zack | GK | 6/5 | 495 | 0 | 0 | 0/0 |
| Sweat, Ben | D | 2/1 | 105 | 0 | 0 | 0/0 |
| Trapp, Wil | M | 9/8 | 714 | 0 | 0 | 0/0 |
| Villafañá, Jorge | D | 6/3 | 292 | 0 | 0 | 0/0 |
| Weah, Tim | M | 8/6 | 512 | 1 | 1 | 2/0 |
| Wood, Bobby | F | 9/6 | 520 | 3 | 0 | 1/0 |
| Yedlin, DeAndre | D | 8/5 | 455 | 0 | 0 | 2/0 |
| Zardes, Gyasi | M | 3/2 | 145 | 0 | 0 | 0/0 |
| Zimmerman, Walker | D | 3/3 | 270 | 1 | 0 | 0/0 |

| | | | | | |
|------------------------|--------------|------------|-----------|-----------|-------------|
| Totals | 11/11 | 990 | 10 | 6 | 19/0 |
| Opponent Totals | 11/11 | 990 | 14 | 13 | 14/1 |

GOALKEEPING STATISTICS

| Name | GP/GS | Min. | GF / GA / SO | GAA | W-L-T |
|----------------|-------|------|--------------|------|-------|
| Bono, Alex | 1/1 | 90 | 3 / 0 / 1 | 1.00 | 0-0-0 |
| Guzan, Brad | 2/2 | 180 | 1 / 4 / 0 | 2.00 | 0-1-1 |
| Hamid, Bill | 2/2 | 135 | 1 / 2 / 0 | 1.33 | 0-0-1 |
| Horvath, Ethan | 1/1 | 90 | 0 / 1 / 0 | 1.00 | 0-1-0 |
| Steffen, Zack | 6/5 | 495 | 5 / 7 / 2 | 1.27 | 2-2-1 |

| | | | | | |
|------------------------|--------------|------------|--------------------|--------------|-------------|
| Totals | 11/11 | 990 | 10 / 14 / 3 | 3-5-3 | 1.27 |
| Opponent Totals | 11/11 | 990 | 14 / 10 / 4 | 5-3-3 | 0.91 |

2017 USMNT Final Statistics

International Record: 10-2-7

INDIVIDUAL STATISTICS

| Name | Pos. | GP/GS | Min. | G | A | Y/R |
|-------------------------|------|-------|------|---|---|-----|
| Acosta, Kellyn | M | 13/8 | 765 | 1 | 0 | 3/0 |
| Adams, Tyler | M | 1/1 | 90 | 0 | 0 | 0/0 |
| Agudelo, Juan | F | 6/3 | 282 | 0 | 0 | 0/0 |
| Altidore, Jozy | F | 11/10 | 854 | 4 | 3 | 2/0 |
| Arriola, Paul | F | 12/8 | 618 | 0 | 1 | 1/0 |
| Beasley, DaMarcus | D | 3/2 | 156 | 0 | 0 | 1/0 |
| Bedoya, Alejandro | M | 11/3 | 428 | 0 | 3 | 1/0 |
| Besler, Matt | D | 8/8 | 720 | 0 | 0 | 1/0 |
| Bingham, David | GK | 1/0 | 45 | 0 | 0 | 0/0 |
| Birnbaum, Steve | D | 2/2 | 180 | 0 | 0 | 0/0 |
| Bradley, Michael | M | 14/13 | 1198 | 2 | 1 | 0/0 |
| Brooks, John | D | 4/4 | 261 | 0 | 0 | 0/0 |
| Cameron, Geoff | D | 6/5 | 401 | 0 | 0 | 1/0 |
| Carter-Vickers, Cameron | D | 1/0 | 45 | 0 | 0 | 0/0 |
| Corona, Joe | M | 3/3 | 199 | 1 | 0 | 1/0 |
| Dempsey, Clint | F | 11/6 | 632 | 5 | 4 | 1/0 |
| Dwyer, Dom | F | 4/3 | 253 | 2 | 0 | 0/0 |
| Evans, Brad | D | 1/0 | 22 | 0 | 0 | 0/0 |
| Feilhaber, Benny | M | 3/1 | 81 | 0 | 1 | 0/0 |
| Garza, Greg | D | 1/1 | 69 | 0 | 0 | 0/0 |
| Gooch, Lynden | M | 1/0 | 31 | 0 | 0 | 0/0 |
| Gonzalez, Omar | D | 13/11 | 1037 | 2 | 0 | 2/0 |
| Guzan, Brad | GK | 5/5 | 450 | 0 | 0 | 0/0 |
| Hamid, Bill | GK | 2/1 | 135 | 0 | 0 | 0/0 |
| Hedges, Matt | D | 4/3 | 304 | 0 | 0 | 0/0 |
| Horvath, Ethan | GK | 1/1 | 45 | 0 | 0 | 0/0 |
| Howard, Tim | GK | 10/10 | 900 | 0 | 0 | 1/0 |
| Johnson, Fabian | M | 3/3 | 227 | 0 | 1 | 0/0 |
| Jones, Jermaine | M | 2/2 | 120 | 0 | 0 | 0/0 |
| Kljestan, Sacha | M | 1/1 | 77 | 0 | 0 | 1/0 |
| Lichaj, Eric | D | 3/3 | 239 | 1 | 1 | 0/0 |
| Lletget, Sebastian | M | 3/2 | 153 | 1 | 0 | 0/0 |
| Marshall, Chad | D | 1/1 | 90 | 0 | 0 | 0/0 |
| McCarty, Dax | M | 8/4 | 376 | 0 | 0 | 0/0 |
| McKennie, Weston | M | 1/1 | 84 | 1 | 0 | 0/0 |
| Miazga, Matt | D | 2/2 | 180 | 1 | 0 | 0/0 |
| Morris, Jordan | F | 11/4 | 469 | 4 | 1 | 0/0 |
| Morrow, Justin | D | 2/2 | 180 | 0 | 0 | 1/0 |
| Nagbe, Darlington | M | 14/11 | 1052 | 0 | 0 | 1/0 |
| Pontius, Chris | M | 5/2 | 209 | 0 | 0 | 0/0 |
| Pulisic, Christian | M | 9/9 | 773 | 6 | 4 | 0/0 |
| Ream, Tim | D | 5/3 | 317 | 0 | 0 | 0/0 |
| Rimando, Nick | GK | 1/1 | 90 | 0 | 0 | 0/0 |
| Robles, Luis | GK | 1/1 | 45 | 0 | 0 | 0/0 |
| Roldan, Cristian | M | 1/1 | 90 | 0 | 0 | 0/0 |
| Rowe, Kelyn | M | 3/3 | 193 | 1 | 1 | 0/0 |
| Saief, Kenny | M | 1/0 | 19 | 0 | 0 | 0/0 |
| Sapong, CJ | F | 1/1 | 77 | 0 | 1 | 0/0 |
| Villafañá, Jorge | D | 15/13 | 1173 | 0 | 1 | 1/0 |
| Williams, Danny | M | 1/1 | 90 | 0 | 0 | 0/0 |
| Wood, Bobby | F | 7/6 | 463 | 2 | 0 | 0/0 |
| Yedlin, DeAndre | D | 6/6 | 539 | 0 | 1 | 1/0 |
| Zardes, Gyasi | M | 6/2 | 231 | 0 | 1 | 1/0 |
| Zimmerman, Walker | D | 1/1 | 90 | 0 | 0 | 0/0 |
| Zusi, Graham | D | 13/10 | 878 | 0 | 1 | 1/0 |
| Own Goal | | | | | | 1 |

| | | | | | |
|------------------------|--------------|-------------|-----------|-----------|-------------|
| Totals | 19/19 | 1710 | 34 | 26 | 21/0 |
| Opponent Totals | 19/19 | 1710 | 14 | 11 | 26/2 |

GOALKEEPING STATISTICS

| Name | GP/GS | Min. | GF / GA / SO | GAA | W-L-T |
|----------------|-------|------|--------------|------|-------|
| Bingham, David | 1/0 | 45 | 1 / 0 / 0 | 0.00 | 1-0-0 |
| Guzan, Brad | 5/5 | 450 | 8 / 6 / 0 | 1.20 | 2-0-3 |
| Hamid, Bill | 2/1 | 135 | 3 / 0 / 1 | 0.00 | 1-0-0 |
| Horvath, Ethan | 1/1 | 45 | 1 / 1 / 0 | 2.00 | 0-0-1 |
| Howard, Tim | 10/10 | 900 | 21 / 7 / 5 | 0.70 | 6-2-2 |
| Rimando, Nick | 1/1 | 90 | 0 / 0 / 1 | 0.00 | 0-0-1 |
| Robles, Luis | 1/1 | 45 | 0 / 0 / 0 | 0.00 | 0-0-0 |

| | | | | | |
|------------------------|--------------|-------------|--------------------|-------------|---------------|
| Totals | 19/19 | 1710 | 34 / 14 / 7 | 0.74 | 10-2-7 |
| Opponent Totals | 19/19 | 1710 | 14 / 34 / 2 | 1.79 | 2-10-7 |

2016 USMNT Final Statistics

Full International Record: 12-6-1

INDIVIDUAL STATISTICS

| Name | Pos. | GP/GS | Min. | G | A | Pts | Y/R |
|---------------------|------|-------|------|---|---|-----|-----|
| Acosta, Kellyn | D | 4/4 | 283 | 0 | 0 | 0 | 0/0 |
| Agudelo, Juan | F | 1/0 | 13 | 0 | 0 | 0 | 0/0 |
| Altidore, Jozy | F | 10/8 | 709 | 6 | 2 | 14 | 2/0 |
| Arriola, Paul | F | 3/1 | 137 | 2 | 1 | 5 | 0/0 |
| Beckerman, Kyle | M | 7/6 | 317 | 0 | 0 | 0 | 0/0 |
| Bedoya, Alejandro | M | 11/10 | 765 | 0 | 3 | 3 | 2/0 |
| Besler, Matt | D | 10/9 | 768 | 1 | 0 | 2 | 3/0 |
| Bingham, David | GK | 2/1 | 135 | 0 | 0 | 0 | 0/0 |
| Birnbaum, Steve | D | 8/5 | 482 | 1 | 1 | 3 | 0/0 |
| Boyd, Terrence | F | 1/0 | 3 | 0 | 0 | 0 | 0/0 |
| Bradley, Michael | M | 17/17 | 1500 | 0 | 3 | 3 | 3/0 |
| Brooks, John | D | 11/11 | 887 | 1 | 0 | 2 | 2/0 |
| Cameron, Geoff | D | 12/12 | 1080 | 1 | 0 | 2 | 0/0 |
| Castillo, Edgar | D | 2/2 | 180 | 0 | 0 | 0 | 0/0 |
| Chandler, Timmy | D | 3/2 | 208 | 0 | 0 | 0 | 2/0 |
| Dempsey, Clint | F | 10/10 | 769 | 4 | 4 | 12 | 0/0 |
| Diskerdud, Mix | M | 2/1 | 122 | 0 | 0 | 0 | 0/0 |
| Evans, Brad | M | 1/1 | 45 | 0 | 0 | 0 | 0/0 |
| Finlay, Ethan | M | 3/1 | 83 | 0 | 1 | 1 | 0/0 |
| Gonzalez, Omar | D | 5/5 | 425 | 0 | 0 | 0 | 0/0 |
| Gooch, Lynden | M | 2/0 | 53 | 0 | 0 | 0 | 0/0 |
| Green, Julian | F | 3/2 | 195 | 2 | 0 | 4 | 0/0 |
| Guzan, Brad | GK | 12/11 | 996 | 0 | 0 | 0 | 1/0 |
| Horvath, Ethan | GK | 1/1 | 90 | 0 | 0 | 0 | 0/0 |
| Howard, Tim | GK | 5/4 | 354 | 0 | 0 | 0 | 0/0 |
| Hyndman, Emerson | M | 1/0 | 45 | 0 | 0 | 0 | 0/0 |
| Johnson, Fabian | D | 12/11 | 997 | 0 | 2 | 2 | 1/0 |
| Jones, Jermaine | M | 11/11 | 862 | 1 | 1 | 3 | 3/1 |
| Kiesewetter, Jerome | F | 2/0 | 46 | 0 | 0 | 0 | 0/0 |
| Kitchen, Perry | M | 3/2 | 109 | 0 | 0 | 0 | 0/0 |
| Kljestan, Sacha | M | 5/3 | 271 | 2 | 2 | 6 | 0/0 |
| Lichaj, Eric | D | 1/0 | 28 | 0 | 0 | 0 | 0/0 |
| Miazga, Matt | D | 1/0 | 45 | 0 | 0 | 0 | 0/0 |
| Morales, Alfredo | M | 1/1 | 90 | 0 | 0 | 0 | 0/0 |
| Morris, Jordan | F | 5/1 | 184 | 0 | 0 | 0 | 0/0 |
| Nagbe, Darlington | M | 8/0 | 228 | 1 | 1 | 3 | 1/0 |
| Nguyen, Lee | M | 2/1 | 150 | 0 | 0 | 0 | 0/0 |
| Orozco, Michael | D | 9/7 | 517 | 1 | 0 | 2 | 2/1 |
| Picault, Fabrice | F | 1/0 | 20 | 0 | 0 | 0 | 0/0 |
| Pulisic, Christian | M | 11/4 | 471 | 3 | 2 | 8 | 0/0 |
| Ream, Tim | D | 1/1 | 62 | 1 | 0 | 2 | 0/0 |
| Robles, Luis | GK | 1/1 | 90 | 0 | 0 | 0 | 0/0 |
| Stanko, Caleb | M | 1/0 | 19 | 0 | 0 | 0 | 0/0 |
| Tchani, Tony | M | 1/0 | 20 | 0 | 0 | 0 | 0/0 |
| Trapp, Wil | M | 1/0 | 13 | 0 | 0 | 0 | 0/0 |
| Vincent, Brandon | D | 1/0 | 45 | 0 | 0 | 0 | 0/0 |
| Williams Danny | M | 3/2 | 139 | 0 | 0 | 0 | 0/0 |
| Wondolowski, Chris | F | 4/2 | 122 | 1 | 1 | 3 | 1/0 |
| Wood, Bobby | F | 15/14 | 1144 | 4 | 2 | 10 | 2/0 |
| Yarborough, William | GK | 1/1 | 45 | 0 | 0 | 0 | 0/0 |
| Yedlin, DeAndre | D | 14/12 | 1054 | 0 | 0 | 0 | 3/1 |
| Zardes, Gyasi | F | 12/11 | 882 | 3 | 3 | 9 | 0/0 |
| Zusi, Graham | M | 10/5 | 430 | 2 | 0 | 4 | 0/0 |

| | | | | | | |
|------------------------|--------------|-------------|-----------|-----------|------------|-------------|
| Totals | 19/19 | 1710 | 37 | 29 | 103 | 28/3 |
| Opponent Totals | 19/19 | 1710 | 20 | 12 | 52 | 30/2 |

GOALKEEPING STATISTICS

| Name | GP/GS | Min. | GF | GA | SO | GAA | W-L-T |
|---------------------|-------|------|----|----|----|------|-------|
| Bingham, David | 2/1 | 135 | 1 | 1 | 1 | 0.67 | 1-1-1 |
| Guzan, Brad | 12/11 | 996 | 25 | 13 | 6 | 1.17 | 8-4-0 |
| Horvath, Ethan | 1/1 | 90 | 2 | 0 | 1 | 0.00 | 1-0-0 |
| Howard Tim | 5/4 | 354 | 5 | 4 | 1 | 1.02 | 1-2-0 |
| Robles, Luis | 1/1 | 90 | 3 | 2 | 0 | 2.00 | 1-0-0 |
| Yarborough, William | 1/1 | 45 | 1 | 0 | 0 | 0.00 | 1-0-0 |

| | | | | | | |
|------------------------|--------------|-------------|-----------|-----------|----------|-------------------|
| Totals | 19/19 | 1710 | 37 | 20 | 9 | 1.0512-6-1 |
| Opponent Totals | 19/19 | 1710 | 20 | 37 | 3 | 1.956-12-1 |

2015 USMNT Final Statistics

Full International Record: 10-6-4

INDIVIDUAL STATISTICS

| Name | Pos. | GP/GS | Min. | G | A | Pts | Y/R |
|---------------------|------|-------|------|---|---|-----|-----|
| Agudelo, Juan | F | 2/1 | 71 | 1 | 0 | 2 | 0/0 |
| Altidore, Jozy | F | 13/13 | 914 | 6 | 2 | 14 | 3/1 |
| Alvarado, Ventura | D | 13/8 | 866 | 0 | 0 | 0 | 2/0 |
| Beasley, DaMarcus | D | 2/1 | 150 | 0 | 0 | 0 | 0/0 |
| Beckerman, Kyle | M | 9/7 | 588 | 0 | 0 | 0 | 2/0 |
| Bedoya, Alejandro | M | 7/7 | 437 | 0 | 1 | 1 | 0/0 |
| Besler, Matt | D | 6/5 | 509 | 0 | 1 | 1 | 1/0 |
| Birnbaum, Steve | D | 1/1 | 90 | 0 | 0 | 0 | 0/0 |
| Bradley, Michael | M | 18/18 | 1668 | 3 | 6 | 12 | 4/0 |
| Brooks, John | D | 10/10 | 871 | 1 | 0 | 2 | 3/0 |
| Cameron, Geoff | D | 6/5 | 435 | 2 | 0 | 4 | 0/0 |
| Chandler, Timmy | D | 9/9 | 766 | 1 | 2 | 4 | 3/0 |
| Corona, Joe | M | 3/2 | 210 | 0 | 0 | 0 | 0/0 |
| Dempsey, Clint | F | 10/8 | 823 | 9 | 0 | 18 | 0/0 |
| Diskerdud, Mix | M | 11/6 | 600 | 1 | 1 | 3 | 1/0 |
| Evans, Brad | M | 8/3 | 410 | 0 | 1 | 1 | 1/0 |
| Garza, Greg | D | 4/3 | 246 | 0 | 0 | 0 | 0/0 |
| Gil, Luis | M | 1/0 | 10 | 0 | 0 | 0 | 0/0 |
| Gonzalez, Omar | D | 6/6 | 450 | 1 | 2 | 2 | 0/0 |
| Gordon, Alan | F | 1/0 | 18 | 0 | 0 | 0 | 0/0 |
| Guzan, Brad | GK | 13/13 | 1230 | 0 | 0 | 0 | 0/0 |
| Hedges, Matt | D | 1/0 | 19 | 0 | 0 | 0 | 0/0 |
| Howard, Tim | GK | 2/2 | 180 | 0 | 0 | 0 | 0/0 |
| Ibarra, Miguel | M | 2/1 | 123 | 0 | 0 | 0 | 0/0 |
| Johannsson, Aron | F | 10/7 | 619 | 2 | 1 | 5 | 0/0 |
| Johnson, Fabian | M | 13/12 | 968 | 1 | 2 | 4 | 1/0 |
| Johnson, Sean | GK | 1/0 | 45 | 0 | 0 | 0 | 0/0 |
| Jones, Jermaine | M | 8/8 | 667 | 0 | 1 | 1 | 3/0 |
| Kitchen, Perry | D | 2/0 | 47 | 0 | 0 | 0 | 0/0 |
| Miazga, Matt | D | 1/0 | 27 | 0 | 0 | 0 | 0/0 |
| Morales, Alfredo | M | 6/3 | 280 | 0 | 0 | 0 | 0/0 |
| Morris, Jordan | F | 6/1 | 151 | 1 | 1 | 3 | 0/0 |
| Nagbe, Darlington | F | 2/0 | 50 | 0 | 0 | 0 | 0/0 |
| Nguyen, Lee | M | 3/0 | 76 | 0 | 0 | 0 | 1/0 |
| Orozco, Michael | D | 7/6 | 484 | 0 | 0 | 0 | 2/0 |
| Ream, Tim | D | 9/7 | 641 | 0 | 1 | 1 | 0/0 |
| Rimando, Nick | GK | 5/5 | 315 | 0 | 0 | 0 | 0/0 |
| Rubin, Rubio | F | 1/0 | 24 | 0 | 0 | 0 | 0/0 |
| Shea, Brek | M | 7/5 | 487 | 2 | 0 | 4 | 1/0 |
| Spector, Jonathan | D | 2/0 | 46 | 0 | 0 | 0 | 0/0 |
| Trapp, Wil | M | 1/0 | 31 | 0 | 0 | 0 | 0/0 |
| Williams, Danny | M | 6/3 | 327 | 2 | 0 | 4 | 3/0 |
| Wondolowski, Chris | F | 6/2 | 220 | 1 | 0 | 2 | 1/0 |
| Wood, Bobby | F | 9/3 | 353 | 4 | 1 | 9 | 2/0 |
| Wooten, Andrew | F | 1/0 | 19 | 0 | 0 | 0 | 0/0 |
| Yarborough, William | GK | 2/0 | 90 | 0 | 0 | 0 | 0/0 |
| Yedlin, DeAndre | D | 19/10 | 1185 | 0 | 5 | 5 | 5/0 |
| Zardes, Gyasi | F | 19/16 | 1403 | 3 | 4 | 10 | 0/0 |
| Zusi, Graham | M | 4/3 | 198 | 0 | 0 | 0 | 0/0 |
| Own goal | | | | | | | 1 |

| | | | | | | |
|------------------------|--------------|-------------|-----------|-----------|------------|-------------|
| Totals | 20/20 | 1800 | 42 | 30 | 114 | 39/1 |
| Opponent Totals | 20/20 | 1800 | 26 | 21 | 73 | 25/0 |

GOALKEEPING STATISTICS

| Name | GP/GS | Min. | GF | GA | SO | GAA | W-L-T |
|---------------------|-------|------|----|----|----|------|-------|
| Guzan, Brad | 13/13 | 1230 | 33 | 18 | 3 | 1.32 | 8-3-2 |
| Howard, Tim | 2/2 | 180 | 0 | 1 | 1 | 0.50 | 0-1-1 |
| Johnson, Sean | 1/0 | 45 | 0 | 0 | 0 | 0.00 | 0-0-0 |
| Rimando, Nick | 5/5 | 315 | 7 | 6 | 0 | 1.71 | 1-2-0 |
| Yarborough, William | 2/0 | 90 | 2 | 1 | 0 | 1.00 | 1-0-0 |

| | | | | | | |
|------------------------|--------------|-------------|-----------|-----------|-----------|-------------------|
| Totals | 20/20 | 1800 | 42 | 26 | 4* | 0.8910-6-4 |
| Opponent Totals | 20/20 | 1800 | 26 | 42 | 2 | 2.146-10-4 |

*Note: Rimando and Yarborough shared shutout on April 15, 2015

*Note: Rimando and Johnson shared shutout on Feb. 8, 2015

USMNT
MNT HISTORY
WORLD CUP HISTORY
PROGRAMS
COMPETITIONS
U.S. HISTORY & INFO

2014 USMNT Final Statistics

Full International Record: 6-5-4

INDIVIDUAL STATISTICS

| Name | Pos. | GP/GS | Min. | G | A | Pts | Y/R |
|------------------------|------|--------------|-------------|-----------|-----------|-----------|-------------|
| Agudelo, Juan | F | 1/0 | 6 | 0 | 0 | 0 | 0/0 |
| Alexander, Eric | M | 1/0 | 9 | 0 | 0 | 0 | 0/0 |
| Altidore, Jozy | F | 10/10 | 800 | 4 | 0 | 8 | 2/0 |
| Beasley, DaMarcus | D | 7/6 | 530 | 0 | 0 | 0 | 0/0 |
| Beckerman, Kyle | M | 9/8 | 723 | 0 | 0 | 0 | 2/0 |
| Bedoya, Alejandro | M | 12/11 | 862 | 1 | 0 | 2 | 0/0 |
| Beltran, Tony | D | 1/1 | 71 | 0 | 0 | 0 | 0/0 |
| Besler, Matt | D | 11/11 | 840 | 0 | 0 | 0 | 1/0 |
| Bradley, Michael | M | 9/9 | 824 | 1 | 5 | 7 | 0/0 |
| Brooks, John | D | 6/4 | 421 | 1 | 0 | 2 | 0/0 |
| Cameron, Geoff | D | 8/8 | 705 | 0 | 0 | 0 | 2/0 |
| Castillo, Edgar | D | 1/1 | 62 | 0 | 0 | 0 | 0/0 |
| Chandler, Timmy | D | 7/5 | 468 | 0 | 0 | 0 | 0/0 |
| Corona, Joe | M | 3/1 | 125 | 0 | 0 | 0 | 1/0 |
| Davis, Brad | M | 5/4 | 298 | 0 | 2 | 2 | 0/0 |
| Dempsey, Clint | F | 9/9 | 805 | 3 | 0 | 6 | 0/0 |
| Diskerd, Mix | M | 9/6 | 514 | 3 | 0 | 6 | 1/0 |
| Donovan, Landon | F | 3/2 | 162 | 0 | 1 | 1 | 0/0 |
| Edu, Maurice | M | 1/0 | 19 | 0 | 0 | 0 | 0/0 |
| Evans, Brad | M | 1/1 | 73 | 0 | 0 | 0 | 0/0 |
| Feilhaber, Benny | M | 1/0 | 31 | 0 | 0 | 0 | 0/0 |
| Garza, Greg | D | 5/3 | 303 | 0 | 0 | 0 | 0/0 |
| Gil, Luis | M | 1/0 | 16 | 0 | 0 | 0 | 0/0 |
| Gonzalez, Omar | D | 8/4 | 476 | 0 | 0 | 0 | 1/0 |
| Goodson, Clarence | D | 2/0 | 63 | 0 | 0 | 0 | 0/0 |
| Green, Julian | F | 5/1 | 170 | 1 | 0 | 2 | 0/0 |
| Guzan, Brad | GK | 4/3 | 270 | 0 | 0 | 0 | 0/0 |
| Gyau, Joe | F | 2/2 | 111 | 0 | 0 | 0 | 0/0 |
| Hamid, Bill | GK | 1/1 | 90 | 0 | 0 | 0 | 0/0 |
| Howard, Tim | GK | 8/8 | 705 | 0 | 0 | 0 | 0/0 |
| Hyndman, Emerson | M | 1/0 | 24 | 0 | 0 | 0 | 0/0 |
| Ibarra, Miguel | F | 1/0 | 1 | 0 | 0 | 0 | 0/0 |
| Johannsson, Aron | F | 3/0 | 125 | 1 | 0 | 2 | 0/0 |
| Johnson, Eddie | F | 2/0 | 58 | 0 | 0 | 0 | 0/0 |
| Johnson, Fabian | D | 11/11 | 875 | 1 | 1 | 3 | 1/0 |
| Jones, Jermaine | M | 10/10 | 874 | 1 | 1 | 3 | 2/0 |
| Kljestan, Sacha | M | 1/1 | 62 | 0 | 0 | 0 | 0/0 |
| Morales, Alfredo | M | 5/1 | 161 | 0 | 0 | 0 | 1/0 |
| Morris, Jordan | F | 1/0 | 15 | 0 | 0 | 0 | 0/0 |
| Nguyen, Lee | M | 1/0 | 13 | 0 | 0 | 0 | 0/0 |
| Onyewu, Oguchi | D | 1/1 | 90 | 0 | 0 | 0 | 0/0 |
| Orozco, Michael | D | 2/2 | 106 | 0 | 0 | 0 | 1/0 |
| Parkhurst, Michael | D | 2/2 | 180 | 0 | 0 | 0 | 0/0 |
| Ream, Tim | D | 4/0 | 105 | 0 | 0 | 0 | 0/0 |
| Rimando, Nick | GK | 4/3 | 315 | 0 | 0 | 0 | 0/0 |
| Rubin, Rubio | F | 2/1 | 80 | 0 | 0 | 0 | 0/0 |
| Shea, Brek | M | 2/0 | 56 | 0 | 0 | 0 | 0/0 |
| Williams, Danny | M | 1/0 | 11 | 0 | 0 | 0 | 0/0 |
| Wondolowski, Chris | F | 8/4 | 300 | 3 | 1 | 7 | 0/0 |
| Wood, Bobby | F | 4/0 | 165 | 0 | 0 | 0 | 0/0 |
| Yedlin, DeAndre | D | 10/2 | 409 | 0 | 1 | 1 | 1/0 |
| Zusi, Graham | M | 10/8 | 603 | 0 | 3 | 3 | 0/0 |
| Totals | | 15/15 | 1380 | 20 | 15 | 55 | 16/0 |
| Opponent Totals | | 15/15 | 1380 | 20 | 11 | 51 | 14/0 |

GOALKEEPING STATISTICS

| Name | GP/GS | Min. | GF | GA | SO | GAA | W-L-T |
|------------------------|--------------|-------------|-----------|-----------|----------|-------------|--------------|
| Guzan, Brad | 4/3 | 270 | 4 | 4 | 0 | 1.33 | 2-1-1 |
| Hamid, Bill | 1/1 | 90 | 1 | 4 | 0 | 4.00 | 0-1-0 |
| Howard, Tim | 8/8 | 705 | 10 | 9 | 1 | 1.15 | 3-3-1 |
| Rimando, Nick | 4/3 | 315 | 5 | 3 | 1 | 0.86 | 1-0-2 |
| Totals | 15/15 | 1380 | 20 | 20 | 2 | 1.30 | 6-5-4 |
| Opponent Totals | 15/15 | 1380 | 20 | 20 | 2 | 1.30 | 5-6-4 |

2013 USMNT Final Statistics

Full International Record: 16-4-3

INDIVIDUAL STATISTICS

| Name | Pos. | GP/GS | Min. | G | A | Pts | Y/R |
|------------------------|------|--------------|-------------|-----------|-----------|------------|-------------|
| Agudelo, Juan | F | 1/0 | 27 | 0 | 0 | 0 | 0/0 |
| Altidore, Jozy | F | 14/13 | 1075 | 8 | 2 | 18 | 2/0 |
| Beasley, DaMarcus | M | 17/17 | 1469 | 0 | 0 | 0 | 2/0 |
| Beckerman, Kyle | M | 10/9 | 680 | 0 | 2 | 2 | 0/0 |
| Bedoya, Alejandro | M | 12/9 | 822 | 1 | 4 | 6 | 1/0 |
| Beltran, Tony | D | 2/2 | 135 | 0 | 0 | 0 | 0/0 |
| Besler, Matt | D | 12/11 | 996 | 0 | 0 | 0 | 2/0 |
| Boyd, Terrence | F | 5/0 | 78 | 0 | 1 | 1 | 0/0 |
| Bradley, Michael | M | 10/10 | 900 | 0 | 2 | 2 | 0/0 |
| Brooks, John | D | 2/2 | 180 | 0 | 0 | 0 | 0/0 |
| Bruin, Will | F | 2/0 | 35 | 0 | 0 | 0 | 0/0 |
| Cameron, Geoff | D | 12/10 | 938 | 1 | 1 | 3 | 2/0 |
| Castillo, Edgar | D | 8/3 | 361 | 0 | 2 | 2 | 0/0 |
| Chandler, Timmy | D | 1/1 | 90 | 0 | 0 | 0 | 0/0 |
| Corona, Joe | F | 8/5 | 411 | 2 | 0 | 4 | 0/0 |
| Davis, Brad | M | 7/2 | 244 | 0 | 2 | 2 | 1/0 |
| Dempsey, Clint | F | 10/10 | 899 | 6 | 2 | 14 | 0/0 |
| Diskerd, Mix | M | 13/6 | 714 | 1 | 0 | 2 | 0/0 |
| Donovan, Landon | F | 10/10 | 818 | 8 | 8 | 24 | 0/0 |
| Edu, Maurice | M | 3/1 | 131 | 0 | 0 | 0 | 0/0 |
| Evans, Brad | M | 10/9 | 774 | 1 | 2 | 4 | 1/0 |
| Feilhaber, Benny | M | 1/0 | 45 | 0 | 0 | 0 | 0/0 |
| Gatt, Joshua | F | 1/0 | 45 | 0 | 0 | 0 | 0/0 |
| Gomez, Herculez | F | 5/4 | 288 | 1 | 0 | 2 | 0/0 |
| Gonzalez, Omar | D | 14/13 | 1172 | 0 | 0 | 0 | 0/0 |
| Goodson, Clarence | D | 10/10 | 878 | 2 | 0 | 4 | 1/0 |
| Guzan, Brad | GK | 4/3 | 315 | 0 | 0 | 0 | 0/0 |
| Holden, Stuart | M | 8/4 | 361 | 1 | 1 | 3 | 1/0 |
| Howard, Tim | GK | 12/12 | 1035 | 0 | 0 | 0 | 1/0 |
| Johannsson, Aron | F | 6/2 | 213 | 1 | 0 | 2 | 0/0 |
| Johnson, Eddie | F | 17/9 | 921 | 5 | 1 | 11 | 2/0 |
| Johnson, Fabian | D | 8/8 | 581 | 0 | 3 | 3 | 0/0 |
| Johnson, Sean | GK | 2/2 | 180 | 0 | 0 | 0 | 0/0 |
| Jones, Jermaine | M | 12/12 | 925 | 0 | 1 | 1 | 1/0 |
| Kljestan, Sacha | M | 7/3 | 319 | 0 | 0 | 0 | 1/0 |
| Lichaj, Eric | D | 2/0 | 29 | 0 | 0 | 0 | 0/0 |
| Morales, Alfredo | D | 1/0 | 17 | 0 | 0 | 0 | 0/0 |
| Morrow, Justin | D | 1/1 | 90 | 0 | 0 | 0 | 0/0 |
| Onyewu, Oguchi | D | 2/2 | 180 | 0 | 0 | 0 | 0/0 |
| Orozco, Michael | D | 6/5 | 466 | 2 | 0 | 4 | 0/0 |
| Parkhurst, Michael | D | 8/6 | 596 | 0 | 1 | 1 | 1/0 |
| Rimando, Nick | GK | 6/6 | 540 | 0 | 0 | 0 | 0/0 |
| Shea, Brek | F | 10/2 | 285 | 2 | 0 | 4 | 1/0 |
| Torres, Jose | M | 6/5 | 358 | 0 | 1 | 1 | 0/0 |
| Williams, Danny | M | 1/1 | 57 | 0 | 0 | 0 | 0/0 |
| Wondolowski, Chris | F | 9/4 | 365 | 6 | 1 | 13 | 0/0 |
| Wood, Bobby | F | 1/0 | 4 | 0 | 0 | 0 | 0/0 |
| Zusi, Graham | M | 12/9 | 728 | 2 | 2 | 6 | 2/0 |
| Own Goal | | | | 1 | | | |
| Totals | | 23/23 | 2070 | 51 | 39 | 141 | 22/0 |
| Opponent Totals | | 23/23 | 2070 | 23 | 16 | 62 | 20/0 |

GOALKEEPING STATISTICS

| Name | GP/GS | Min. | GF | GA | SO | GAA | W-L-T |
|------------------------|--------------|-------------|-----------|-----------|-----------|-------------|---------------|
| Guzan, Brad | 4/3 | 315 | 5 | 5 | 2 | 1.43 | 2-1-1 |
| Howard, Tim | 12/12 | 1035 | 20 | 14 | 5 | 1.22 | 7-3-1 |
| Johnson, Sean | 2/2 | 180 | 1 | 0 | 2 | 0.00 | 1-0-1 |
| Rimando, Nick | 6/6 | 540 | 25 | 4 | 2 | 0.67 | 6-0-0 |
| Totals | 23/23 | 2070 | 51 | 23 | 11 | 1.00 | 16-4-3 |
| Opponent Totals | 23/23 | 2070 | 23 | 51 | 4 | 2.22 | 4-16-3 |

2012 USMNT Final Statistics

Full International Record: 9-2-3

INDIVIDUAL STATISTICS

| Name | Pos. | GP/GS | Min. | G | A | Pts | Y/R |
|------------------------|------|--------------|-------------|------------|-----------|-----------|-------------|
| Agudelo, Juan | F | 1/0 | 28 | 0 | 1 | 1 | 0/0 |
| Altidore, Jozy | F | 7/3 | 313 | 0 | 1 | 1 | 0/0 |
| Beasley, DaMarcus | M | 1/0 | 45 | 0 | 0 | 0 | 0/0 |
| Beckerman, Kyle | M | 5/2 | 186 | 0 | 0 | 0 | 0/0 |
| Bocanegra, Carlos | D | 10/10 | 770 | 2 | 0 | 4 | 2/0 |
| Boyd, Terrence | F | 7/1 | 170 | 0 | 1 | 1 | 0/0 |
| Bradley, Michael | M | 9/9 | 810 | 2 | 2 | 6 | 2/0 |
| Buddle, Edson | F | 1/0 | 1 | 0 | 0 | 0 | 0/0 |
| Bunbury, Teal | F | 2/2 | 162 | 0 | 1 | 1 | 0/0 |
| Cameron, Geoff | D | 10/9 | 812 | 0 | 0 | 0 | 0/1 |
| Castillo, Edgar | M | 4/2 | 195 | 0 | 0 | 0 | 0/0 |
| Chandler, Timmy | D | 1/1 | 90 | 0 | 0 | 0 | 0/0 |
| Cherundolo, Steve | D | 9/9 | 781 | 0 | 0 | 0 | 0/0 |
| Clark, Ricardo | M | 2/1 | 95 | 1 | 0 | 2 | 0/0 |
| Corona, Joe | F | 3/0 | 26 | 0 | 0 | 0 | 0/0 |
| DeLaGarza, A.J. | D | 2/2 | 180 | 0 | 0 | 0 | 1/0 |
| Dempsey, Clint | F | 9/8 | 755 | 6 | 1 | 13 | 1/0 |
| Diskerd, Mix | M | 1/0 | 4 | 1 | 0 | 2 | 0/0 |
| Donovan, Landon | F | 6/6 | 476 | 3 | 1 | 7 | 0/0 |
| Edu, Maurice | M | 11/7 | 634 | 0 | 0 | 0 | 2/0 |
| Evans, Brad | M | 2/0 | 28 | 0 | 0 | 0 | 0/0 |
| Feilhaber, Benny | M | 1/1 | 61 | 0 | 0 | 0 | 0/0 |
| Gatt, Joshua | F | 1/1 | 62 | 0 | 0 | 0 | 0/0 |
| Gomez, Herculez | F | 11/10 | 785 | 3 | 0 | 6 | 0/0 |
| Goodson, Clarence | D | 7/6 | 568 | 0 | 0 | 0 | 3/0 |
| Gordon, Alan | F | 1/0 | 18 | 0 | 1 | 1 | 0/0 |
| Guzan, Brad | GK | 1/0 | 20 | 0 | 0 | 0 | 0/0 |
| Hamid, Bill | GK | 1/1 | 90 | 0 | 0 | 0 | 0/0 |
| Howard, Tim | GK | 12/12 | 1060 | 0 | 0 | 0 | 0/0 |
| Johnson, Eddie | M | 2/2 | 179 | 2 | 1 | 5 | 0/0 |
| Johnson, Fabian | D | 8/8 | 677 | 0 | 2 | 2 | 1/0 |
| Johnson, Sean | GK | 1/0 | 45 | 0 | 0 | 0 | 0/0 |
| Jones, Jermaine | M | 12/11 | 1002 | 1 | 3 | 5 | 7/0 |
| Kljestan, Sacha | M | 4/0 | 82 | 0 | 0 | 0 | 1/0 |
| Larentowicz, Jeff | M | 2/1 | 85 | 0 | 0 | 0 | 0/0 |
| Loyd, Zach | D | 2/1 | 59 | 0 | 0 | 0 | 1/0 |
| Onyewu, Oguchi | D | 4/1 | 181 | 0 | 0 | 0 | 0/0 |
| Orozco Fiscal, Michael | D | 1/0 | 14 | 1 | 0 | 2 | 0/0 |
| Parke, Jeff | D | 1/0 | 36 | 0 | 0 | 0 | 0/0 |
| Parkhurst, Michael | D | 6/4 | 389 | 0 | 0 | 0 | 0/0 |
| Pearce, Heath | D | 2/1 | 121 | 0 | 0 | 0 | 0/0 |
| Rimando, Nick | GK | 1/1 | 45 | 0 | 0 | 0 | 0/0 |
| Sapong, C.J. | F | 2/0 | 32 | 0 | 0 | 0 | 0/0 |
| Shea, Brek | M | 6/3 | 308 | 0 | 0 | 0 | 0/0 |
| Spector, Jonathan | D | 1/0 | 14 | 0 | 0 | 0 | 0/0 |
| Torres, Jose | M | 6/6 | 350 | 0 | 0 | 0 | 1/0 |
| Williams, Danny | M | 7/6 | 489 | 0 | 0 | 0 | 0/0 |
| Wondolowski, Chris | F | 3/1 | 94 | 0 | 0 | 0 | 0/0 |
| Zusi, Graham | M | 6/5 | 394 | 1 | 1 | 3 | 2/0 |
| TOTALS | | 14/14 | 1260 | 23 | 16 | 62 | 24/1 |
| Opponent Totals | | 14/14 | 1260 | 13* | 6 | 32 | 21/1 |

*Total includes U.S. own goal from Geoff Cameron on May 26, 2012, against Scotland.

GOALKEEPING STATISTICS

| Name | GP/GS | Min. | GF | GA | SO | GAA | W-L-T |
|------------------------|--------------|-------------|-----------|-----------|-----------|-------------|--------------|
| Guzan, Brad | 1/0 | 20 | 0 | 0 | 0 | 0.00 | 0-0-0 |
| Hamid, Bill | 1/1 | 90 | 1 | 0 | 1 | 0.00 | 1-0-0 |
| Howard, Tim | 12/12 | 1060 | 21 | 13 | 4 | 1.10 | 7-2-3 |
| Johnson, Sean | 1/0 | 45 | 0 | 0 | 0 | 0.00 | 0-0-0 |
| Rimando, Nick | 1/1 | 45 | 1 | 0 | 0 | 0.00 | 1-0-0 |
| TOTALS | 14/14 | 1260 | 23 | 13 | 6* | 0.93 | 9-2-3 |
| Opponent Totals | 14/14 | 1260 | 13 | 23 | 1 | 1.64 | 2-9-3 |

*Total includes shared Nick Rimando and Sean Johnson shared shutout on Jan. 25, 2012, against Panama.

2011 USMNT Final Statistics

Full International Record: 6-8-3

INDIVIDUAL STATISTICS

| Name | Pos. | GP/GS | Min. | G | A | Pts | Y/R |
|------------------------|------|--------------|-------------|-----------|-----------|-----------|-------------|
| Adu, Freddy | M | 2/1 | 110 | 0 | 1 | 1 | 0/0 |
| Agudelo, Juan | F | 14/6 | 683 | 1 | 2 | 4 | 0/0 |
| Alexander, Eric | M | 1/0 | 8 | 0 | 0 | 0 | 0/0 |
| Altidore, Jozy | F | 13/13 | 859 | 3 | 0 | 6 | 3/0 |
| Beasley, DaMarcus | M | 3/0 | 91 | 0 | 0 | 0 | 0/0 |
| Beckerman, Kyle | M | 6/5 | 469 | 0 | 0 | 0 | 0/0 |
| Bedoya, Alejandro | M | 7/4 | 382 | 0 | 0 | 0 | 1/0 |
| Bocanegra, Carlos | D | 15/14 | 1291 | 0 | 1 | 1 | 5/0 |
| Bornstein, Jonathan | D | 2/1 | 156 | 0 | 0 | 0 | 0/0 |
| Bradley, Michael | M | 13/10 | 991 | 1 | 3 | 5 | 1/0 |
| Buddle, Edson | F | 4/2 | 214 | 1 | 0 | 2 | 0/0 |
| Bunbury, Teal | F | 1/0 | 31 | 1 | 0 | 2 | 0/0 |
| Castillo, Edgar | D | 2/2 | 180 | 0 | 0 | 0 | 0/0 |
| Chandler, Timmy | D | 8/7 | 640 | 0 | 0 | 0 | 1/0 |
| Cherundolo, Steve | D | 13/12 | 1000 | 0 | 0 | 0 | 1/0 |
| Clark, Ricardo | M | 1/0 | 7 | 0 | 0 | 0 | 0/0 |
| DeMerit, Jay | D | 2/2 | 130 | 0 | 0 | 0 | 0/0 |
| Dempsey, Clint | M | 14/13 | 1215 | 5 | 2 | 12 | 1/0 |
| Diskerd, Mixx | M | 1/1 | 90 | 0 | 0 | 0 | 0/0 |
| Donovan, Landon | M | 10/8 | 790 | 1 | 2 | 4 | 3/0 |
| Edu, Maurice | M | 12/8 | 592 | 0 | 0 | 0 | 2/0 |
| Franklin, Sean | D | 1/1 | 90 | 0 | 0 | 0 | 0/0 |
| Gonzalez, Omar | D | 1/1 | 45 | 0 | 0 | 0 | 0/0 |
| Goodson, Clarence | D | 10/9 | 842 | 1 | 0 | 2 | 1/0 |
| Hahnemann, Marcus | GK | 1/1 | 45 | 0 | 0 | 0 | 0/0 |
| Howard, Tim | GK | 15/15 | 1350 | 0 | 0 | 0 | 0/0 |
| Johnson, Fabian | M | 2/1 | 80 | 0 | 0 | 0 | 0/0 |
| Johnson, Sean | GK | 1/0 | 45 | 0 | 0 | 0 | 0/0 |
| Jones, Jermaine | M | 12/8 | 701 | 1 | 0 | 2 | 3/0 |
| Kljestan, Sacha | M | 9/4 | 330 | 0 | 0 | 0 | 1/0 |
| Larentowicz, Jeff | M | 2/1 | 105 | 0 | 0 | 0 | 0/0 |
| Lichaj, Eric | D | 6/5 | 481 | 0 | 0 | 0 | 0/0 |
| Loyd, Zach | D | 1/1 | 72 | 0 | 0 | 0 | 1/0 |
| McCarty, Dax | M | 1/1 | 90 | 0 | 0 | 0 | 0/0 |
| Onyewu, Oguchi | D | 4/3 | 270 | 0 | 0 | 0 | 0/0 |
| Orozco Fiscal, Michael | D | 3/3 | 225 | 0 | 1 | 1 | 0/0 |
| Ream, Tim | D | 6/5 | 469 | 0 | 0 | 0 | 0/0 |
| Rimando, Nick | GK | 1/1 | 45 | 0 | 0 | 0 | 0/0 |
| Rogers, Robbie | M | 5/3 | 175 | 1 | 0 | 2 | 0/0 |
| Shea, Brek | F | 8/6 | 505 | 0 | 1 | 1 | 2/0 |
| Spector, Jonathan | D | 5/2 | 216 | 0 | 0 | 0 | 0/0 |
| Torres, Jose | M | 3/3 | 248 | 0 | 0 | 0 | 0/0 |
| Wallace, Anthony | D | 1/0 | 18 | 0 | 0 | 0 | 0/0 |
| Williams, Danny | M | 4/3 | 207 | 0 | 0 | 0 | 0/0 |
| Wondolowski, Chris | F | 5/2 | 206 | 0 | 0 | 0 | 0/0 |
| Wynne, Marvell | D | 1/0 | 45 | 0 | 0 | 0 | 0/0 |
| Yellidell, David | GK | 1/0 | 45 | 0 | 0 | 0 | 0/0 |
| TOTALS | | 17/17 | 1530 | 16 | 13 | 45 | 26/0 |
| Opponent Totals | | 17/17 | 1530 | 20 | 15 | 55 | 28/1 |

GOALKEEPING STATISTICS

| Name | GP/GS | Min. | GF | GA | SO | GAA | W-L-T |
|------------------------|--------------|-------------|-----------|-----------|----------|-------------|--------------|
| Hahnemann, Marcus | 1/1 | 45 | 0 | 1 | 0 | 2.00 | 0-1-0 |
| Howard, Tim | 15/15 | 1350 | 15 | 18 | 5 | 1.20 | 6-7-2 |
| Johnson, Sean | 1/0 | 45 | 1 | 1 | 0 | 2.00 | 0-0-1 |
| Rimando, Nick | 1/1 | 45 | 0 | 0 | 0 | 0.00 | 0-0-0 |
| Yellidell, David | 1/0 | 45 | 0 | 0 | 0 | 0.00 | 0-0-0 |
| TOTALS | 17/17 | 1530 | 16 | 20 | 5 | 1.18 | 6-8-3 |
| Opponent Totals | 17/17 | 1530 | 20 | 16 | 3 | 0.94 | 8-6-3 |

USMNT

MNT HISTORY

WORLD CUP HISTORY

PROGRAMS

COMPETITIONS

U.S. HISTORY & INFO

2010 USMNT Final Statistics

Full International Record: 5-5-4

INDIVIDUAL STATISTICS

| Name | Pos. | GP/GS | Min. | G | A | Pts | Y/R |
|---------------------|------|-------|------|---|---|-----|-----|
| Agbossoumonde, Gale | D | 1/0 | 4 | 0 | 0 | 0 | 0/0 |
| Agudelo, Juan | F | 1/0 | 30 | 1 | 0 | 2 | 0/0 |
| Altidore, Jozy | F | 9/8 | 750 | 2 | 1 | 5 | 3/0 |
| Beasley, DaMarcus | M | 4/1 | 126 | 0 | 1 | 1 | 1/0 |
| Beckerman, Kyle | M | 2/2 | 137 | 0 | 0 | 0 | 0/0 |
| Bedoya, Alejandro | M | 6/2 | 256 | 0 | 0 | 0 | 0/0 |
| Bocanegra, Carlos | D | 9/9 | 759 | 1 | 0 | 2 | 1/0 |
| Borchers, Nat | D | 1/0 | 24 | 0 | 0 | 0 | 0/0 |
| Bornstein, Jonathan | D | 10/8 | 696 | 0 | 0 | 0 | 0/0 |
| Bradley, Michael | M | 10/10 | 930 | 1 | 0 | 2 | 0/0 |
| Buddle, Edson | F | 5/3 | 208 | 2 | 1 | 5 | 0/0 |
| Bunbury, Teal | F | 1/0 | 45 | 0 | 0 | 0 | 0/0 |
| Cameron, Geoff | M | 1/0 | 5 | 0 | 0 | 0 | 0/0 |
| Carroll, Brian | M | 1/1 | 90 | 0 | 0 | 0 | 0/0 |
| Casey, Conor | F | 2/1 | 76 | 0 | 0 | 0 | 0/0 |
| Cherundolo, Steve | D | 8/7 | 705 | 0 | 2 | 2 | 2/0 |
| Ching, Brian | F | 2/0 | 90 | 1 | 1 | 3 | 0/0 |
| Clark, Ricardo | M | 4/4 | 255 | 0 | 0 | 0 | 2/0 |
| Conrad, Jimmy | D | 1/1 | 17 | 0 | 0 | 0 | 2/1 |
| Cunningham, Jeff | F | 2/1 | 68 | 0 | 0 | 0 | 0/0 |
| Davis, Brad | M | 2/1 | 75 | 0 | 1 | 1 | 0/0 |
| DeMerit, Jay | D | 7/7 | 639 | 0 | 0 | 0 | 1/0 |
| Dempsey, Clint | M | 8/7 | 696 | 2 | 1 | 5 | 1/0 |
| Diskerd, Mixx | M | 1/0 | 12 | 0 | 1 | 1 | 0/0 |
| Donovan, Landon | M | 8/8 | 706 | 3 | 3 | 9 | 0/0 |
| Edu, Maurice | M | 8/5 | 558 | 1 | 0 | 2 | 0/0 |
| Evans, Brad | D | 1/1 | 90 | 0 | 0 | 0 | 0/0 |
| Feilhaber, Benny | M | 8/4 | 425 | 0 | 0 | 0 | 0/0 |
| Findley, Robbie | F | 10/8 | 594 | 0 | 0 | 0 | 2/0 |
| Gaven, Eddie | M | 2/1 | 135 | 0 | 0 | 0 | 0/0 |
| Gomez, Herculez | F | 6/1 | 164 | 2 | 0 | 4 | 0/0 |
| Gonzalez, Omar | D | 1/1 | 90 | 0 | 0 | 0 | 0/0 |
| Goodson, Clarence | D | 9/6 | 540 | 1 | 1 | 3 | 0/0 |
| Guzan, Brad | GK | 4/3 | 315 | 0 | 0 | 0 | 0/0 |
| Hahnemann, Marcus | GK | 1/0 | 45 | 0 | 0 | 0 | 0/0 |
| Holden, Stuart | M | 6/4 | 286 | 0 | 1 | 1 | 0/0 |
| Howard, Tim | GK | 9/9 | 750 | 0 | 0 | 0 | 0/0 |
| Johnson, Eddie | F | 3/1 | 105 | 0 | 0 | 0 | 0/0 |
| Jones, Jermaine | M | 2/2 | 180 | 0 | 1 | 1 | 1/0 |
| Kljestan, Sacha | M | 4/2 | 240 | 1 | 0 | 2 | 0/0 |
| Lichaj, Eric | D | 2/1 | 135 | 0 | 0 | 0 | 1/0 |
| Marshall, Chad | D | 1/1 | 60 | 0 | 0 | 0 | 0/0 |
| McCarty, Dax | M | 2/0 | 26 | 0 | 0 | 0 | 0/0 |
| Onyewu, Oguchi | D | 7/5 | 443 | 1 | 0 | 2 | 0/0 |
| Parkhurst, Michael | D | 1/0 | 45 | 0 | 0 | 0 | 0/0 |
| Pause, Logan | M | 1/1 | 90 | 0 | 0 | 0 | 0/0 |
| Pearce, Heath | D | 5/2 | 276 | 0 | 1 | 1 | 1/0 |
| Perkins, Troy | GK | 1/1 | 90 | 0 | 0 | 0 | 0/0 |
| Ream, Tim | D | 1/1 | 66 | 0 | 0 | 0 | 0/0 |
| Rimando, Nick | GK | 1/1 | 90 | 0 | 0 | 0 | 0/0 |
| Rogers, Robbie | M | 4/3 | 250 | 0 | 0 | 0 | 0/0 |
| Shea, Brek | F | 1/1 | 45 | 0 | 0 | 0 | 0/0 |
| Spector, Jonathan | D | 5/4 | 315 | 0 | 0 | 0 | 0/0 |
| Torres, Jose | M | 4/3 | 180 | 0 | 0 | 0 | 1/0 |
| Wynne, Marvell | D | 1/1 | 90 | 0 | 0 | 0 | 0/0 |

| | | | | | | |
|------------------------|--------------|-------------|-----------|-----------|-----------|-------------|
| TOTALS | 14/14 | 1290 | 19 | 16 | 54 | 19/1 |
| Opponent Totals | 14/14 | 1290 | 21 | 14 | 56 | 24/1 |

GOALKEEPING STATISTICS

| Name | GP/GS | Min. | GF | GA | SO | GAA | W-L-T |
|-------------------|-------|------|----|----|----|------|-------|
| Guzan, Brad | 4/3 | 315 | 3 | 4 | 2 | 1.14 | 1-1-1 |
| Hahnemann, Marcus | 1/0 | 45 | 1 | 0 | 0 | 0.00 | 0-0-0 |
| Howard, Tim | 9/9 | 750 | 12 | 13 | 1 | 1.56 | 3-3-3 |
| Perkins, Troy | 1/1 | 90 | 1 | 3 | 0 | 3.00 | 0-1-0 |
| Rimando, Nick | 1/1 | 90 | 2 | 1 | 0 | 1.00 | 1-0-0 |

| | | | | | | | |
|------------------------|--------------|-------------|-----------|-----------|----------|-------------|--------------|
| TOTALS | 14/14 | 1290 | 19 | 21 | 3 | 1.47 | 5-5-4 |
| Opponent Totals | 14/14 | 1290 | 21 | 19 | 2 | 1.33 | 5-5-4 |

NOTE: Conrad sent off against Honduras on 01/23/10

2009 USMNT Final Statistics

Full International Record: 13-8-3

INDIVIDUAL STATISTICS

| Name | Pos. | GP/GS | Min. | G | A | Pts | Y/R |
|---------------------|------|-------|------|---|----|-----|-----|
| Adu, Freddy | F | 3/2 | 181 | 1 | 0 | 2 | 1/0 |
| Altidore, Jozy | F | 17/13 | 1079 | 6 | 0 | 12 | 2/0 |
| Arnaud, Davy | F | 5/4 | 335 | 1 | 1 | 3 | 2/0 |
| Beasley, DaMarcus | M | 7/5 | 440 | 0 | 0 | 0 | 0/0 |
| Beckerman, Kyle | M | 7/5 | 508 | 1 | 0 | 2 | 2/0 |
| Bocanegra, Carlos | D | 14/14 | 1200 | 1 | 0 | 2 | 2/0 |
| Bornstein, Jonathan | D | 13/11 | 992 | 1 | 0 | 2 | 2/0 |
| Bradley, Michael | M | 15/15 | 1315 | 4 | 0 | 8 | 3/1 |
| Califf, Danny | D | 2/2 | 180 | 0 | 0 | 0 | 1/0 |
| Carroll, Brian | M | 1/0 | 22 | 0 | 0 | 0 | 0/0 |
| Casey, Conor | F | 8/4 | 344 | 2 | 0 | 4 | 1/0 |
| Castillo, Edgar | M | 1/0 | 30 | 0 | 0 | 0 | 0/0 |
| Cherundolo, Steve | D | 6/5 | 423 | 0 | 1 | 1 | 0/0 |
| Ching, Brian | F | 11/10 | 795 | 1 | 1 | 3 | 0/0 |
| Clark, Colin | M | 1/1 | 75 | 0 | 0 | 0 | 0/0 |
| Clark, Ricardo | M | 11/10 | 812 | 1 | 0 | 2 | 0/1 |
| Conrad, Jimmy | D | 3/2 | 155 | 0 | 0 | 0 | 1/0 |
| Cooper, Kenny | F | 7/1 | 205 | 2 | 0 | 4 | 1/0 |
| Cronin, Sam | M | 2/1 | 100 | 0 | 0 | 0 | 0/0 |
| Cunningham, Jeff | F | 2/1 | 69 | 1 | 0 | 2 | 0/0 |
| Davies, Charlie | F | 13/9 | 745 | 3 | 2 | 8 | 0/0 |
| DeMerit, Jay | D | 7/6 | 560 | 0 | 0 | 0 | 1/0 |
| Dempsey, Clint | M | 14/14 | 1211 | 4 | 2 | 10 | 0/0 |
| Donovan, Landon | M | 15/15 | 1350 | 5 | 10 | 20 | 2/0 |
| Edu, Maurice | F | 1/0 | 1 | 0 | 0 | 0 | 0/0 |
| Evans, Brad | D | 3/1 | 129 | 0 | 0 | 0 | 1/0 |
| Feilhaber, Benny | M | 14/7 | 681 | 0 | 0 | 0 | 1/0 |
| Gaven, Eddie | M | 1/0 | 14 | 0 | 0 | 0 | 0/0 |
| Goodson, Clarence | D | 6/3 | 366 | 1 | 0 | 2 | 0/0 |
| Guzan, Brad | GK | 4/4 | 360 | 0 | 0 | 0 | 0/0 |
| Heaps, Jay | D | 4/4 | 388 | 0 | 0 | 0 | 2/1 |
| Hejduk, Frankie | D | 4/4 | 360 | 1 | 1 | 3 | 0/0 |
| Holden, Stuart | M | 11/9 | 757 | 2 | 3 | 7 | 0/0 |
| Howard, Tim | GK | 13/13 | 1170 | 0 | 0 | 0 | 1/0 |
| Ihemelu, Ugo | D | 1/0 | 9 | 0 | 0 | 0 | 0/0 |
| Johnson, Eddie | F | 2/0 | 75 | 0 | 0 | 0 | 0/0 |
| Kljestan, Sacha | M | 9/4 | 385 | 3 | 0 | 6 | 1/1 |
| Marshall, Chad | D | 6/6 | 570 | 0 | 0 | 0 | 0/0 |
| Mastroeni, Pablo | M | 3/3 | 197 | 0 | 0 | 0 | 0/0 |
| McCarty, Dax | M | 2/0 | 30 | 0 | 0 | 0 | 0/0 |
| Onyewu, Oguchi | D | 13/13 | 1170 | 0 | 1 | 1 | 2/0 |
| Parkhurst, Michael | D | 4/3 | 281 | 0 | 0 | 0 | 2/0 |
| Pause, Logan | M | 5/5 | 426 | 0 | 1 | 1 | 2/0 |
| Pearce, Heath | D | 7/7 | 630 | 0 | 1 | 1 | 1/0 |
| Perkins, Troy | GK | 6/6 | 570 | 0 | 0 | 0 | 0/0 |
| Quaranta, Santino | M | 4/2 | 194 | 1 | 0 | 2 | 0/0 |
| Robles, Luis | GK | 1/1 | 90 | 0 | 0 | 0 | 0/0 |
| Rogers, Robbie | M | 9/7 | 656 | 1 | 3 | 5 | 0/0 |
| Rolfe, Chris | F | 1/0 | 30 | 0 | 0 | 0 | 0/0 |
| Spector, Jonathan | D | 11/11 | 969 | 0 | 2 | 2 | 1/0 |
| Thorrington, John | M | 1/1 | 60 | 0 | 0 | 0 | 0/0 |
| Torres, Jose | M | 5/1 | 108 | 0 | 0 | 0 | 0/0 |
| Wingert, Chris | D | 1/0 | 12 | 0 | 0 | 0 | 0/0 |
| Wynne, Marvell | D | 2/2 | 180 | 0 | 0 | 0 | 0/0 |

| | | | | | |
|------------------------|--------------|-------------|-----------|--------------|-------------|
| TOTALS | 24/24 | 2190 | 43 | 29115 | 35/4 |
| Opponent Totals | 24/24 | 2190 | 36 | 28100 | 37/3 |

GOALKEEPING STATISTICS

| Name | GP/GS | Min. | GF | GA | SO | GAA | W-L-T |
|---------------|-------|------|----|----|----|------|-------|
| Guzan, Brad | 4/4 | 360 | 6 | 6 | 1 | 1.50 | 1-2-1 |
| Howard, Tim | 13/13 | 1170 | 22 | 20 | 4 | 1.54 | 7-5-1 |
| Perkins, Troy | 6/6 | 570 | 13 | 8 | 3 | 1.26 | 5-1-0 |
| Robles, Luis | 1/1 | 90 | 2 | 2 | 0 | 2.00 | 0-0-1 |

| | | | | | | | |
|------------------------|--------------|-------------|-----------|-----------|----------|-------------|---------------|
| TOTALS | 24/24 | 2190 | 43 | 36 | 8 | 1.48 | 13-8-3 |
| Opponent Totals | 24/24 | 2190 | 36 | 43 | 2 | 1.77 | 8-13-3 |

NOTE: R. Clark sent off against Italy on June 15, 2009;
Kljestan sent off against Brazil on June 18, 2009; Bradley sent off against Spain on June 24, 2009; Heaps sent off against Mexico on July 26, 2009

2008 & 2007 USMNT FINAL STATISTICS

47

2008 USMNT Final Statistics

Full International Record: 9-3-2

INDIVIDUAL STATISTICS

| Name | Pos. | GP/GS | Min. | G | A | Pts | Y/R |
|------------------------|------|-------|------|---|---|-----|-----|
| Adu, Freddy | F | 9/4 | 441 | 1 | 2 | 4 | 0/0 |
| Altidore, Jozy | F | 5/3 | 323 | 2 | 2 | 6 | 2/0 |
| Arnaud, Davy | M | 1/0 | 8 | 0 | 0 | 0 | 0/0 |
| Barrett, Chad | F | 1/0 | 5 | 0 | 0 | 0 | 0/0 |
| Beasley, DaMarcus | M | 10/8 | 755 | 2 | 2 | 6 | 0/0 |
| Bocanegra, Carlos | D | 9/9 | 810 | 2 | 1 | 5 | 0/0 |
| Bornstein, Jonathan | D | 1/1 | 90 | 0 | 0 | 0 | 0/0 |
| Bradley, Michael | M | 11/11 | 893 | 2 | 0 | 4 | 4/0 |
| Califf, Danny | D | 3/3 | 270 | 0 | 0 | 0 | 0/0 |
| Casey, Conor | F | 1/0 | 15 | 0 | 0 | 0 | 0/0 |
| Cherundolo, Steve | D | 8/8 | 581 | 0 | 1 | 1 | 4/1 |
| Ching, Brian | F | 7/6 | 480 | 4 | 1 | 9 | 0/0 |
| Clark, Ricardo | M | 6/5 | 449 | 0 | 0 | 0 | 2/0 |
| Conrad, Jimmy | D | 1/1 | 45 | 0 | 0 | 0 | 0/0 |
| Convey, Bobby | M | 1/1 | 69 | 0 | 0 | 0 | 0/0 |
| Cooper, Kenny | F | 1/1 | 75 | 1 | 0 | 2 | 0/0 |
| Corrales, Ramiro | D | 2/2 | 180 | 0 | 0 | 0 | 1/0 |
| Davies, Charlie | F | 1/0 | 22 | 1 | 0 | 2 | 0/0 |
| Davis, Brad | M | 1/1 | 71 | 0 | 0 | 0 | 0/0 |
| DeMerit, Jay | D | 3/1 | 148 | 0 | 0 | 0 | 0/0 |
| Dempsey, Clint | F | 10/10 | 765 | 4 | 1 | 9 | 1/0 |
| Donovan, Landon | M | 9/9 | 763 | 3 | 5 | 11 | 0/0 |
| Edu, Maurice | M | 8/3 | 443 | 0 | 0 | 0 | 1/0 |
| Feilhaber, Benny | M | 2/0 | 34 | 0 | 0 | 0 | 0/0 |
| Goodson, Clarence | D | 2/1 | 135 | 0 | 0 | 0 | 0/0 |
| Guzan, Brad | GK | 7/5 | 540 | 0 | 0 | 0 | 0/0 |
| Hejduk, Frankie | D | 6/2 | 297 | 0 | 0 | 0 | 1/0 |
| Howard, Tim | GK | 8/8 | 720 | 0 | 0 | 0 | 1/0 |
| Jaqua, Nate | F | 1/0 | 2 | 0 | 0 | 0 | 0/0 |
| Johnson, Eddie | F | 6/4 | 375 | 1 | 0 | 2 | 0/0 |
| Kljestan, Sacha | M | 8/5 | 485 | 0 | 2 | 2 | 1/0 |
| Lewis, Eddie | M | 9/3 | 339 | 2 | 0 | 4 | 0/0 |
| Mastroeni, Pablo | M | 5/4 | 267 | 0 | 1 | 1 | 4/1 |
| Moor, Drew | D | 3/3 | 270 | 0 | 1 | 1 | 1/0 |
| Noonan, Pat | F | 1/1 | 62 | 0 | 1 | 1 | 0/0 |
| Onyewu, Oguchi | D | 10/10 | 842 | 3 | 1 | 7 | 2/0 |
| Orozco Fiscal, Michael | D | 1/1 | 90 | 0 | 0 | 0 | 0/0 |
| Parkhurst, Michael | D | 2/1 | 135 | 0 | 0 | 0 | 0/0 |
| Pearce, Heath | D | 11/11 | 945 | 0 | 2 | 2 | 1/0 |
| Robinson, Eddie | D | 1/1 | 45 | 1 | 0 | 2 | 0/0 |
| Rolfe, Chris | F | 3/0 | 56 | 0 | 0 | 0 | 0/0 |
| Spector, Jonathan | D | 1/0 | 19 | 0 | 0 | 0 | 0/0 |
| Szetela, Danny | M | 2/1 | 72 | 0 | 0 | 0 | 0/0 |
| Thorrington, John | M | 2/1 | 102 | 0 | 0 | 0 | 0/0 |
| Torres, Jose | M | 2/1 | 106 | 0 | 0 | 0 | 0/0 |
| Twellman, Taylor | F | 1/1 | 45 | 0 | 0 | 0 | 0/0 |
| White, Jeremiah | M | 1/0 | 10 | 0 | 0 | 0 | 0/0 |
| Wolff, Josh | F | 3/1 | 116 | 0 | 0 | 0 | 1/0 |

| | | | | | | |
|------------------------|-----------|-------------|-----------|-----------|-----------|-------------|
| TOTALS | 14 | 1260 | 30 | 23 | 83 | 27/2 |
| Opponent Totals | 14 | 1260 | 8 | 6 | 22 | 27/3 |

GOALKEEPING STATISTICS

| Name | GP/GS | Min. | GF / GA / SO | GAA | W-L-T |
|-------------|-------|------|--------------|------|-------|
| Guzan, Brad | 7/5 | 540 | 14 / 4 / 4 | 0.67 | 4-2-0 |
| Howard, Tim | 9/9 | 720 | 16 / 4 / 5 | 0.50 | 5-1-2 |

| | | | | | |
|------------------------|-----------|-------------|-------------------|-------------|--------------|
| TOTALS | 14 | 1260 | 30 / 8 / 9 | 0.57 | 9-3-2 |
| Opponent Totals | 14 | 1260 | 8 / 30 / 2 | 2.14 | 3-9-2 |

NOTE: U.S. goal total includes own goal by Barbados on June 15, 2008; Mastroeni sent off against Argentina on June 8, 2008; Cherundolo sent off against Guatemala on Aug. 20, 2008

2007 USMNT Final Statistics

Full International Record: 12-5-1

INDIVIDUAL STATISTICS

| Name | Pos. | GP/GS | Min. | G | A | Pts | Y/R |
|---------------------|------|-------|------|---|---|-----|-----|
| Adu, Freddy | F | 2/1 | 86 | 0 | 0 | 0 | 0/0 |
| Albright, Chris | D | 2/2 | 129 | 0 | 0 | 0 | 1/0 |
| Altidore, Jozy | F | 1/0 | 26 | 0 | 0 | 0 | 0/0 |
| Arnaud, Davy | M | 1/0 | 5 | 0 | 0 | 0 | 0/0 |
| Barrett, Wade | D | 1/0 | 17 | 0 | 0 | 0 | 0/0 |
| Beasley, DaMarcus | M | 11/11 | 896 | 3 | 3 | 9 | 2/0 |
| Beckerman, Kyle | M | 3/1 | 107 | 0 | 0 | 0 | 0/0 |
| Bocanegra, Carlos | D | 11/11 | 930 | 2 | 0 | 4 | 6/0 |
| Bornstein, Jonathan | D | 12/11 | 968 | 1 | 0 | 2 | 4/0 |
| Boswell, Bobby | D | 2/2 | 178 | 0 | 0 | 0 | 0/0 |
| Bradley, Michael | M | 12/10 | 940 | 1 | 0 | 2 | 2/1 |
| Califf, Danny | D | 5/1 | 208 | 0 | 0 | 0 | 0/0 |
| Carroll, Brian | M | 2/0 | 17 | 0 | 0 | 0 | 1/0 |
| Cherundolo, Steve | D | 5/5 | 394 | 1 | 1 | 3 | 0/0 |
| Ching, Brian | F | 5/3 | 260 | 1 | 2 | 4 | 1/0 |
| Clark, Ricardo | M | 9/6 | 577 | 1 | 1 | 3 | 0/0 |
| Conrad, Jimmy | D | 6/6 | 540 | 1 | 0 | 2 | 0/0 |
| Convey, Bobby | M | 3/1 | 156 | 0 | 0 | 0 | 0/0 |
| Cooper, Kenny | F | 2/0 | 60 | 1 | 0 | 2 | 1/0 |
| Davies, Charlie | F | 3/0 | 58 | 0 | 0 | 0 | 0/0 |
| DeMerit, Jay | D | 6/4 | 359 | 0 | 0 | 0 | 1/0 |
| Dempsey, Clint | M/F | 13/13 | 1048 | 3 | 2 | 8 | 0/0 |
| Donovan, Landon | F/M | 12/11 | 972 | 9 | 4 | 22 | 1/0 |
| Edu, Maurice | M | 2/2 | 180 | 0 | 1 | 1 | 1/0 |
| Feilhaber, Benny | M | 14/13 | 877 | 2 | 1 | 5 | 3/0 |
| Findley, Robbie | F | 1/0 | 1 | 0 | 0 | 0 | 0/0 |
| Gaven, Eddie | M | 2/0 | 74 | 0 | 0 | 0 | 0/0 |
| Gomez, Herculez | F | 2/0 | 67 | 0 | 0 | 0 | 0/0 |
| Gros, Josh | D | 1/0 | 23 | 0 | 0 | 0 | 0/0 |
| Guzan, Brad | GK | 3/1 | 180 | 0 | 0 | 0 | 0/0 |
| Hahnemann, Marcus | GK | 1/1 | 45 | 0 | 0 | 0 | 0/0 |
| Hejduk, Frankie | D | 3/3 | 270 | 1 | 0 | 2 | 3/0 |
| Hill, Kamani | F | 2/0 | 44 | 0 | 0 | 0 | 0/0 |
| Howard, Tim | GK | 10/10 | 810 | 0 | 0 | 0 | 1/0 |
| Jaqua, Nate | F | 1/1 | 45 | 0 | 0 | 0 | 0/0 |
| Johnson, Eddie | F | 11/8 | 652 | 2 | 0 | 4 | 0/0 |
| Keller, Kasey | GK | 6/5 | 495 | 0 | 0 | 0 | 0/0 |
| Kljestan, Sacha | M | 4/3 | 260 | 0 | 1 | 1 | 1/0 |
| Lewis, Eddie | D | 1/1 | 83 | 0 | 0 | 0 | 0/0 |
| Mapp, Justin | M | 7/4 | 406 | 0 | 2 | 2 | 1/0 |
| Marsch, Jesse | M | 1/0 | 11 | 0 | 0 | 0 | 0/0 |
| Mastroeni, Pablo | M | 7/7 | 533 | 0 | 0 | 0 | 3/0 |
| Moor, Drew | D | 2/2 | 180 | 0 | 0 | 0 | 1/0 |
| Mullan, Brian | M | 2/0 | 34 | 0 | 0 | 0 | 0/0 |
| Namoff, Brian | D | 1/0 | 28 | 0 | 0 | 0 | 0/0 |
| Nguyen, Lee | M | 3/0 | 41 | 0 | 0 | 0 | 0/0 |
| Olsen, Ben | M | 2/2 | 131 | 0 | 0 | 0 | 0/0 |
| Onyewu, Oguchi | D | 11/11 | 928 | 1 | 0 | 2 | 5/1 |
| Parkhurst, Michael | D | 2/2 | 180 | 0 | 0 | 0 | 0/0 |
| Pearce, Heath | D | 5/3 | 342 | 0 | 1 | 1 | 0/0 |
| Ralston, Steve | M | 3/1 | 130 | 0 | 0 | 0 | 0/0 |
| Razov, Ante | F | 1/1 | 65 | 0 | 0 | 0 | 0/0 |
| Reis, Matt | GK | 1/1 | 90 | 0 | 0 | 0 | 0/0 |
| Rolfe, Chris | F/M | 2/2 | 136 | 0 | 0 | 0 | 0/0 |
| Simek, Frank | D | 5/2 | 226 | 0 | 0 | 0 | 1/0 |
| Spector, Jonathan | D | 8/5 | 470 | 0 | 0 | 0 | 0/0 |
| Szetela, Danny | M | 1/0 | 7 | 0 | 0 | 0 | 0/0 |
| Twellman, Taylor | F | 10/5 | 481 | 1 | 2 | 4 | 0/0 |
| Wolff, Josh | F | 1/1 | 69 | 0 | 0 | 0 | 0/0 |
| Wynne, Marvell | D | 1/1 | 90 | 0 | 0 | 0 | 0/0 |
| Zizzo, Sal | M | 1/0 | 15 | 0 | 0 | 0 | 0/0 |

| | | | | | | |
|------------------------|-----------|-------------|-----------|-----------|-----------|-------------|
| TOTALS | 18 | 1620 | 31 | 21 | 83 | 40/2 |
| Opponent Totals | 18 | 1620 | 19 | 12 | 50 | 37/2 |

GOALKEEPING STATISTICS

| Name | GP/GS | Min. | GF / GA / SO | GAA | W-L-T |
|-------------------|-------|------|--------------|------|-------|
| Guzan, Brad | 3/1 | 180 | 1 / 1 / 0 | 0.50 | 1-1-0 |
| Hahnemann, Marcus | 1/1 | 45 | 0 / 0 / 0 | 0.00 | 0-0-0 |
| Howard, Tim | 10/10 | 810 | 19 / 9 / 3 | 1.00 | 8-2-0 |
| Keller, Kasey | 6/5 | 495 | 8 / 8 / 2 | 1.45 | 2-2-1 |
| Reis, Matt | 1/1 | 90 | 3 / 1 / 0 | 1.00 | 1-0-0 |

| | | | | | |
|------------------------|-----------|-------------|--------------------|-------------|---------------|
| TOTALS | 18 | 1620 | 31 / 19 / 7 | 1.06 | 12-5-1 |
| Opponent Totals | 18 | 1620 | 19 / 31 / 1 | 1.72 | 5-12-1 |

NOTE: Onyewu sent off against Guatemala on June 7, 2007; Bradley sent off against Canada on June 21, 2007; Hahnemann & Guzan combined for shutout against Switzerland on Oct. 17, 2007; Howard & Guzan combined for shutout against South Africa on Nov. 17, 2007

USMNT MNT HISTORY WORLD CUP HISTORY PROGRAMS COMPETITIONS U.S. HISTORY & INFO

2006 USMNT Final Statistics

Full International Record: 6-4-3

INDIVIDUAL STATISTICS

| Name | Pos. | GP/GS | Min. | G | A | Pts | Y/R |
|-------------------|------|-------|------|---|---|-----|-----|
| Adu, Freddy | M | 1/0 | 10 | 0 | 0 | 0 | 1/0 |
| Albright, Chris | D | 2/2 | 180 | 0 | 0 | 0 | 1/0 |
| Beasley, DaMarcus | M | 7/5 | 485 | 0 | 1 | 1 | 1/0 |
| Berhalter, Gregg | D | 2/2 | 135 | 0 | 0 | 0 | 0/0 |
| Bocanegra, Carlos | D | 4/3 | 306 | 0 | 0 | 0 | 3/1 |
| Boswell, Bobby | D | 1/0 | 15 | 0 | 0 | 0 | 0/0 |
| Bradley, Michael | M | 2/0 | 10 | 0 | 0 | 0 | 0/0 |
| Carroll, Brian | M | 2/0 | 40 | 0 | 0 | 0 | 0/0 |
| Cherundolo, Steve | D | 7/7 | 555 | 1 | 1 | 3 | 1/0 |
| Ching, Brian | F | 9/5 | 421 | 2 | 0 | 4 | 0/0 |
| Conrad, Jimmy | D | 9/8 | 759 | 0 | 0 | 0 | 0/0 |
| Convey, Bobby | M | 8/4 | 402 | 0 | 1 | 1 | 0/0 |
| Dempsey, Clint | M | 9/7 | 609 | 4 | 1 | 9 | 0/0 |
| Donovan, Landon | M | 11/10 | 925 | 0 | 3 | 3 | 1/0 |
| Dunivant, Todd | D | 2/2 | 179 | 0 | 2 | 2 | 0/0 |
| Gibbs, Cory | D | 2/2 | 166 | 0 | 0 | 0 | 0/0 |
| Guzan, Brad | GK | 1/1 | 79 | 0 | 0 | 0 | 0/0 |
| Hartman, Kevin | GK | 2/2 | 180 | 0 | 0 | 0 | 0/0 |
| Hejduk, Frankie | D | 4/4 | 300 | 0 | 0 | 0 | 0/0 |
| Howard, Tim | GK | 2/1 | 135 | 0 | 0 | 0 | 0/0 |
| Ihemelu, Ugo | D | 1/0 | 8 | 0 | 0 | 0 | 0/0 |
| Jaqua, Nate | F | 1/0 | 24 | 0 | 0 | 0 | 0/0 |
| Johnson, Eddie | F | 11/4 | 586 | 1 | 1 | 3 | 0/0 |
| Keller, Kasey | GK | 7/7 | 585 | 0 | 1 | 1 | 0/0 |
| Klein, Chris | M | 6/2 | 303 | 2 | 2 | 6 | 1/0 |
| Lewis, Eddie | D | 5/4 | 351 | 0 | 0 | 0 | 1/0 |
| Martino, Kyle | M | 1/0 | 11 | 0 | 0 | 0 | 0/0 |
| Mastroeni, Pablo | M | 7/5 | 445 | 0 | 0 | 0 | 0/1 |
| McBride, Brian | F | 5/5 | 428 | 1 | 0 | 2 | 0/0 |
| Meola, Tony | GK | 1/1 | 90 | 0 | 0 | 0 | 0/0 |
| Noonan, Pat | F/M | 3/3 | 228 | 0 | 1 | 1 | 0/0 |
| O'Brien, John | M | 4/2 | 179 | 0 | 0 | 0 | 0/0 |
| Olsen, Ben | M | 8/4 | 395 | 2 | 0 | 4 | 2/0 |
| Onyewu, Oguchi | D | 6/6 | 523 | 0 | 0 | 0 | 1/0 |
| Pearce, Heath | D | 4/2 | 195 | 0 | 0 | 0 | 1/0 |
| Pope, Eddie | D | 9/9 | 758 | 2 | 0 | 4 | 4/1 |
| Quaranta, Santino | M | 2/0 | 41 | 0 | 0 | 0 | 1/0 |
| Ralston, Steve | M | 1/1 | 54 | 0 | 0 | 0 | 0/0 |
| Reis, Matt | GK | 1/1 | 90 | 0 | 0 | 0 | 0/0 |
| Reyna, Claudio | M | 4/4 | 234 | 0 | 0 | 0 | 1/0 |
| Rolfe, Chris | F | 3/1 | 101 | 0 | 1 | 1 | 1/0 |
| Twellman, Taylor | F | 6/5 | 370 | 4 | 3 | 11 | 0/0 |
| Wells, Zach | GK | 1/0 | 11 | 0 | 0 | 0 | 0/0 |
| Wolff, Josh | F | 10/8 | 451 | 0 | 0 | 0 | 0/0 |
| Zavagnin, Kerry | M | 6/5 | 419 | 0 | 0 | 0 | 1/0 |

| | | | | | | |
|------------------------|-----------|-------------|-----------|-----------|-----------|-------------|
| TOTALS | 13 | 1170 | 20 | 18 | 58 | 22/3 |
| Opponent Totals | 13 | 1170 | 14 | 10 | 38 | 30/1 |

GOALKEEPING STATISTICS

| Name | GP/GS | Min. | GF | GA | SO | GAA | W-L-T |
|----------------|-------|------|----|----|----|------|-------|
| Guzan, Brad | 1/1 | 79 | 4 | 0 | 0 | 0.00 | 1-0-0 |
| Hartman, Kevin | 2/2 | 180 | 8 | 2 | 1 | 1.00 | 2-0-0 |
| Howard, Tim | 2/1 | 135 | 3 | 0 | 1 | 0.00 | 2-0-0 |
| Keller, Kasey | 7/7 | 585 | 4 | 1 | 1 | 1.69 | 1-4-1 |
| Meola, Tony | 1/1 | 90 | 1 | 1 | 0 | 1.00 | 0-0-1 |
| Reis, Matt | 1/1 | 90 | 0 | 0 | 1 | 0.00 | 0-0-1 |
| Wells, Zach | 1/0 | 11 | 0 | 0 | 0 | 0.00 | 0-0-0 |

| | | | | | | | |
|------------------------|-----------|-------------|-----------|-----------|----------|-------------|--------------|
| TOTALS | 13 | 1170 | 20 | 14 | 6 | 1.08 | 6-4-3 |
| Opponent Totals | 13 | 1170 | 14 | 20 | 3 | 1.54 | 4-6-3 |

NOTE: U.S. goal total includes own goal by Italy on June 17, 2006; Bocanegra sent off against Venezuela on May 26, 2006; Mastroeni & Pope sent off against Italy on June 17, 2006; Guzan & Wells combined for shutout against Guatemala on Feb. 19; Keller & Howard combined for shutout against Poland on March 1, 2006

2005 USMNT Final Statistics

Full International Record: 13-3-4

INDIVIDUAL STATISTICS

| Name | Pos. | GP/GS | Min. | G | A | Pts | Y/R |
|-------------------|------|-------|------|---|---|-----|-----|
| Albright, Chris | D/M | 7/6 | 521 | 0 | 1 | 1 | 0/0 |
| Armas, Chris | M | 8/5 | 546 | 0 | 1 | 1 | 0/0 |
| Beasley, DaMarcus | M | 13/11 | 1023 | 4 | 4 | 12 | 2/0 |
| Berhalter, Gregg | D | 6/4 | 369 | 0 | 0 | 0 | 2/0 |
| Bocanegra, Carlos | D | 8/7 | 605 | 1 | 1 | 3 | 2/0 |
| Borchers, Nat | D | 2/1 | 95 | 0 | 0 | 0 | 1/0 |
| Busch, Jon | GK | 1/1 | 90 | 0 | 0 | 0 | 0/0 |
| Califf, Danny | D | 1/1 | 90 | 0 | 0 | 0 | 0/0 |
| Cannon, Joe | GK | 1/1 | 45 | 0 | 0 | 0 | 0/0 |
| Carroll, Brian | M | 2/2 | 180 | 0 | 0 | 0 | 0/0 |
| Casey, Conor | F | 2/1 | 75 | 0 | 0 | 0 | 0/0 |
| Cherundolo, Steve | D | 10/10 | 826 | 0 | 1 | 1 | 0/0 |
| Ching, Brian | F | 6/4 | 385 | 0 | 0 | 0 | 0/0 |
| Clark, Ricardo | M | 1/0 | 23 | 0 | 0 | 0 | 0/0 |
| Conrad, Jimmy | D | 8/6 | 626 | 0 | 0 | 0 | 0/0 |
| Convey, Bobby | D/M | 7/4 | 396 | 0 | 1 | 1 | 2/1 |
| Cunningham, Jeff | F | 2/1 | 57 | 0 | 0 | 0 | 1/0 |
| Davis, Brad | M | 2/1 | 112 | 0 | 0 | 0 | 1/0 |
| Dempsey, Clint | M | 13/8 | 789 | 2 | 1 | 5 | 1/0 |
| Donovan, Landon | M/F | 15/12 | 1169 | 6 | 6 | 18 | 1/0 |
| Gaven, Eddie | M | 2/1 | 60 | 0 | 0 | 0 | 0/0 |
| Gibbs, Cory | D/M | 3/3 | 270 | 0 | 0 | 0 | 0/0 |
| Hahnemann, Marcus | GK | 2/2 | 180 | 0 | 0 | 0 | 0/0 |
| Hartman, Kevin | GK | 1/0 | 45 | 0 | 0 | 0 | 0/0 |
| Hejduk, Frankie | D | 7/5 | 573 | 0 | 0 | 0 | 3/0 |
| Howard, Tim | GK | 2/2 | 180 | 0 | 0 | 0 | 0/0 |
| Johnson, Eddie | F | 6/5 | 460 | 3 | 1 | 7 | 0/0 |
| Keller, Kasey | GK | 14/14 | 1290 | 0 | 0 | 0 | 0/0 |
| Kotschau, Ritchie | D | 1/1 | 90 | 0 | 0 | 0 | 1/0 |
| Lewis, Eddie | M/D | 6/6 | 524 | 2 | 0 | 4 | 1/0 |
| Mapp, Justin | F | 1/1 | 57 | 0 | 0 | 0 | 0/0 |
| Marshall, Chad | D | 4/4 | 360 | 1 | 0 | 2 | 1/0 |
| Martino, Kyle | M | 4/1 | 119 | 1 | 0 | 2 | 0/0 |
| Mastroeni, Pablo | D/M | 11/10 | 827 | 0 | 0 | 0 | 4/0 |
| Mathis, Clint | M | 2/2 | 129 | 1 | 1 | 3 | 1/0 |
| McBride, Brian | F | 7/6 | 529 | 3 | 1 | 7 | 0/0 |
| Mullan, Brian | M/D | 1/1 | 90 | 0 | 0 | 0 | 0/0 |
| Noonan, Pat | F/M | 9/5 | 447 | 1 | 0 | 2 | 1/0 |
| O'Brien, John | M | 7/6 | 483 | 1 | 0 | 2 | 0/0 |
| Olsen, Ben | M | 5/2 | 250 | 0 | 0 | 0 | 0/1 |
| Onyewu, Oguchi | D | 9/9 | 840 | 1 | 1 | 3 | 2/0 |
| Pearce, Heath | M | 1/0 | 14 | 0 | 0 | 0 | 0/0 |
| Pope, Eddie | D | 7/7 | 486 | 0 | 0 | 0 | 2/0 |
| Quaranta, Santino | M | 9/3 | 411 | 0 | 1 | 1 | 0/0 |
| Ralston, Steve | M | 15/12 | 1067 | 2 | 3 | 7 | 0/0 |
| Reyna, Claudio | M | 3/3 | 270 | 0 | 1 | 1 | 1/0 |
| Rolfe, Chris | F | 1/0 | 33 | 0 | 0 | 0 | 0/0 |
| Sanneh, Tony | D | 2/2 | 180 | 0 | 0 | 0 | 1/0 |
| Simms, Clyde | M | 1/0 | 1 | 0 | 0 | 0 | 0/0 |
| Spector, Jonathan | D | 2/2 | 180 | 0 | 0 | 0 | 0/0 |
| Twellman, Taylor | F | 5/3 | 269 | 1 | 0 | 2 | 0/1 |
| Vanney, Greg | D | 5/5 | 480 | 0 | 0 | 0 | 1/0 |
| Wolff, Josh | F | 10/7 | 542 | 2 | 0 | 4 | 0/0 |
| Zavagnin, Kerry | M | 5/4 | 321 | 0 | 0 | 0 | 0/0 |

| | | | | | | |
|------------------------|-----------|-------------|-----------|-----------|-----------|-------------|
| TOTALS | 20 | 1830 | 33 | 25 | 91 | 32/3 |
| Opponent Totals | 20 | 1830 | 12 | 8 | 32 | 35/5 |

GOALKEEPING STATISTICS

| Name | GP/GS | Min. | GF | GA | SO | GAA | W-L-T |
|-------------------|-------|------|----|----|----|------|-------|
| Busch, Jon | 1/1 | 90 | 3 | 0 | 1 | 0.00 | 1-0-0 |
| Cannon, Joe | 1/1 | 45 | 1 | 0 | 0 | 0.00 | 1-0-0 |
| Hahnemann, Marcus | 2/2 | 180 | 4 | 1 | 1 | 0.50 | 1-0-1 |
| Hartman, Kevin | 1/0 | 45 | 0 | 0 | 0 | 0.00 | 0-0-0 |
| Howard, Tim | 2/2 | 180 | 2 | 3 | 1 | 1.50 | 1-1-0 |
| Keller, Kasey | 14/14 | 1290 | 23 | 8 | 8 | 0.56 | 9-2-3 |

| | | | | | | | |
|------------------------|-----------|-------------|-----------|-----------|-----------|-------------|---------------|
| TOTALS | 20 | 1830 | 33 | 12 | 12 | 0.59 | 13-3-4 |
| Opponent Totals | 20 | 1830 | 12 | 33 | 2 | 1.62 | 3-13-4 |

NOTE: U.S. goal totals include own goal by Canada on July 9, 2005; Twellman sent off against Colombia on March 9, 2005; Olsen sent off against Jamaica on July 16, 2005; Convey sent off against Costa Rica on Aug. 17, 2005

2004 USMNT Final Statistics

Full International Record: 8-1-6

INDIVIDUAL STATISTICS

| Name | Pos. | GP/GS | Min. | G | A | Pts | Y/R |
|--------------------|------|-------|------|---|---|-----|-----|
| Albright, Chris | D/M | 4/2 | 258 | 0 | 0 | 0 | 0/0 |
| Armas, Chris | M | 8/8 | 615 | 0 | 0 | 0 | 0/0 |
| Beasley, DaMarcus | M | 14/13 | 1170 | 4 | 0 | 8 | 1/0 |
| Berhalter, Gregg | D | 4/4 | 360 | 0 | 0 | 0 | 0/0 |
| Bocanegra, Carlos | D | 10/9 | 830 | 1 | 3 | 5 | 0/0 |
| Califf, Danny | D | 1/0 | 16 | 1 | 0 | 2 | 0/0 |
| Casey, Conor | F | 6/6 | 391 | 0 | 1 | 1 | 2/0 |
| Cherundolo, Steve | D | 6/5 | 389 | 0 | 2 | 2 | 0/0 |
| Ching, Brian | F | 4/2 | 222 | 2 | 0 | 4 | 0/0 |
| Convey, Bobby | D/M | 9/7 | 717 | 0 | 1 | 1 | 2/0 |
| Corrales, Ramiro | D/M | 1/1 | 65 | 0 | 0 | 0 | 0/0 |
| Dempsey, Clint | M | 1/0 | 25 | 0 | 0 | 0 | 0/0 |
| Donovan, Landon | M/F | 14/14 | 1243 | 5 | 6 | 15 | 0/0 |
| Friedel, Brad | GK | 1/1 | 90 | 0 | 0 | 0 | 0/0 |
| Garcia, Nick | D | 1/1 | 90 | 0 | 0 | 0 | 0/0 |
| Gaven, Eddie | M | 1/0 | 9 | 0 | 0 | 0 | 0/0 |
| Gibbs, Cory | D/M | 7/6 | 559 | 0 | 0 | 0 | 2/0 |
| Hartman, Kevin | GK | 1/0 | 45 | 0 | 0 | 0 | 0/0 |
| Hejduk, Frankie | D/M | 8/7 | 636 | 0 | 0 | 0 | 2/0 |
| Howard, Tim | GK | 3/3 | 270 | 0 | 0 | 0 | 0/0 |
| Johnson, Eddie | F | 3/1 | 133 | 5 | 0 | 10 | 0/0 |
| Jones, Cobi | M | 4/0 | 82 | 1 | 0 | 2 | 0/0 |
| Keller, Kasey | GK | 8/8 | 720 | 0 | 0 | 0 | 0/0 |
| Kirovski, Jovan | F | 3/0 | 86 | 0 | 0 | 0 | 0/0 |
| Klein, Chris | M | 2/1 | 102 | 0 | 0 | 0 | 0/0 |
| Lewis, Eddie | M | 7/2 | 249 | 1 | 2 | 4 | 1/0 |
| Mastroeni, Pablo | D/M | 7/5 | 459 | 0 | 1 | 1 | 1/0 |
| Mathis, Clint | F | 6/3 | 251 | 0 | 0 | 0 | 0/0 |
| McBride, Brian | F | 11/9 | 747 | 3 | 0 | 6 | 0/0 |
| Mullan, Brian | M | 1/0 | 19 | 0 | 0 | 0 | 0/0 |
| Mulrooney, Richard | D/M | 2/1 | 87 | 0 | 0 | 0 | 0/0 |
| Noonan, Pat | F | 1/0 | 16 | 0 | 0 | 0 | 0/0 |
| Onyewu, Oguchi | D | 2/1 | 77 | 0 | 0 | 0 | 2/1 |
| Pope, Eddie | D | 9/9 | 789 | 1 | 0 | 2 | 2/0 |
| Ralston, Steve | M | 3/3 | 211 | 0 | 0 | 0 | 1/0 |
| Razov, Ante | F | 2/1 | 86 | 0 | 0 | 0 | 0/0 |
| Reyna, Claudio | M | 8/8 | 690 | 0 | 3 | 3 | 1/0 |
| Sanneh, Tony | D/M | 4/3 | 242 | 1 | 0 | 2 | 0/0 |
| Spector, Jonathan | D | 1/0 | 14 | 0 | 0 | 0 | 0/0 |
| Stewart, Earnie | M | 4/1 | 124 | 0 | 1 | 1 | 0/0 |
| Twellman, Taylor | F | 2/0 | 28 | 0 | 1 | 1 | 0/0 |
| Vanney, Greg | D | 6/5 | 408 | 1 | 0 | 2 | 0/0 |
| Walker, Jonny | GK | 3/3 | 225 | 0 | 0 | 0 | 0/0 |
| Wolff, Josh | F | 8/6 | 442 | 1 | 2 | 4 | 0/0 |
| Wolyniec, John | F | 2/1 | 85 | 0 | 0 | 0 | 0/0 |
| Zavagnin, Kerry | M | 8/5 | 451 | 0 | 1 | 1 | 0/0 |

| | | | | | | |
|------------------------|-----------|-------------|-----------|-----------|-----------|-------------|
| TOTALS | 15 | 1350 | 28 | 23 | 79 | 17/1 |
| Opponent Totals | 15 | 1350 | 9 | 5 | 23 | 37/4 |

GOALKEEPING STATISTICS

| Name | GP/GS | Min. | GF | GA | SO | GAA | W-L-T |
|----------------|-------|------|------------|------|-------|-----|-------|
| Friedel, Brad | 1/1 | 90 | 1 / 0 / 1 | 0.00 | 1-0-0 | | |
| Hartman, Kevin | 1/0 | 45 | 1 / 1 / 0 | 2.00 | 0-0-1 | | |
| Howard, Tim | 3/3 | 270 | 7 / 1 / 2 | 0.33 | 2-0-1 | | |
| Keller, Kasey | 8/8 | 720 | 17 / 6 / 3 | 0.75 | 4-1-3 | | |
| Walker, Jonny | 3/3 | 225 | 2 / 1 / 1 | 0.40 | 1-0-1 | | |

| | | | | | |
|------------------------|-----------|-------------|-------------------|-------------|--------------|
| TOTALS | 15 | 1350 | 28 / 9 / 7 | 0.60 | 8-1-6 |
| Opponent Totals | 15 | 1350 | 9 / 28 / 1 | 1.87 | 1-8-6 |

NOTE: U.S. goal totals include own goal by Panama on Oct. 13, 2004; Onyewu sent off against Jamaica on Nov. 17, 2004

2003 USMNT Final Statistics

Full International Record: 10-4-2

INDIVIDUAL STATISTICS

| Name | Pos. | GP/GS | Min. | G | A | Pts | Y/R |
|---------------------|------|-------|------|---|---|-----|-----|
| Agoos, Jeff | D | 1/1 | 90 | 0 | 0 | 0 | 0/0 |
| Armas, Chris | M | 4/4 | 360 | 0 | 0 | 0 | 0/0 |
| Beasley, DaMarcus | M | 12/9 | 810 | 1 | 1 | 3 | 0/0 |
| Berhalter, Gregg | D | 3/3 | 258 | 0 | 0 | 0 | 2/0 |
| Bocanegra, Carlos | D | 13/13 | 1151 | 4 | 2 | 10 | 4/0 |
| Brown, C.J. | D | 1/1 | 90 | 0 | 0 | 0 | 0/0 |
| Buddle, Edson | F | 1/0 | 11 | 0 | 0 | 0 | 0/0 |
| Califf, Danny | D | 9/9 | 810 | 0 | 0 | 0 | 3/0 |
| Cannon, Joe | GK | 1/0 | 45 | 0 | 0 | 0 | 0/0 |
| Cherundolo, Steve | D | 5/5 | 425 | 0 | 0 | 0 | 3/0 |
| Ching, Brian | F | 1/0 | 16 | 0 | 0 | 0 | 0/0 |
| Convey, Bobby | D/M | 15/11 | 988 | 1 | 2 | 4 | 3/0 |
| Cunningham, Jeff | F | 3/1 | 79 | 0 | 1 | 1 | 0/0 |
| Donovan, Landon | M/F | 15/13 | 1224 | 7 | 5 | 19 | 1/0 |
| Eskandarian, Alecko | F | 1/0 | 2 | 0 | 0 | 0 | 0/0 |
| Garcia, Nick | D | 5/1 | 149 | 0 | 0 | 0 | 0/0 |
| Gibbs, Cory | D | 7/6 | 559 | 0 | 0 | 0 | 0/1 |
| Hahnemann, Marcus | GK | 1/1 | 45 | 0 | 0 | 0 | 0/0 |
| Hejduk, Frankie | D/M | 9/8 | 739 | 0 | 0 | 0 | 2/0 |
| Howard, Tim | GK | 7/7 | 585 | 0 | 0 | 0 | 0/0 |
| Jones, Cobi | M | 1/0 | 12 | 0 | 0 | 0 | 0/0 |
| Keller, Kasey | GK | 7/7 | 640 | 0 | 0 | 0 | 0/0 |
| Kirovski, Jovan | F | 5/5 | 364 | 2 | 0 | 4 | 1/0 |
| Klein, Chris | M | 7/6 | 360 | 3 | 0 | 6 | 0/0 |
| Lagos, Manny | M | 1/0 | 8 | 0 | 0 | 0 | 0/0 |
| Lewis, Eddie | M | 11/8 | 735 | 2 | 5 | 9 | 1/0 |
| Martino, Kyle | M | 2/1 | 78 | 0 | 0 | 0 | 0/0 |
| Mastroeni, Pablo | D/M | 11/10 | 718 | 0 | 0 | 0 | 2/0 |
| Mathis, Clint | M/F | 12/7 | 742 | 1 | 0 | 2 | 0/0 |
| McBride, Brian | F | 7/6 | 407 | 3 | 2 | 8 | 0/0 |
| Mulrooney, Richard | D/M | 8/5 | 507 | 0 | 0 | 0 | 0/0 |
| O'Brien, John | M | 1/1 | 90 | 0 | 1 | 1 | 0/0 |
| Olsen, Ben | M | 2/1 | 90 | 0 | 0 | 0 | 1/0 |
| Petke, Mike | D | 1/0 | 13 | 0 | 0 | 0 | 0/0 |
| Pope, Eddie | D | 2/2 | 174 | 0 | 0 | 0 | 0/0 |
| Ralston, Steve | M | 7/3 | 360 | 2 | 3 | 7 | 0/0 |
| Reyna, Claudio | M | 5/4 | 249 | 0 | 1 | 1 | 1/0 |
| Rimando, Nick | GK | 2/1 | 135 | 0 | 0 | 0 | 0/0 |
| Stewart, Earnie | M | 13/7 | 790 | 2 | 0 | 4 | 1/0 |
| Suarez, Ryan | D | 1/1 | 77 | 0 | 0 | 0 | 1/0 |
| Twellman, Taylor | F | 5/1 | 174 | 0 | 0 | 0 | 1/0 |
| Vagenas, Peter | M | 1/0 | 23 | 0 | 0 | 0 | 0/0 |
| Vanney, Greg | D | 8/7 | 635 | 0 | 3 | 3 | 1/0 |
| Victorine, Sasha | D | 2/2 | 131 | 0 | 0 | 0 | 0/0 |

| | | | | | | |
|------------------------|-----------|-------------|-----------|-----------|-----------|-------------|
| TOTALS | 16 | 1440 | 28 | 26 | 82 | 28/1 |
| Opponent Totals | 16 | 1440 | 10 | 6 | 26 | 29/4 |

GOALKEEPING STATISTICS

| Name | GP/GS | Min. | GF | GA | SO | GAA | W-L-T |
|-------------------|-------|------|------------|------|-------|-----|-------|
| Cannon, Joe | 1/0 | 45 | 1 / 0 / 0 | 0.00 | 1-0-0 | | |
| Hahnemann, Marcus | 1/1 | 45 | 1 / 1 / 0 | 2.00 | 0-0-0 | | |
| Howard, Tim | 7/7 | 585 | 6 / 5 / 2 | 0.77 | 2-3-2 | | |
| Keller, Kasey | 7/7 | 630 | 17 / 4 / 5 | 0.57 | 6-1-0 | | |
| Rimando, Nick | 2/1 | 135 | 3 / 0 / 1 | 0.00 | 1-0-0 | | |

| | | | | | |
|------------------------|-----------|-------------|--------------------|-------------|---------------|
| TOTALS | 16 | 1440 | 28 / 10 / 9 | 0.62 | 10-4-2 |
| Opponent Totals | 16 | 1440 | 10 / 28 / 4 | 1.74 | 4-10-2 |

NOTE: U.S. shutout totals include combined shutout on Jan. 18, 2003 (Howard & Rimando); Gibbs sent off against Brazil on July 23, 2003

USMNT

MNT HISTORY

WORLD CUP HISTORY

PROGRAMS

COMPETITIONS

U.S. HISTORY & INFO

2002 USMNT Final Statistics

Full International Record: 12-6-2

INDIVIDUAL STATISTICS

| Name | Pos. | GP/GS | Min. | G | A | Pts | Y/R |
|------------------------|------|-----------|-------------|-----------|-----------|-----------|-------------|
| Agoos, Jeff | D | 16/15 | 1256 | 1 | 1 | 3 | 1/0 |
| Armas, Chris | M | 11/11 | 924 | 0 | 1 | 1 | 1/0 |
| Barrett, Wade | D | 1/1 | 90 | 0 | 0 | 0 | 0/0 |
| Beasley, DaMarcus | M | 12/8 | 687 | 3 | 1 | 7 | 1/0 |
| Berhalter, Gregg | D | 8/6 | 519 | 0 | 0 | 0 | 3/0 |
| Bocanegra, Carlos | D | 6/6 | 525 | 0 | 0 | 0 | 1/0 |
| Califf, Danny | D | 2/2 | 180 | 0 | 0 | 0 | 1/0 |
| Cherundolo, Steve | D | 1/1 | 71 | 0 | 0 | 0 | 0/0 |
| Convey, Bobby | M | 1/0 | 29 | 0 | 0 | 0 | 0/0 |
| Cullen, Leo | M | 1/0 | 45 | 0 | 0 | 0 | 0/0 |
| Cunningham, Jeff | F | 4/0 | 83 | 0 | 1 | 1 | 0/0 |
| Donovan, Landon | M/F | 20/17 | 1563 | 6 | 2 | 14 | 5/0 |
| Friedel, Brad | GK | 9/9 | 720 | 0 | 0 | 0 | 1/0 |
| Hejduk, Frankie | D/M | 14/11 | 1068 | 0 | 1 | 3 | 1/1 |
| Howard, Tim | GK | 2/2 | 135 | 0 | 0 | 0 | 1/0 |
| Jones, Cobi | M | 14/7 | 769 | 0 | 1 | 1 | 0/0 |
| Keller, Kasey | GK | 10/8 | 802 | 0 | 0 | 0 | 1/0 |
| Kirovski, Jovan | M/F | 2/1 | 70 | 0 | 0 | 0 | 0/0 |
| Klein, Chris | M | 1/1 | 90 | 0 | 1 | 1 | 0/0 |
| Lagos, Manny | M | 1/1 | 63 | 0 | 0 | 0 | 0/0 |
| Lewis, Eddie | M | 14/9 | 826 | 1 | 1 | 3 | 3/0 |
| Llamosa, Carlos | D | 5/1 | 192 | 0 | 1 | 1 | 0/0 |
| Maisonneuve, Brian | M | 3/1 | 97 | 0 | 0 | 0 | 0/0 |
| Martino, Kyle | M | 1/0 | 15 | 0 | 0 | 0 | 0/0 |
| Mastroeni, Pablo | D/M | 12/11 | 1030 | 0 | 0 | 0 | 2/0 |
| Mathis, Clint | M/F | 15/10 | 899 | 7 | 3 | 17 | 3/1 |
| McBride, Brian | F | 15/15 | 1177 | 6 | 3 | 15 | 0/0 |
| Meola, Tony | GK | 2/1 | 128 | 0 | 0 | 0 | 0/0 |
| Moore, Joe-Max | F | 8/2 | 328 | 0 | 2 | 2 | 0/0 |
| Mulrooney, Richard | D/M | 3/3 | 270 | 0 | 0 | 0 | 0/0 |
| O'Brien, John | M | 9/9 | 720 | 1 | 2 | 4 | 0/0 |
| Olsen, Ben | M | 1/1 | 75 | 1 | 0 | 2 | 0/0 |
| Pope, Eddie | D | 11/11 | 980 | 1 | 0 | 2 | 3/0 |
| Razov, Ante | F | 3/3 | 209 | 1 | 1 | 3 | 1/0 |
| Regis, David | D | 4/4 | 350 | 0 | 0 | 0 | 0/0 |
| Reyna, Claudio | M | 8/8 | 635 | 0 | 0 | 0 | 1/0 |
| Rimando, Nick | GK | 1/0 | 45 | 0 | 0 | 0 | 0/0 |
| Sanneh, Tony | D/M | 11/9 | 816 | 1 | 3 | 1 | 1/0 |
| Stewart, Earnie | M/F | 10/9 | 542 | 0 | 0 | 0 | 0/0 |
| Twellman, Taylor | F | 1/1 | 83 | 0 | 0 | 0 | 0/0 |
| Vanney, Greg | D | 3/2 | 138 | 0 | 0 | 0 | 0/0 |
| Victorine, Sasha | D | 1/1 | 90 | 1 | 0 | 2 | 0/0 |
| West, Brian | M | 5/0 | 90 | 0 | 1 | 1 | 0/0 |
| Williams, Richie | M | 3/0 | 78 | 0 | 0 | 0 | 0/0 |
| Wolff, Josh | F | 10/6 | 497 | 3 | 2 | 8 | 2/0 |
| TOTALS | | 20 | 1830 | 34 | 26 | 94 | 35/2 |
| Opponent Totals | | 20 | 1830 | 18 | 10 | 46 | 45/4 |

GOALKEEPING STATISTICS

| Name | GP/GS | Min. | GF / GA / SO | GAA | W-L-T |
|------------------------|-----------|-------------|---------------------|-------------|---------------|
| Friedel, Brad | 9/9 | 720 | 10 / 11 / 1 | 1.38 | 3-4-1 |
| Howard, Tim | 2/2 | 135 | 2 / 0 / 1 | 0.00 | 2-0-0 |
| Keller, Kasey | 10/8 | 802 | 17 / 7 / 5 | 0.79 | 6-2-1 |
| Meola, Tony | 2/1 | 128 | 4 / 0 / 1 | 0.00 | 1-0-0 |
| Rimando, Nick | 1/0 | 45 | 1 / 0 / 0 | 0.00 | 0-0-0 |
| TOTALS | 20 | 1830 | 34 / 18 / 10 | 0.89 | 12-6-2 |
| Opponent Totals | 20 | 1830 | 18 / 34 / 4 | 1.67 | 6-12-2 |

NOTE: U.S. goal totals include an own goal scored by Jorge Costa of Portugal on June 5, 2002; opponent goal totals include an own goal scored by Jeff Agoos on June 5, 2002; Mathis sent off against Ecuador on March 10, 2002; Hejduk sent off against Mexico on April 3, 2002; U.S. shutout totals include combined shutout on May 16, 2002 (Keller & Meola) and on Nov. 17, 2002 (Howard & Rimando)

2001 USMNT Final Statistics

Full International Record: 6-6-3

INDIVIDUAL STATISTICS

| Name | Pos. | GP/GS | Min. | G | A | Pts | Y/R |
|------------------------|------|-----------|-------------|-----------|-----------|-----------|-------------|
| Agoos, Jeff | D | 13/13 | 1170 | 0 | 1 | 1 | 0/0 |
| Albright, Chris | F | 3/1 | 133 | 0 | 0 | 0 | 0/0 |
| Armas, Chris | M | 13/13 | 1170 | 0 | 1 | 1 | 1/0 |
| Beasley, DaMarcus | M | 3/3 | 207 | 0 | 0 | 0 | 0/0 |
| Berhalter, Gregg | D | 4/2 | 92 | 0 | 0 | 0 | 0/0 |
| Bocanegra, Carlos | D | 1/0 | 45 | 0 | 0 | 0 | 0/0 |
| Cherundolo, Steve | D | 8/8 | 677 | 0 | 1 | 1 | 1/0 |
| Convey, Bobby | M | 1/1 | 64 | 0 | 0 | 0 | 0/0 |
| Cunningham, Jeff | F | 1/0 | 45 | 0 | 0 | 0 | 0/0 |
| Donovan, Landon | F | 8/7 | 634 | 0 | 1 | 1 | 0/0 |
| Enochs, Joe | M | 1/0 | 28 | 0 | 0 | 0 | 0/0 |
| Fraser, Robin | D | 1/1 | 90 | 0 | 0 | 0 | 0/0 |
| Friedel, Brad | GK | 6/6 | 540 | 0 | 0 | 0 | 1/0 |
| Gutierrez, Diego | D/M | 1/1 | 45 | 0 | 0 | 0 | 0/0 |
| Hejduk, Frankie | D/M | 1/1 | 61 | 0 | 0 | 0 | 0/0 |
| Henderson, Chris | M | 1/0 | 13 | 0 | 0 | 0 | 0/0 |
| Jones, Cobi | M | 10/5 | 577 | 0 | 0 | 0 | 0/1 |
| Keller, Kasey | GK | 4/4 | 360 | 0 | 0 | 0 | 0/0 |
| Kirovski, Jovan | F | 7/6 | 496 | 0 | 0 | 0 | 1/0 |
| Klein, Chris | M | 4/0 | 57 | 0 | 0 | 0 | 0/0 |
| Lagos, Manny | M | 1/1 | 90 | 0 | 0 | 0 | 0/0 |
| Lewis, Eddie | M | 2/1 | 99 | 0 | 0 | 0 | 0/0 |
| Llamosa, Carlos | D | 10/9 | 821 | 0 | 0 | 0 | 2/0 |
| Marsch, Jesse | M | 1/0 | 9 | 0 | 0 | 0 | 0/0 |
| Mastroeni, Pablo | D | 2/1 | 112 | 0 | 0 | 0 | 0/0 |
| Mathis, Clint | M | 6/5 | 440 | 2 | 3 | 7 | 3/0 |
| McBride, Brian | F | 5/4 | 237 | 1 | 0 | 2 | 1/0 |
| Meola, Tony | GK | 3/3 | 270 | 0 | 0 | 0 | 0/0 |
| Moore, Joe-Max | F | 9/6 | 519 | 2 | 0 | 4 | 1/0 |
| Mulrooney, Richard | D/M | 1/0 | 23 | 0 | 0 | 0 | 0/0 |
| O'Brien, John | M | 5/3 | 293 | 0 | 0 | 0 | 0/0 |
| Olsen, Ben | M | 1/1 | 85 | 0 | 0 | 0 | 0/0 |
| Petke, Mike | D | 1/1 | 90 | 0 | 0 | 0 | 0/0 |
| Pope, Eddie | D | 9/9 | 810 | 0 | 0 | 0 | 0/0 |
| Radosavljevic, Preki | M | 2/0 | 44 | 0 | 0 | 0 | 0/0 |
| Razov, Ante | F | 6/3 | 290 | 1 | 0 | 2 | 1/0 |
| Regis, David | D | 8/8 | 707 | 0 | 0 | 0 | 1/0 |
| Reyna, Claudio | M | 6/6 | 492 | 0 | 1 | 1 | 2/0 |
| Sanneh, Tony | D | 11/10 | 890 | 0 | 1 | 1 | 2/0 |
| Stewart, Earnie | M | 10/10 | 900 | 5 | 0 | 10 | 1/0 |
| Thornton, Zach | GK | 2/2 | 180 | 0 | 0 | 0 | 0/0 |
| Thorrington, John | M | 1/0 | 19 | 0 | 0 | 0 | 0/0 |
| Vanney, Greg | D | 5/4 | 360 | 0 | 0 | 0 | 0/0 |
| West, Brian | M | 1/0 | 18 | 0 | 0 | 0 | 0/0 |
| Williams, Richie | M | 4/2 | 134 | 0 | 0 | 0 | 0/0 |
| Wolff, Josh | F | 7/4 | 398 | 2 | 1 | 5 | 1/0 |
| Zavagnin, Kerry | M | 1/0 | 20 | 0 | 0 | 0 | 0/0 |
| TOTALS | | 15 | 1350 | 14 | 11 | 39 | 19/1 |
| Opponent Totals | | 15 | 1350 | 13 | 9 | 35 | 20/0 |

GOALKEEPING STATISTICS

| Name | GP/GS | Min. | GF / GA / SO | GAA | W-L-T |
|------------------------|-----------|-------------|--------------------|-------------|--------------|
| Friedel, Brad | 6/6 | 540 | 8 / 7 / 2 | 1.17 | 3-2-1 |
| Keller, Kasey | 4/4 | 360 | 3 / 1 / 3 | 0.25 | 2-1-1 |
| Meola, Tony | 3/3 | 270 | 3 / 4 / 0 | 1.33 | 1-2-0 |
| Thornton, Zach | 2/2 | 180 | 0 / 1 / 1 | 0.50 | 0-1-1 |
| TOTALS | 15 | 1350 | 14 / 13 / 6 | 0.87 | 6-6-3 |
| Opponent Totals | 15 | 1350 | 13 / 14 / 7 | 0.93 | 6-6-3 |

NOTE: Jones sent off against Honduras on March 28, 2001

2000 & 1999 USMNT FINAL STATISTICS



2000 USMNT Final Statistics

Full International Record: 9-2-6

INDIVIDUAL STATISTICS

| Name | Pos. | GP/GS | Min. | G | A | Pts | Y/R |
|------------------|------|-------|------|---|---|-----|-----|
| Agoos, Jeff | D | 8/8 | 750 | 0 | 0 | 0 | 1/0 |
| Albright, Chris | F | 3/1 | 127 | 0 | 0 | 0 | 1/0 |
| Armas, Chris | M | 14/14 | 1200 | 2 | 1 | 5 | 3/0 |
| Balboa, Marcelo | D | 1/1 | 90 | 0 | 0 | 0 | 0 |
| Berhalter, Gregg | D | 8/7 | 649 | 0 | 0 | 0 | 1/0 |
| Brown, C.J. | D | 5/3 | 327 | 0 | 0 | 0 | 0 |
| Convey, Bobby | M | 1/0 | 1 | 0 | 0 | 0 | 0 |
| Deering, Chad | M | 5/2 | 213 | 0 | 0 | 0 | 0 |
| Donovan, Landon | F | 1/0 | 58 | 1 | 1 | 3 | 0 |
| Franchino, Joe | M | 1/0 | 13 | 0 | 0 | 0 | 0 |
| Fraser, Robin | D | 5/5 | 450 | 0 | 0 | 0 | 0 |
| Friedel, Brad | GK | 6/6 | 570 | 0 | 0 | 0 | 0 |
| Harkes, John | M | 1/0 | 45 | 0 | 0 | 0 | 0 |
| Hejduk, Frankie | M | 6/3 | 310 | 1 | 0 | 2 | 2/0 |
| Henderson, Chris | M | 1/1 | 32 | 0 | 0 | 0 | 0 |
| Jones, Cobi | M | 16/12 | 1063 | 6 | 9 | 21 | 0 |
| Keller, Kasey | GK | 7/7 | 630 | 0 | 0 | 0 | 0 |
| Kirovski, Jovan | M | 9/7 | 545 | 1 | 0 | 2 | 0 |
| Klein, Chris | M | 2/2 | 180 | 0 | 0 | 0 | 0 |
| Kreis, Jason | F | 5/2 | 180 | 0 | 0 | 0 | 1/0 |
| Lassiter, Roy | F | 1/0 | 34 | 0 | 0 | 0 | 0 |
| Lewis, Eddie | M | 13/11 | 975 | 1 | 3 | 5 | 2/1 |
| Llamosa, Carlos | D | 9/8 | 714 | 0 | 1 | 1 | 1/0 |
| Mathis, Clint | M/F | 2/2 | 180 | 1 | 2 | 4 | 0 |
| McBride, Brian | F | 10/9 | 765 | 4 | 1 | 9 | 1/0 |
| Meola, Tony | GK | 4/4 | 360 | 0 | 0 | 0 | 0 |
| Moore, Joe-Max | F | 4/4 | 351 | 2 | 2 | 6 | 0 |
| O'Brien, John | M | 5/4 | 349 | 1 | 1 | 3 | 0 |
| Olsen, Ben | M | 10/4 | 414 | 1 | 0 | 2 | 2/0 |
| Pope, Eddie | D | 6/6 | 526 | 1 | 0 | 2 | 0 |
| Ralston, Steve | M | 2/1 | 53 | 0 | 0 | 0 | 0 |
| Ramos, Tab | M | 3/1 | 139 | 1 | 0 | 2 | 0 |
| Razov, Ante | F | 95 | 492 | 4 | 1 | 9 | 0 |
| Regis, David | D | 8/8 | 720 | 0 | 0 | 0 | 2/0 |
| Reyna, Claudio | M | 12/11 | 1000 | 1 | 3 | 5 | 0 |
| Sanneh, Tony | D/M | 10/9 | 753 | 0 | 0 | 0 | 1/0 |
| Stewart, Earnie | F | 8/7 | 605 | 4 | 4 | 12 | 4/0 |
| Vagenas, Pete | M | 1/0 | 4 | 0 | 0 | 0 | 0 |
| Vanney, Greg | D | 6/5 | 464 | 0 | 0 | 0 | 1/0 |
| Victorine, Sasha | F | 1/0 | 1 | 0 | 0 | 0 | 0 |
| West, Brian | F | 1/0 | 2 | 0 | 0 | 0 | 0 |
| Williams, Richie | M | 5/2 | 257 | 0 | 0 | 0 | 0 |
| Wolff, Josh | F | 2/1 | 110 | 1 | 0 | 2 | 0 |
| Wynalda, Eric | F | 4/4 | 317 | 1 | 2 | 4 | 1/0 |
| Zavagnin, Kerry | M | 1/1 | 90 | 0 | 0 | 0 | 1/0 |

| | | | | | | |
|------------------------|--------------|-------------|-----------|-----------|-----------|-------------|
| TOTALS | 17/17 | 1560 | 34 | 31 | 99 | 25/1 |
| Opponent Totals | 17/17 | 1560 | 11 | 9 | 31 | 29/5 |

GOALKEEPING STATISTICS

| Name | GP/GS | Min. | GF / GA / SO | GAA | W-L-T |
|---------------|-------|------|--------------|------|-------|
| Friedel, Brad | 6/6 | 570 | 15 / 4 / 3 | 0.63 | 3-0-3 |
| Keller, Kasey | 7/7 | 630 | 10 / 5 / 4 | 0.71 | 3-2-2 |
| Meola, Tony | 4/4 | 360 | 9 / 2 / 2 | 0.50 | 3-0-1 |

| | | | | | |
|------------------------|--------------|-------------|--------------------|-------------|--------------|
| TOTALS | 17/17 | 1560 | 34 / 11 / 9 | 0.63 | 9-2-6 |
| Opponent Totals | 17/17 | 1560 | 11 / 34 / 2 | 1.96 | 2-9-6 |

NOTE: Lewis sent off against Guatemala on Sept. 3, 2000

1999 USMNT Final Statistics

Full International Record: 7-4-2

INDIVIDUAL STATISTICS

| Name | Pos. | GP/GS | Min. | G | A | Pts | Y/R |
|-------------------|------|-------|------|---|---|-----|-----|
| Agoos, Jeff | D | 9/9 | 616 | 0 | 1 | 1 | 2/0 |
| Albright, Chris | M | 1/0 | 12 | 1 | 0 | 2 | 0 |
| Armas, Chris | M | 7/6 | 570 | 0 | 0 | 0 | 2/0 |
| Baba, Imad | M | 1/0 | 15 | 0 | 0 | 0 | 0 |
| Balboa, Marcelo | D | 2/2 | 180 | 0 | 0 | 0 | 0 |
| Berhalter, Gregg | D | 5/4 | 372 | 0 | 0 | 0 | 2/0 |
| Bravo, Paul | F | 2/2 | 136 | 1 | 1 | 3 | 1/0 |
| Brown, C.J. | D | 8/7 | 656 | 0 | 0 | 0 | 1/0 |
| Cherundolo, Steve | D | 1/1 | 90 | 0 | 0 | 0 | 0 |
| Cullen, Leo | D | 2/1 | 94 | 0 | 0 | 0 | 0 |
| Deering, Chad | M | 2/2 | 156 | 0 | 1 | 1 | 0 |
| Dooley, Thomas | D | 1/1 | 90 | 0 | 0 | 0 | 0 |
| Fraser, Robin | D | 7/6 | 630 | 0 | 0 | 0 | 2/0 |
| Friedel, Brad | GK | 3/2 | 225 | 0 | 0 | 0 | 0 |
| Gutierrez, Henry | M | 1/1 | 78 | 0 | 0 | 0 | 0 |
| Harkes, John | M | 3/3 | 243 | 0 | 0 | 0 | 2/0 |
| Hartman, Kevin | GK | 1/0 | 45 | 0 | 0 | 0 | 0 |
| Hejduk, Frankie | M | 9/6 | 600 | 2 | 0 | 4 | 2/0 |
| Jones, Cobi | M | 8/7 | 642 | 0 | 0 | 0 | 0 |
| Keller, Kasey | GK | 5/5 | 411 | 0 | 0 | 0 | 0 |
| Kirovski, Jovan | M | 11/10 | 990 | 2 | 1 | 5 | 0 |
| Kreis, Jason | F | 2/1 | 76 | 1 | 0 | 2 | 0 |
| Lassiter, Roy | F | 4/1 | 84 | 0 | 0 | 0 | 0 |
| Lewis, Eddie | M | 12/10 | 860 | 1 | 4 | 6 | 1/0 |
| Llamosa, Carlos | D | 4/4 | 338 | 0 | 0 | 0 | 1/0 |
| Mathis, Clint | M | 2/0 | 35 | 0 | 0 | 0 | 0 |
| McBride, Brian | F | 11/10 | 856 | 3 | 2 | 8 | 1/0 |
| McCarty, Chad | D | 1/0 | 22 | 0 | 0 | 0 | 0 |
| McKeon, Matt | D | 2/2 | 147 | 0 | 0 | 0 | 2/1 |
| Meola, Tony | GK | 3/3 | 197 | 0 | 0 | 0 | 0 |
| Moore, Joe-Max | F | 8/4 | 392 | 3 | 0 | 6 | 1/1 |
| Olsen, Ben | M | 7/5 | 438 | 2 | 1 | 5 | 1/0 |
| Pope, Eddie | D | 3/3 | 199 | 0 | 0 | 0 | 0 |
| Presthuss, Tom | GK | 1/0 | 45 | 0 | 0 | 0 | 0 |
| Ralston, Steve | F | 1/0 | 14 | 0 | 0 | 0 | 0 |
| Razov, Ante | F | 3/1 | 139 | 0 | 1 | 1 | 0/1 |
| Regis, David | D | 2/2 | 180 | 0 | 0 | 0 | 0 |
| Reyna, Claudio | M | 4/4 | 360 | 1 | 0 | 2 | 0 |
| Sanneh, Tony | M | 2/2 | 180 | 1 | 0 | 2 | 1/0 |
| Stewart, Earnie | F | 5/4 | 374 | 0 | 1 | 1 | 0 |
| Thornton, Zach | GK | 4/3 | 253 | 0 | 0 | 0 | 0 |
| Vanney, Greg | D | 1/1 | 90 | 0 | 0 | 0 | 0 |
| Walsh, Billy | M | 1/0 | 1 | 0 | 0 | 0 | 0 |
| Williams, Richie | M | 7/6 | 564 | 0 | 0 | 0 | 2/0 |
| Wolff, Josh | F | 1/0 | 44 | 0 | 0 | 0 | 0 |
| Wynalda, Eric | F | 1/1 | 59 | 1 | 0 | 2 | 0 |

| | | | | | | |
|------------------------|--------------|-------------|-----------|-----------|-----------|-------------|
| TOTALS | 13/13 | 1176 | 19 | 13 | 51 | 24/3 |
| Opponent Totals | 13/13 | 1176 | 11 | 3 | 25 | 25/1 |

GOALKEEPING STATISTICS

| Name | GP/GS | Min. | GF / GA / SO | GAA | W-L-T |
|----------------|-------|------|--------------|------|-------|
| Friedel, Brad | 3/2 | 225 | 4 / 0 / 2 | 0.00 | 2-0-0 |
| Hartman, Kevin | 1/0 | 45 | 1 / 1 / 0 | 2.00 | 0-0-1 |
| Keller, Kasey | 5/5 | 411 | 4 / 5 / 1 | 1.09 | 2-3-0 |
| Meola, Tony | 3/3 | 197 | 3 / 1 / 2 | 0.46 | 1-0-1 |
| Presthuss, Tom | 1/0 | 45 | 2 / 1 / 0 | 2.00 | 1-0-0 |
| Thornton, Zach | 4/3 | 253 | 5 / 3 / 0 | 1.07 | 1-1-0 |

| | | | | | |
|------------------------|--------------|-------------|--------------------|-------------|--------------|
| TOTALS | 13/13 | 1176 | 19 / 11 / 5 | 0.84 | 7-4-2 |
| Opponent Totals | 13/13 | 1176 | 11 / 19 / 3 | 1.45 | 4-7-2 |

NOTE: Includes six minutes of overtime played on Aug. 1 in the Confederations Cup semifinal loss to Mexico; McKeon sent off against Saudi Arabia on Aug. 3, 1999; Moore sent off against Guatemala on Mar. 11, 1999; Razov sent off against Jamaica on Sept. 8, 1999

USMNT

MNT HISTORY

WORLD CUP HISTORY

PROGRAMS

COMPETITIONS

U.S. HISTORY & INFO

1998 USMNT Final Statistics

Full International Record: 6-6-4

INDIVIDUAL STATISTICS

| Name | Pos. | GP/GS | Min. | G | A | Y/R |
|----------------------|------|-------|------|---|---|-----|
| Agoos, Jeff | D | 12/10 | 924 | 0 | 2 | 0 |
| Armas, Chris | M | 1/0 | 45 | 0 | 0 | 0 |
| Balboa, Marcelo | D | 4/3 | 257 | 1 | 0 | 0 |
| Berhalter, Gregg | D | 2/2 | 135 | 0 | 0 | 1/0 |
| Brown, C.J. | D | 1/0 | 1 | 0 | 0 | 0 |
| Burns, Mike | D | 14/13 | 1170 | 0 | 0 | 3/0 |
| Chung, Mark | M | 1/0 | 21 | 0 | 0 | 0 |
| Deering, Chad | D | 6/6 | 519 | 1 | 0 | 1/0 |
| Dooley, Thomas | D/M | 8/7 | 659 | 0 | 0 | 0 |
| Friedel, Brad | GK | 4/4 | 360 | 0 | 0 | 0 |
| Harkes, John | M | 7/7 | 630 | 0 | 0 | 2/0 |
| Hejduk, Frankie | M | 9/8 | 695 | 1 | 0 | 2/0 |
| Henderson, Chris | M | 2/0 | 44 | 0 | 0 | 0 |
| Jones, Cobi | M | 15/14 | 1116 | 0 | 0 | 0 |
| Keller, Kasey | GK | 10/10 | 900 | 0 | 0 | 0 |
| Kirovski, Jovan | F | 1/1 | 45 | 0 | 0 | 0 |
| Lalas, Alexi | D | 7/6 | 540 | 0 | 1 | 3/0 |
| Lassiter, Roy | F | 4/2 | 200 | 0 | 0 | 1/0 |
| Lewis, Eddie | M | 1/1 | 73 | 0 | 0 | 0 |
| Llamosa, Carlos | D | 1/1 | 90 | 0 | 0 | 0/1 |
| Maisonneuve, Brian | M | 7/5 | 449 | 0 | 1 | 0 |
| Mathis, Clint | D | 1/1 | 69 | 0 | 0 | 1/0 |
| McBride, Brian | F | 9/4 | 448 | 2 | 0 | 0 |
| Moore, Joe-Max | M/F | 13/11 | 985 | 1 | 2 | 2/0 |
| O'Brien, John | M | 1/0 | 10 | 0 | 0 | 0 |
| Olsen, Ben | M/F | 1/0 | 17 | 0 | 0 | 0 |
| Pope, Eddie | D | 12/12 | 1035 | 1 | 0 | 1/0 |
| Radosavljevic, Preki | M/F | 14/1 | 425 | 2 | 2 | 1/0 |
| Ramos, Tab | M | 5/3 | 209 | 1 | 0 | 0 |
| Regis, David | D | 5/5 | 450 | 0 | 0 | 1/0 |
| Reyna, Claudio | M | 9/8 | 705 | 1 | 2 | 2/0 |
| Sommer, Juergen | GK | 1/1 | 90 | 0 | 0 | 0 |
| Sorber, Mike | M | 1/1 | 45 | 0 | 0 | 0 |
| Stewart, Earnie | M/F | 9/8 | 641 | 1 | 0 | 0 |
| Thornton, Zach | GK | 1/1 | 90 | 0 | 0 | 0 |
| Vanney, Greg | D | 1/1 | 90 | 0 | 0 | 0 |
| Wagner, David | F | 2/2 | 109 | 0 | 0 | 0 |
| Wegerle, Roy | F | 12/9 | 558 | 2 | 0 | 1/0 |
| Williams, Richie | M | 1/1 | 45 | 0 | 0 | 0 |
| Wynalda, Eric | M/F | 12/7 | 724 | 1 | 3 | 0 |

TOTALS 16/16 1440 15 13 22/1
Opponents 16/16 1440 13 12 21/0

GOALKEEPING STATISTICS

| Name | GP/GS | Min. | GF / GA / SO | GAA | W-L-T |
|-----------------|-------|------|--------------|------|-------|
| Friedel, Brad | 4/4 | 360 | 6 / 2 / 2 | 0.50 | 3-1-0 |
| Keller, Kasey | 10/10 | 900 | 7 / 9 / 5 | 0.90 | 3-5-2 |
| Sommer, Juergen | 1/1 | 90 | 2 / 2 / 0 | 2.00 | 0-0-1 |
| Thornton, Zach | 1/1 | 90 | 0 / 0 / 1 | 0.00 | 0-0-1 |

TOTALS 16/16 1440 15 / 13 / 8 0.81 6-6-4
Opponents 16/16 1440 13 / 15 / 8 0.94 6-6-4

NOTE: Llamosa sent off against Australia on Nov. 6, 1998

1997 USMNT Final Statistics

Full International Record: 5-6-7

INDIVIDUAL STATISTICS

| Name | Pos. | GP/GS | Min. | G | A | Y/R |
|----------------------|------|-------|------|---|---|-----|
| Agoos, Jeff | D/M | 14/13 | 1146 | 0 | 1 | 1/1 |
| Balboa, Marcelo | D | 10/10 | 900 | 0 | 1 | 1/0 |
| Brose, Dario | M | 1/1 | 45 | 0 | 0 | 0 |
| Burns, Mike | D | 13/9 | 887 | 0 | 1 | 1/0 |
| Calichman, Dan | D | 3/2 | 154 | 0 | 0 | 0 |
| Caligiuri, Paul | D | 1/1 | 90 | 0 | 0 | 0 |
| Chronopoulos, Ted | D | 1/0 | 19 | 0 | 0 | 0 |
| Chung, Mark | M | 1/1 | 59 | 0 | 0 | 0 |
| Corrales, Ramiro | D | 2/1 | 120 | 0 | 0 | 0 |
| Deering, Chad | M | 1/1 | 45 | 0 | 0 | 0 |
| Dodd, Mark | GK | 3/2 | 225 | 0 | 0 | 0 |
| Dooley, Thomas | D/M | 10/10 | 887 | 0 | 0 | 0 |
| Fraser, Robin | D | 1/1 | 90 | 0 | 0 | 0 |
| Friedel, Brad | GK | 10/10 | 783 | 0 | 0 | 0 |
| Harkes, John | M | 10/10 | 870 | 0 | 4 | 4/0 |
| Hejduk, Frankie | M | 3/1 | 97 | 0 | 0 | 0 |
| Henderson, Chris | M | 3/1 | 125 | 1 | 1 | 1/0 |
| Jones, Cobi | M | 14/10 | 850 | 0 | 1 | 3/0 |
| Joseph, Miles | M | 1/1 | 45 | 0 | 0 | 0 |
| Keller, Kasey | GK | 6/6 | 540 | 0 | 0 | 0 |
| Kirovski, Jovan | F | 6/4 | 374 | 1 | 0 | 1/0 |
| Kreis, Jason | M | 5/2 | 235 | 0 | 0 | 0 |
| Lalas, Alexi | D | 14/13 | 1196 | 2 | 0 | 3/1 |
| Lassiter, Roy | F | 11/5 | 570 | 2 | 0 | 0 |
| Maisonneuve, Brian | M | 3/1 | 141 | 0 | 0 | 0 |
| Mason, Michael | M | 5/1 | 138 | 0 | 1 | 0 |
| McBride, Brian | F | 7/6 | 543 | 2 | 0 | 0 |
| Moore, Joe-Max | M/F | 5/5 | 450 | 1 | 1 | 0 |
| Pittman, Steve | D | 1/1 | 60 | 0 | 0 | 0 |
| Pope, Eddie | D | 9/9 | 773 | 2 | 0 | 0 |
| Radosavljevic, Preki | M/F | 8/4 | 418 | 1 | 0 | 0 |
| Ralston, Steve | M | 4/3 | 181 | 0 | 0 | 0 |
| Ramos, Tab | M | 3/3 | 270 | 1 | 0 | 0 |
| Reyna, Claudio | M | 11/10 | 864 | 1 | 1 | 3/0 |
| Sanneh, Tony | M | 3/2 | 225 | 0 | 2 | 2/0 |
| Santel, Mark | D | 1/1 | 90 | 0 | 0 | 1/0 |
| Sommer, Juergen | GK | 2/0 | 72 | 0 | 0 | 0 |
| Sorber, Mike | M | 9/6 | 532 | 0 | 0 | 0 |
| Stewart, Earnie | M/F | 7/6 | 569 | 1 | 0 | 4/0 |
| Vanney, Greg | D | 1/1 | 90 | 0 | 0 | 0 |
| Vasquez, Martin | D/M | 6/6 | 345 | 0 | 0 | 0 |
| Vermes, Peter | D | 2/1 | 106 | 0 | 0 | 0 |
| Wagner, David | F | 5/4 | 256 | 0 | 1 | 0 |
| Washington, Dante | F | 1/0 | 26 | 0 | 0 | 0 |
| Wegerle, Roy | F | 3/3 | 242 | 2 | 1 | 1/0 |
| Wynalda, Eric | F | 11/11 | 990 | 4 | 2 | 1/0 |

TOTALS 18/18 1620 22 18 27/2
Opponents 18/18 1620 21 16 43/2

GOALKEEPING STATISTICS

| Name | GP/GS | Min. | GF / GA / SO | GAA | W-L-T |
|-----------------|-------|------|--------------|------|-------|
| Dodd, Mark | 3/2 | 225 | 2 / 4 / 0 | 1.60 | 0-1-1 |
| Friedel, Brad | 10/10 | 783 | 8 / 8 / 3 | 0.92 | 3-4-3 |
| Keller, Kasey | 6/6 | 540 | 9 / 6 / 3 | 1.00 | 2-1-3 |
| Sommer, Juergen | 2/0 | 72 | 3 / 3 / 0 | 3.75 | 0-0-0 |

TOTALS 18/18 1620 22 / 21 / 6 1.17 5-6-7
Opponents 18/18 1620 21 / 22 / 6 1.22 6-5-7

NOTE: Lalas sent off against China on Feb. 1, 1997; Agoos sent off against Mexico on Nov. 2, 1997; U.S. goal totals include an own goal scored by Mexico on April 20, 1997

1996 & 1995 USMNT FINAL STATISTICS

53

1996 USMNT Final Statistics

Full International Record: 10-4-2

INDIVIDUAL STATISTICS

| Name | Pos. | GP/GS | Min. | G | A | Y/R |
|----------------------|------|-------|------|---|---|-----|
| Agoos, Jeff | D | 13/13 | 1158 | 1 | 1 | 2/0 |
| Balboa, Marcelo | D | 8/8 | 720 | 1 | 1 | 0 |
| Benedetti, Scott | D | 1/1 | 80 | 0 | 0 | 0 |
| Brose, Dario | M | 1/1 | 90 | 1 | 0 | 0 |
| Burns, Mike | D | 13/9 | 911 | 0 | 2 | 2/0 |
| Caligiuri, Paul | D | 8/4 | 454 | 0 | 0 | 3/0 |
| Corrales, Ramiro | M | 1/0 | 10 | 0 | 0 | 0 |
| Cozier, Mac | M | 1/0 | 58 | 0 | 0 | 0 |
| Dodd, Mark | GK | 1/1 | 90 | 0 | 0 | 0 |
| Dooley, Thomas | D/M | 9/8 | 589 | 2 | 0 | 2/0 |
| Eck, Ted | F | 1/1 | 60 | 0 | 0 | 0 |
| Flores, Jorge | M | 1/1 | 45 | 0 | 0 | 0 |
| Friedel, Brad | GK | 7/7 | 630 | 0 | 0 | 1/0 |
| Harbor, Jean | F | 1/1 | 32 | 0 | 0 | 0 |
| Harkes, John | M | 13/13 | 1085 | 0 | 5 | 1/0 |
| Hejduk, Frankie | D | 2/1 | 100 | 1 | 0 | 0 |
| Holocher, Paul | F | 1/0 | 30 | 0 | 0 | 0 |
| Ianni, Tayt | M | 1/1 | 90 | 0 | 0 | 0 |
| Ibsen, Zak | D | 1/1 | 90 | 0 | 0 | 0 |
| Jones, Cobi | M | 14/12 | 1073 | 2 | 0 | 0 |
| Joseph, Miles | M | 2/0 | 27 | 0 | 0 | 1/0 |
| Keller, Kasey | GK | 7/7 | 630 | 0 | 0 | 1/0 |
| Kirovski, Jovan | F | 7/2 | 237 | 1 | 0 | 0 |
| Kreis, Jason | M | 2/2 | 135 | 0 | 0 | 0 |
| Lalas, Alexi | D | 14/14 | 1265 | 0 | 4 | 7/0 |
| Lassiter, Roy | F | 7/1 | 236 | 1 | 0 | 2/0 |
| Leonetti, Joey | D | 1/0 | 45 | 0 | 0 | 0 |
| Lewis, Eddie | M | 1/1 | 90 | 0 | 1 | 0 |
| Lozzano, Lawrence | D | 1/1 | 90 | 0 | 0 | 1/0 |
| Martin, Tim | D | 1/1 | 90 | 0 | 0 | 0 |
| McBride, Brian | F | 7/2 | 281 | 2 | 1 | 0 |
| Moore, Joe-Max | F | 11/9 | 767 | 4 | 0 | 1/0 |
| Pope, Eddie | D | 5/5 | 430 | 0 | 0 | 0 |
| Radosavljevic, Preki | F | 4/2 | 201 | 1 | 1 | 0 |
| Ramos, Tab | M | 12/12 | 1006 | 1 | 1 | 4/0 |
| Reyna, Claudio | M | 14/12 | 1113 | 1 | 3 | 1/0 |
| Sommer, Juergen | GK | 1/1 | 90 | 0 | 0 | 0 |
| Sorber, Mike | M | 3/1 | 103 | 0 | 0 | 1/0 |
| Stewart, Earnie | F | 5/5 | 450 | 0 | 1 | 2/0 |
| Vanney, Greg | D | 1/0 | 20 | 0 | 0 | 0 |
| Vasquez, Martin | D | 1/1 | 90 | 0 | 0 | 1/0 |
| Wagner, David | F | 1/1 | 45 | 0 | 0 | 0 |
| Wynalda, Eric | F | 13/13 | 1061 | 9 | 2 | 4/0 |

| | | | | | |
|------------------|--------------|-------------|-----------|-----------|-------------|
| TOTALS | 16/16 | 1440 | 28 | 23 | 37/0 |
| Opponents | 16/16 | 1440 | 19 | 11 | 28 |

GOALKEEPING STATISTICS

| Name | GP/GS | Min. | GF / GA / SO | GAA | W-L-T |
|-----------------|-------|------|--------------|------|-------|
| Dodd, Mark | 1/1 | 90 | 1 / 4 / 0 | 4.00 | 0-1-0 |
| Friedel, Brad | 7/7 | 630 | 12 / 11 / 0 | 1.57 | 3-2-2 |
| Keller, Kasey | 7/7 | 630 | 13 / 3 / 5 | 0.43 | 6-1-0 |
| Sommer, Juergen | 1/1 | 90 | 2 / 1 / 0 | 1.00 | 1-0-0 |

| | | | | | |
|------------------|--------------|-------------|--------------------|-------------|---------------|
| TOTALS | 16/16 | 1440 | 28 / 19 / 5 | 1.19 | 10-4-2 |
| Opponents | 16/16 | 1440 | 19 / 28 / 2 | 1.75 | 4-10-2 |

1995 USMNT Final Statistics

Full International Record: 5-6-3

INDIVIDUAL STATISTICS

| Name | Pos. | GP/GS | Min. | G | A | Y/R |
|-------------------|------|-------|------|---|---|-----|
| Agoos, Jeff | D | 5/5 | 424 | 0 | 0 | 1/0 |
| Balboa, Marcelo | D | 6/6 | 466 | 1 | 0 | 1/0 |
| Berhalter, Gregg | D | 1/0 | 31 | 0 | 0 | 0 |
| Bliss, Brian | D | 3/1 | 93 | 0 | 0 | 0 |
| Bravo, Paul | F | 1/0 | 28 | 0 | 0 | 0 |
| Burns, Mike | M | 14/13 | 1172 | 0 | 1 | 2/0 |
| Caligiuri, Paul | D | 14/14 | 1250 | 1 | 0 | 0 |
| Deering, Chad | M | 1/1 | 46 | 0 | 0 | 0 |
| Dooley, Thomas | M | 9/9 | 786 | 1 | 0 | 1/0 |
| Friedel, Brad | GK | 9/9 | 765 | 0 | 0 | 1/0 |
| Harkes, John | M | 8/8 | 720 | 2 | 1 | 3/0 |
| Henderson, Chris | M | 2/1 | 116 | 0 | 0 | 0 |
| Ibsen, Zak | D | 2/1 | 127 | 0 | 0 | 1/0 |
| Jones, Cobi | M | 12/6 | 758 | 1 | 4 | 1/0 |
| Keller, Kasey | GK | 4/4 | 360 | 0 | 0 | 1/0 |
| Kerr, John Jr. | F | 5/3 | 320 | 1 | 1 | 0 |
| Kirovski, Jovan | F | 7/1 | 287 | 0 | 0 | 0 |
| Klopas, Frank | F | 10/7 | 463 | 1 | 0 | 3/0 |
| Lalas, Alexi | D | 12/11 | 1028 | 2 | 0 | 2/0 |
| Lapper, Mike | D | 4/4 | 315 | 0 | 0 | 1/0 |
| Lassiter, Roy | F | 2/0 | 90 | 1 | 1 | 0 |
| Lozzano, Lawrence | D | 2/1 | 51 | 0 | 0 | 0 |
| Moore, Joe-Max | F | 7/6 | 585 | 2 | 1 | 0 |
| Pittman, Steve | D | 1/1 | 90 | 0 | 0 | 0 |
| Quesada, David | F | 1/0 | 2 | 0 | 0 | 0 |
| Razov, Ante | M | 1/0 | 37 | 0 | 0 | 0 |
| Ramos, Tab | M | 8/2 | 350 | 1 | 2 | 0 |
| Reyna, Claudio | M | 9/8 | 631 | 1 | 3 | 2/0 |
| Salcedo, Jorge | D | 1/0 | 1 | 0 | 0 | 0 |
| Sommer, Juergen | GK | 2/1 | 128 | 0 | 0 | 0 |
| Sorber, Mike | M | 9/7 | 535 | 0 | 0 | 0 |
| Stewart, Earnie | F | 9/9 | 763 | 1 | 2 | 4/0 |
| Trittschuh, Steve | D | 1/1 | 90 | 0 | 0 | 1/0 |
| Wegerle, Roy | F | 5/5 | 258 | 1 | 1 | 0 |
| Wynalda, Eric | F | 8/8 | 568 | 3 | 1 | 3/0 |

| | | | | | |
|------------------|--------------|-------------|-----------|-----------|-------------|
| TOTALS | 14/14 | 1253 | 20 | 18 | 28/0 |
| Opponents | 14/14 | 1253 | 18 | 11 | 36 |

GOALKEEPING STATISTICS

| Name | GP/GS | Min. | GF / GA / SO | GAA | W-L-T |
|-----------------|-------|------|--------------|------|-------|
| Friedel, Brad | 9/9 | 765 | 5 / 11 / 2 | 1.29 | 1-5-2 |
| Keller, Kasey | 4/4 | 360 | 10 / 5 / 2 | 1.25 | 3-1-0 |
| Sommer, Juergen | 2/1 | 128 | 5 / 2 / 0 | 1.41 | 1-0-1 |

| | | | | | |
|------------------|--------------|-------------|--------------------|-------------|--------------|
| TOTALS | 14/14 | 1253 | 20 / 18 / 4 | 1.29 | 5-6-3 |
| Opponents | 14/14 | 1253 | 18 / 20 / 6 | 1.44 | 6-5-3 |

USMNT

MNT HISTORY

WORLD CUP HISTORY

PROGRAMS

COMPETITIONS

U.S. HISTORY & INFO

1994 USMNT Final Statistics

Full International Record: 7-9-11

INDIVIDUAL STATISTICS

| Name | Pos. | GP/GS | Min. | G | A | Y/R |
|--------------------|------|-------|------|---|---|-----|
| Agoos, Jeff | D | 13/12 | 997 | 0 | 0 | 0 |
| Armstrong, Desmond | D | 11/11 | 889 | 0 | 0 | 1/0 |
| Balboa, Marcelo | D | 24/22 | 1833 | 4 | 0 | 1/1 |
| Berhalter, Gregg | D | 1/0 | 44 | 0 | 0 | 0 |
| Bliss, Brian | D | 1/0 | 83 | 0 | 0 | 0 |
| Bravo, Paul | M/F | 1/0 | 8 | 0 | 0 | 0 |
| Brose, Dario | M | 2/0 | 80 | 0 | 0 | 0 |
| Burns, Mike | M | 20/16 | 1467 | 0 | 2 | 7/0 |
| Caligiuri, Paul | D | 20/16 | 1420 | 0 | 2 | 1/0 |
| Chung, Mark | M | 1/0 | 7 | 0 | 0 | 0 |
| Clavijo, Fernando | D | 8/6 | 591 | 0 | 0 | 3/1 |
| Deering, Chad | M | 1/0 | 44 | 0 | 0 | 0 |
| Dooley, Thomas | D/M | 22/21 | 1829 | 0 | 0 | 1/0 |
| Doyle, John | D | 4/4 | 316 | 0 | 1 | 0 |
| Dunn, Jason | F | 3/1 | 119 | 0 | 0 | 0 |
| Friedel, Brad | GK | 10/10 | 857 | 0 | 0 | 1/0 |
| Hahnemann, Marcus | GK | 3/3 | 249 | 0 | 0 | 0 |
| Harkes, John | M | 3/3 | 270 | 0 | 0 | 2/0 |
| Henderson, Chris | M | 13/10 | 821 | 0 | 1 | 1/0 |
| Ibsen, Zak | D | 3/0 | 113 | 0 | 0 | 0 |
| Jones, Cobi | M | 23/19 | 1692 | 2 | 0 | 0 |
| Kerr, John Jr. | F | 1/1 | 90 | 0 | 0 | 0 |
| Kinnear, Dominic | M | 9/5 | 482 | 0 | 0 | 0 |
| Kirovski, Jovan | F | 4/3 | 208 | 2 | 0 | 0 |
| Klopas, Frank | M/F | 15/12 | 857 | 8 | 0 | 5/0 |
| Kooiman, Cle | D | 2/2 | 180 | 0 | 0 | 1/0 |
| Lalas, Alexi | D | 22/22 | 1929 | 1 | 1 | 4/1 |
| Lapper, Mike | D | 10/8 | 694 | 1 | 1 | 1/1 |
| Ligeon, Maurice | D/M | 1/0 | 18 | 0 | 0 | 0 |
| Lozzano, Lawrence | D | 4/2 | 275 | 0 | 0 | 0 |
| Meola, Tony | GK | 14/14 | 1260 | 0 | 0 | 0 |
| Michalilik, Janusz | D/M | 12/7 | 608 | 0 | 1 | 1/0 |
| Moore, Joe-Max | M/F | 11/7 | 485 | 1 | 1 | 1/0 |
| Perez, Hugo | M | 17/16 | 1206 | 3 | 3 | 1/0 |
| Quinn, Brian | M | 8/3 | 361 | 0 | 0 | 0 |
| Ramos, Tab | M | 7/6 | 514 | 0 | 1 | 1/0 |
| Reyna, Claudio | M | 19/8 | 1063 | 2 | 1 | 2/0 |
| Salcedo, Jorge | M | 2/0 | 90 | 0 | 0 | 0 |
| Sommer, Juergen | GK | 2/0 | 43 | 0 | 0 | 0 |
| Sorber, Mike | M | 18/14 | 1270 | 1 | 1 | 2/0 |
| Stewart, Earnie | F | 7/5 | 495 | 1 | 0 | 0 |
| Thornton, Zach | GK | 1/0 | 21 | 0 | 0 | 0 |
| Vargas, Nelson | F | 3/0 | 93 | 0 | 0 | 0 |
| Vermes, Peter | F | 3/1 | 103 | 0 | 0 | 0 |
| Wegerle, Roy | M/F | 7/0 | 173 | 1 | 0 | 0 |
| Wynalda, Eric | M/F | 8/3 | 435 | 1 | 1 | 0 |

| | | | | | |
|------------------|--------------|-------------|-----------|-----------|-------------|
| TOTALS | 27/27 | 2430 | 30 | 17 | 37/4 |
| Opponents | 27/27 | 2430 | 28 | 17 | 44 |

GOALKEEPING STATISTICS

| Name | GP/GS | Min. | GF / GA / SO | GAA | W-L-T |
|-------------------|-------|------|--------------|------|-------|
| Friedel, Brad | 10/10 | 857 | 10 / 12 / 2 | 1.26 | 1-3-5 |
| Hahnemann, Marcus | 3/3 | 249 | 4 / 2 / 1 | 0.72 | 1-1-1 |
| Meola, Tony | 14/14 | 1260 | 15 / 13 / 4 | 0.93 | 5-4-5 |
| Sommer, Juergen | 2/0 | 43 | 1 / 1 / 0 | 2.09 | 0-1-0 |
| Thornton, Zach | 1/0 | 21 | 0 / 0 / 0 | 0.00 | 0-0-0 |

| | | | | | |
|------------------|--------------|-------------|--------------------|-------------|---------------|
| TOTALS | 27/27 | 2430 | 30 / 28 / 7 | 1.04 | 7-9-11 |
| Opponents | 27/27 | 2430 | 28 / 30 / 6 | 1.11 | 9-7-11 |

NOTE: U.S. goal totals include own goals scored by Switzerland on Jan. 22, 1994 and Colombia on June 22, 1994; Lalas sent off against Moldova on April 16, 1994; Lapper sent off against Estonia on May 7, 1994; Balboa sent off against Greece on May 28, 1994; Clavijo sent off against Brazil on July 4, 1994

1993 USMNT Final Statistics

Full International Record: 10-13-11

INDIVIDUAL STATISTICS

| Name | Pos. | GP/GS | Min. | G | A | Y/R |
|--------------------|------|-------|------|---|---|-----|
| Agoos, Jeff | D | 20/16 | 1333 | 1 | 1 | 2/0 |
| Allnutt, Yari | D | 3/1 | 182 | 2 | 0 | 1/0 |
| Armstrong, Desmond | D | 27/22 | 2128 | 0 | 0 | 1/0 |
| Balboa, Marcelo | D | 10/9 | 707 | 0 | 0 | 1/0 |
| Bliss, Brian | D | 1/0 | 30 | 0 | 0 | 0 |
| Caligiuri, Paul | D | 15/12 | 1075 | 0 | 0 | 1/0 |
| Chung, Mark | M | 14/3 | 519 | 2 | 2 | 0 |
| Clavijo, Fernando | D | 23/23 | 2029 | 0 | 0 | 2/1 |
| Deering, Chad | F | 2/0 | 85 | 0 | 0 | 0 |
| Dooley, Thomas | D/M | 17/17 | 1437 | 4 | 2 | 1/0 |
| Doyle, John | D | 9/9 | 810 | 1 | 0 | 2/0 |
| Eichmann, Eric | M | 2/0 | 77 | 0 | 0 | 0 |
| Ervine, Dale | F | 2/1 | 111 | 0 | 0 | 0 |
| Friedel, Brad | GK | 16/15 | 1395 | 0 | 0 | 1/0 |
| Gjonbalaj, Sadri | F | 2/1 | 73 | 0 | 0 | 0 |
| Harbor, Jean | F | 12/8 | 776 | 0 | 1 | 0 |
| Harkes, John | D/M | 7/7 | 624 | 0 | 1 | 0 |
| Henderson, Chris | M | 26/26 | 1969 | 1 | 5 | 2/0 |
| Imler, Erik | D | 1/1 | 43 | 0 | 0 | 0 |
| Jones, Cobi | M/F | 30/16 | 1824 | 2 | 5 | 0 |
| Kinnear, Dominic | M | 21/13 | 1148 | 7 | 1 | 2/0 |
| Klopas, Frank | F | 1/1 | 90 | 0 | 0 | 0 |
| Kooiman, Cle | D | 10/10 | 913 | 1 | 0 | 1/0 |
| Lalas, Alexi | D | 25/19 | 1857 | 4 | 3 | 2/0 |
| Lapper, Mike | D | 25/25 | 2205 | 0 | 1 | 1/0 |
| Martin, Tim | D | 1/0 | 45 | 0 | 0 | 0 |
| McBride, Brian | F | 1/0 | 27 | 0 | 0 | 0 |
| Meola, Tony | GK | 18/18 | 1588 | 0 | 0 | 2/0 |
| Michalilik, Janusz | D/M | 9/3 | 370 | 1 | 2 | 1/0 |
| Moore, Joe-Max | M/F | 23/12 | 1254 | 8 | 4 | 0 |
| Murray, Bruce | M | 12/10 | 651 | 2 | 0 | 0 |
| Perez, Hugo | M | 12/12 | 773 | 3 | 2 | 1/0 |
| Prampin, Alan | F | 2/0 | 8 | 0 | 0 | 0 |
| Quinn, Brian | M | 9/8 | 648 | 0 | 1 | 1/0 |
| Ramos, Tab | M | 9/9 | 802 | 0 | 3 | 3/0 |
| Santel, Mark | D/M | 4/1 | 134 | 1 | 0 | 0 |
| Smith, Kevin | M | 1/0 | 45 | 0 | 0 | 0 |
| Sorber, Mike | M | 15/11 | 1056 | 0 | 1 | 0 |
| Stanisic, Scoop | GK | 1/1 | 90 | 0 | 0 | 0 |
| Stewart, Earnie | F | 6/3 | 373 | 2 | 1 | 0 |
| Vermes, Peter | F | 12/9 | 626 | 1 | 2 | 0 |
| Washington, Dante | F | 3/1 | 133 | 0 | 0 | 0 |
| Wegerle, Roy | M/F | 10/9 | 843 | 0 | 4 | 0 |
| Woodring, Peter | M | 3/2 | 161 | 0 | 0 | 0 |
| Wynalda, Eric | F | 9/9 | 736 | 2 | 0 | 0 |

| | | | | | |
|------------------|--------------|-------------|-----------|-----------|-------------|
| TOTALS | 34/34 | 3073 | 45 | 42 | 28/1 |
| Opponents | 34/34 | 3073 | 44 | 26 | 52 |

GOALKEEPING STATISTICS

| Name | GP/GS | Min. | GF / GA / SO | GAA | W-L-T |
|-----------------|-------|------|--------------|------|-------|
| Friedel, Brad | 16/15 | 1395 | 18 / 18 / 5 | 1.16 | 3-6-7 |
| Meola, Tony | 18/18 | 1588 | 25 / 24 / 7 | 1.36 | 7-7-3 |
| Stanisic, Scoop | 1/1 | 90 | 2 / 2 / 0 | 2.00 | 0-0-1 |

| | | | | | |
|------------------|--------------|-------------|---------------------|-------------|-----------------|
| TOTALS | 34/34 | 3073 | 45 / 44 / 12 | 1.29 | 10-13-11 |
| Opponents | 34/34 | 3073 | 44 / 45 / 12 | 1.31 | 13-10-11 |

NOTE: Clavijo sent off after leaving the U.S. bench against El Salvador on Dec. 5, 1993; Minute totals include sudden-death overtime victory (103 minutes) vs. Costa Rica on July 21, 1993

1992 & 1991 USMNT FINAL STATISTICS

55

1992 USMNT Final Statistics

Full International Record: 6-11-4

INDIVIDUAL STATISTICS

| Name | Pos. | GP/GS | Min. | G | A | Y/R |
|--------------------|------|-------|------|---|---|-----|
| Acosta, Jorge | F | 10/5 | 503 | 0 | 1 | 2/0 |
| Allnutt, Yari | M | 2/0 | 63 | 0 | 0 | 0 |
| Armstrong, Desmond | D | 9/9 | 765 | 0 | 0 | 0 |
| Balboa, Marcelo | D | 21/21 | 1879 | 3 | 1 | 6/1 |
| Benedict, Brian | M | 3/2 | 109 | 0 | 0 | 0 |
| Burns, Mike | D | 1/1 | 90 | 0 | 0 | 0 |
| Caligiuri, Paul | M | 7/6 | 509 | 0 | 1 | 0 |
| Chung, Mark | M | 7/2 | 285 | 0 | 0 | 0 |
| Clavijo, Fernando | D | 15/12 | 1160 | 0 | 1 | 1/0 |
| DeBrito, John | M | 5/3 | 303 | 0 | 0 | 0 |
| Dodd, Mark | GK | 4/3 | 296 | 0 | 0 | 1/0 |
| Dooley, Thomas | D | 5/5 | 450 | 0 | 1 | 0 |
| Doyle, John | D | 12/12 | 1080 | 0 | 1 | 1/0 |
| Eck, Ted | F | 1/0 | 7 | 0 | 0 | 0 |
| Feuer, Ian | GK | 1/0 | 19 | 0 | 0 | 0 |
| Friedel, Brad | GK | 1/1 | 90 | 0 | 0 | 0 |
| Gosselin, Mike | D | 1/0 | 12 | 0 | 0 | 0 |
| Harbor, Jean | F | 2/1 | 118 | 0 | 0 | 0 |
| Harkes, John | M | 5/5 | 438 | 2 | 0 | 1/0 |
| Henderson, Chris | M | 9/7 | 564 | 0 | 0 | 0 |
| Huseinovic, Mirsad | M | 1/0 | 2 | 0 | 0 | 0 |
| Ibsen, Zak | D | 9/2 | 341 | 0 | 0 | 0 |
| Jaguanda, Carlos | F | 2/0 | 55 | 0 | 0 | 0 |
| Jones, Cobi | F | 3/1 | 134 | 1 | 2 | 0 |
| Keller, Kasey | GK | 1/1 | 90 | 0 | 0 | 0 |
| Kinnear, Dominic | M | 10/8 | 676 | 1 | 1 | 1/0 |
| Kmosko, Matt | D | 3/2 | 198 | 0 | 0 | 0 |
| Lapper, Mike | D | 4/4 | 360 | 0 | 0 | 0 |
| Lassiter, Roy | F | 1/0 | 29 | 0 | 0 | 0 |
| Leonetti, Joey | F | 1/0 | 29 | 0 | 0 | 0 |
| Masters, Mike | F | 1/0 | 31 | 0 | 0 | 0 |
| Meola, Tony | GK | 16/16 | 1395 | 0 | 0 | 0 |
| Michallik, Janusz | D | 16/11 | 976 | 0 | 2 | 0 |
| Moore, Joe-Max | M | 1/1 | 90 | 0 | 1 | 1/0 |
| Murray, Bruce | M | 12/12 | 817 | 2 | 1 | 2/0 |
| Perez, Hugo | M | 17/17 | 1378 | 3 | 1 | 1/0 |
| Quinn, Brian | M | 19/19 | 1651 | 0 | 0 | 4/1 |
| Ramos, Tab | M | 6/6 | 525 | 1 | 1 | 0 |
| Savage, Bruce | D | 8/6 | 574 | 0 | 0 | 0 |
| Sorber, Mike | M | 12/7 | 743 | 1 | 0 | 0 |
| Stewart, Earnie | F | 7/2 | 299 | 0 | 0 | 1/0 |
| Strouse, Andy | F | 3/2 | 188 | 0 | 0 | 0 |
| Sullivan, Chris | F | 2/1 | 84 | 0 | 0 | 1/0 |
| Vermes, Peter | F | 9/9 | 511 | 1 | 1 | 0 |
| Wegerle, Roy | M | 4/3 | 315 | 1 | 1 | 0 |
| Wynalda, Eric | F | 7/7 | 559 | 5 | 1 | 0 |

| | | | | | |
|------------------|--------------|-------------|-----------|-----------|-------------|
| TOTALS | 21/21 | 1890 | 21 | 18 | 23/2 |
| Opponents | 21/21 | 1890 | 27 | 15 | 22 |

GOALKEEPING STATISTICS

| Name | GP/GS | Min. | GF / GA / SO | GAA | W-L-T |
|---------------|-------|------|--------------|------|-------|
| Dodd, Mark | 4/3 | 296 | 1 / 5 / 1 | 1.52 | 0-3-1 |
| Feuer, Ian | 1/0 | 19 | 0 / 1 / 0 | 4.74 | 0-0-0 |
| Friedel, Brad | 1/1 | 90 | 2 / 0 / 1 | 0.00 | 1-0-0 |
| Keller, Kasey | 1/1 | 90 | 0 / 1 / 0 | 1.00 | 0-1-0 |
| Meola, Tony | 16/16 | 1395 | 18 / 20 / 4 | 1.29 | 5-7-3 |

| | | | | | |
|------------------|--------------|-------------|---------------------|-------------|---------------|
| TOTALS | 21/21 | 1890 | 21 / 27 / 6 | 1.29 | 6-11-4 |
| Opponents | 21/21 | 1890 | 27 / 21 / 12 | 1.00 | 11-6-4 |

NOTE: Balboa sent off against El Salvador on Feb. 18, 1992; Quinn sent off against Saudi Arabia on Oct. 15, 1992

1991 USMNT Final Statistics

Full International Record: 8-4-5

INDIVIDUAL STATISTICS

| Name | Pos. | GP/GS | Min. | G | A | Y/R |
|--------------------|------|-------|------|---|---|-----|
| Acosta, Jorge | F | 2/2 | 89 | 0 | 0 | 0 |
| Agoos, Jeff | D | 7/6 | 435 | 0 | 0 | 0 |
| Armstrong, Desmond | D | 11/10 | 916 | 0 | 0 | 1/0 |
| Baicher, Jeff | F | 1/0 | 12 | 0 | 0 | 0 |
| Balboa, Marcelo | D | 15/15 | 1330 | 2 | 1 | 2/1 |
| Banks, Jimmy | D | 3/3 | 251 | 0 | 0 | 0 |
| Benedict, Brian | M | 1/0 | 45 | 0 | 0 | 0 |
| Caligiuri, Paul | D | 8/8 | 720 | 0 | 0 | 0 |
| Clavijo, Fernando | D | 14/13 | 1195 | 0 | 0 | 1/1 |
| Cruz, Alberto | F | 1/0 | 45 | 0 | 0 | 0 |
| Dayak, Troy | D | 4/4 | 345 | 0 | 0 | 0 |
| DeBrito, John | M | 1/0 | 15 | 0 | 0 | 0 |
| Dodd, Mark | GK | 1/1 | 90 | 0 | 0 | 0 |
| Doyle, John | D | 5/5 | 450 | 1 | 0 | 2/0 |
| Dufrene, Ronil | F | 2/1 | 90 | 0 | 0 | 0 |
| Eck, Ted | F | 5/0 | 143 | 0 | 0 | 0 |
| Fraser, Robin | D | 2/1 | 162 | 0 | 0 | 0 |
| Gjonbalaj, Sadri | F | 1/1 | 45 | 1 | 0 | 0 |
| Gyau, Philip | F | 1/0 | 13 | 0 | 0 | 0 |
| Henderson, Chris | F | 16/16 | 1278 | 0 | 3 | 1/0 |
| Jonas, Mark | F | 1/0 | 45 | 0 | 0 | 0 |
| Kinnear, Dominic | M | 11/4 | 444 | 2 | 0 | 0 |
| Klopas, Frank | F | 1/1 | 90 | 1 | 0 | 0 |
| Krumpe, Paul | M | 3/3 | 270 | 0 | 0 | 1/0 |
| Lalas, Alexi | D | 2/2 | 180 | 0 | 2 | 0 |
| Meola, Tony | GK | 17/16 | 1530 | 0 | 0 | 0 |
| Michallik, Janusz | M | 7/6 | 477 | 0 | 1 | 0 |
| Murray, Bruce | F | 16/15 | 1438 | 6 | 3 | 0/1 |
| Perez, Hugo | M | 11/9 | 878 | 1 | 2 | 1/0 |
| Quinn, Brian | M | 11/11 | 990 | 1 | 1 | 0 |
| Santel, Mark | D | 2/0 | 49 | 0 | 0 | 0 |
| Savage, Bruce | D | 6/3 | 415 | 0 | 0 | 0 |
| Slivinski, Mike | M | 1/1 | 45 | 0 | 0 | 0 |
| Snyder, Troy | D | 4/0 | 61 | 0 | 0 | 0 |
| Trittschuh, Steve | D | 4/2 | 240 | 0 | 0 | 0 |
| Vargas, Nelson | M | 1/0 | 45 | 0 | 0 | 0 |
| Vermes, Peter | F | 12/12 | 1027 | 3 | 0 | 0 |
| Washington, Dante | F | 2/2 | 135 | 2 | 0 | 0 |
| Wynalda, Eric | F | 15/15 | 886 | 2 | 3 | 2/0 |

| | | | | | |
|------------------|--------------|-------------|-----------|-----------|-------------|
| TOTALS | 17/17 | 1530 | 22 | 16 | 11/3 |
| Opponents | 17/17 | 1530 | 13 | - | - |

GOALKEEPING STATISTICS

| Name | GP/GS | Min. | GF / GA / SO | GAA | W-L-T |
|-------------|-------|------|--------------|------|-------|
| Dodd, Mark | 1/1 | 90 | 1 / 0 / 1 | 1.00 | 1-0-0 |
| Meola, Tony | 16/16 | 1440 | 21 / 13 / 6 | 0.81 | 7-4-5 |

| | | | | | |
|------------------|--------------|-------------|--------------------|-------------|--------------|
| TOTALS | 17/17 | 1530 | 22 / 13 / 7 | 0.76 | 8-4-5 |
| Opponents | 17/17 | 1530 | 13 / 22 / 4 | 1.29 | 4-8-5 |

NOTES: Balboa sent off against Guatemala on July 1, 1991; Clavijo sent off against Argentina on May 19, 1991; Murray sent off against Costa Rica on Nov. 24, 1991

USMNT

MNT HISTORY

WORLD CUP HISTORY

PROGRAMS

COMPETITIONS

U.S. HISTORY & INFO

U.S. Men's National Team Year-by-Year All-Time Results

All-Time Record: 288-245-140
World Cup Record: 8-19-6
World Cup Qualifying Record: 73-39-32

* FIFA World Cup qualifier ** FIFA World Cup ^ Concacaf Gold Cup
 @ CONMEBOL Copa America # FIFA Confederations Cup ++ Olympics
 + FIFA Confederations Cup Qualifier % NAFC Championship

2020

| Date | Opponent | Result | Location | Attendance |
|---------|-------------|--------|--------------------------|------------|
| Feb. 1 | Costa Rica | 1-0 W | Carson, Calif. | 9,172 |
| Nov. 12 | Wales | 0-0 D | Swansea, Wales | N/A |
| Nov. 16 | Panama | 6-2 W | Wiener Neustadt, Austria | N/A |
| Dec. 9 | El Salvador | 6-0 W | Fort Lauderdale, Fla. | 2,500 |

2019

| Date | Opponent | Result | Location | Attendance |
|----------|--------------------------------|--------|-----------------------------|------------|
| Jan. 27 | Panama | 3-0 W | Glendale, Ariz. | 9,040 |
| Feb. 2 | Costa Rica | 2-0 W | San Jose, Calif. | 13,656 |
| March 21 | Ecuador | 1-0 W | Orlando, Fla. | 17,422 |
| March 26 | Chile | 1-1 D | Houston, Texas | 18,033 |
| June 5 | Jamaica | 0-1 L | Washington, D.C. | 17,719 |
| June 9 | Venezuela | 0-3 L | Cincinnati, Ohio | 23,955 |
| June 18 | Guyana [^] | 4-0 W | Saint Paul, Minn. | 19,418 |
| June 22 | Trinidad & Tobago [^] | 6-0 W | Cleveland, Ohio | 23,921 |
| June 26 | Panama [^] | 1-0 W | Kansas City, Kan. | 17,037 |
| June 30 | Curaçao [^] | 1-0 W | Philadelphia, Pa. | 26,233 |
| July 3 | Jamaica [^] | 3-1 W | Nashville, Tenn. | 28,473 |
| July 7 | Mexico [^] | 0-1 L | Chicago, Ill. | 62,493 |
| Sept. 6 | Mexico | 0-3 L | East Rutherford, N.J. | 47,960 |
| Sept. 10 | Uruguay | 1-1 D | St. Louis, Mo. | 20,625 |
| Oct. 11 | Cuba& | 7-0 W | Washington, D.C. | 13,784 |
| Oct. 15 | Canada& | 0-2 L | Toronto, Canada | 17,126 |
| Nov. 15 | Canada& | 4-1 W | Orlando, Fla. | 13,103 |
| Nov. 19 | Cuba& | 4-0 W | George Town, Cayman Islands | 1,966 |

2018

| Date | Opponent | Result | Location | Attendance |
|----------|------------------------|--------|-----------------------|------------|
| Jan. 28 | Bosnia and Herzegovina | 0-0 D | Carson, Calif. | 11,161 |
| March 27 | Paraguay | 1-0 W | Cary, N.C. | 9,895 |
| May 28 | Bolivia | 3-0 W | Chester, Pa. | 11,882 |
| June 2 | Ireland | 1-2 L | Dublin, Ireland | 32,300 |
| June 9 | France | 1-1 D | Lyon, France | 58,241 |
| Sept. 7 | Brazil | 0-2 L | East Rutherford, N.J. | 32,489 |
| Sept. 11 | Mexico | 1-0 W | Nashville, Tenn. | 40,194 |
| Oct. 11 | Colombia | 2-4 L | Tampa, Fla. | 38,631 |
| Oct. 16 | Peru | 1-1 D | East Hartford, Conn. | 24,959 |
| Nov. 15 | England | 0-3 L | London, England | 68,155 |
| Nov. 20 | Italy | 0-1 L | Genk, Belgium | 13,500 |

2017

| Date | Opponent | Result | Location | Attendance |
|----------|---------------------|--------|--------------------------|-------------|
| Jan. 29 | Serbia | 0-0 D | San Diego, Calif. | 20,079 |
| Feb. 3 | Jamaica | 1-0 W | Chattanooga, Tenn. | 17,903 |
| March 24 | Honduras * | 6-0 W | San Jose, Calif. | 17,729 |
| March 28 | Panama * | 1-1 D | Panama City, Panama | 23,052 |
| June 3 | Venezuela | 1-1 D | Sandy, Utah | 17,315 |
| June 8 | Trinidad & Tobago * | 2-0 W | Commerce City, Colo. | (so) 19,188 |
| June 11 | Mexico * | 1-1 D | Mexico City, Mexico | 71,537 |
| July 1 | Ghana | 2-1 W | East Hartford, Conn. | 28,754 |
| July 8 | Panama ^ | 1-1 D | Nashville, Tenn. | 47,622 |
| July 12 | Martinique ^ | 3-2 W | Tampa, Fla. | 23,368 |
| July 15 | Nicaragua ^ | 3-0 W | Cleveland, Ohio | 27,934 |
| July 19 | El Salvador ^ | 2-0 W | Philadelphia, Pa. | 31,615 |
| July 22 | Costa Rica ^ | 2-0 W | Arlington, Texas | 45,516 |
| July 26 | Jamaica ^ | 2-1 W | Santa Clara, Calif. | 63,032 |
| Sept. 1 | Costa Rica * | 0-2 L | Harrison, N.J. | (so) 26,500 |
| Sept. 5 | Honduras * | 1-1 D | San Pedro Sula, Honduras | (so) 37,325 |
| Oct. 6 | Panama * | 4-0 W | Orlando, Fla. | (so) 25,303 |
| Oct. 10 | Trinidad & Tobago * | 1-2 L | Trinidad & Tobago | 1,500 |
| Nov. 14 | Portugal | 1-1 D | Leiria, Portugal | 19,017 |

YEAR-BY-YEAR ALL-TIME RESULTS

57

USMNT

MNT HISTORY

WORLD CUP HISTORY

PROGRAMS

COMPETITIONS

U.S. HISTORY & INFO

2016

| Date | Opponent | Result | Location | Attendance |
|----------|----------------------------------|--------|---|-------------|
| Jan. 31 | Iceland | 3-2 W | Carson, Calif. | 8,803 |
| Feb. 5 | Canada | 1-0 W | Carson, Calif. | 9,274 |
| March 25 | Guatemala * | 0-2 L | Guatemala City, Guatemala | 18,313 |
| March 29 | Guatemala * | 4-0 W | Columbus, Ohio | 20,624 |
| May 22 | Puerto Rico | 3-1 W | Bayamon, Puerto Rico | 14,000 |
| May 25 | Ecuador | 1-0 W | Frisco, Texas | 9,893 |
| May 28 | Bolivia | 4-0 W | Kansas City, Kan. | 8,894 |
| June 3 | Colombia @ | 0-2 L | Santa Clara, Calif. | 67,439 (so) |
| June 7 | Costa Rica @ | 4-0 W | Chicago, Ill. | 39,642 |
| June 11 | Paraguay @ | 1-0 W | Philadelphia, Pa. | 51,041 |
| June 16 | Ecuador @ | 2-1 W | Seattle, Wash. | 47,322 |
| June 21 | Argentina @ | 0-4 L | Houston, Texas | 70,858 (so) |
| June 25 | Colombia @ | 0-1 L | Glendale, Ariz. | 29,041 |
| Sept. 2 | St. Vincent and the Grenadines * | 6-0 W | Kingstown, St. Vincent and the Grenadines | N/A |
| Sept. 6 | Trinidad & Tobago * | 4-0 W | Jacksonville, Fla. | 19,410 |
| Oct. 7 | Cuba | 2-0 W | Havana, Cuba | 7,000 |
| Oct. 11 | New Zealand | 1-1 D | Washington, D.C. | 9,012 |
| Nov. 11 | Mexico * | 1-2 L | Columbus, Ohio | 24,650 |
| Nov. 15 | Costa Rica * | 0-4 L | San Jose, Costa Rica | 35,400 |

2015

| Date | Opponent | Result | Location | Attendance |
|----------|--------------------------------|--------------------|----------------------------------|-------------|
| Jan. 28 | Chile | 2-3 L | Rancagua, Chile | 12,420 |
| Feb. 8 | Panama | 2-0 W | Carson, Calif. | 20,271 |
| March 25 | Denmark | 2-3 L | Århus, Denmark | 10,505 |
| March 31 | Switzerland | 1-1 D | Zurich, Switzerland | 16,100 |
| April 15 | Mexico | 2-0 W | San Antonio, Texas | (SO) 64,369 |
| June 5 | Netherlands | 4-3 W | Amsterdam, Netherlands | 46,000 |
| June 10 | Germany | 2-1 W | Cologne, Germany | 40,348 |
| July 3 | Guatemala | 4-0 W | Nashville, Tenn. | 44,835 |
| July 7 | Honduras ^ | 2-1 W | Frisco, Texas | (SO) 22,357 |
| July 10 | Haiti ^ | 1-0 W | Foxborough, Mass. | 46,720 |
| July 13 | Panama ^ | 1-1 D | Kansas City, Kan. | (SO) 18,467 |
| July 18 | Cuba ^ | 6-0 W | Baltimore, Md. | 37,994 |
| July 22 | Jamaica ^ | 2-1 L | Atlanta, Ga. | 70,511 |
| July 25 | Panama ^ | 1-1 D (2-3 pks) | Philadelphia, Pa. | 12,598 |
| Sept. 4 | Peru | 2-1 W | Washington, D.C. | 28,896 |
| Sept. 8 | Brazil | 1-4 L | Foxborough, Mass. | 29,308 |
| Oct. 10 | Mexico | 1-1 D (2-3 A.E.T.) | Pasadena, Calif. | (SO) 93,723 |
| Oct. 13 | Costa Rica | 0-1 L | Harrison, N.J. | 9,214 |
| Nov. 13 | St. Vincent & The Grenadines * | 6-1 W | St. Louis, Mo. | 43,433 |
| Nov. 17 | Trinidad & Tobago * | 0-0 D | Port of Spain, Trinidad & Tobago | 22,809 |

2014

| Date | Opponent | Result | Location | Attendance |
|---------|-----------------|--------|-----------------------------|------------|
| Feb. 1 | Korea Republic | 2-0 W | Carson, Calif. | 27,000 |
| March 5 | Ukraine | 0-2 L | Larnaca, Cyprus | 1,573 |
| April 2 | Mexico | 2-2 T | Glendale, Ariz. | 59,066 |
| May 27 | Azerbaijan | 2-0 W | San Francisco, Calif. | 24,688 |
| June 1 | Turkey | 2-1 W | Harrison, N.J. | 26,762 |
| June 7 | Nigeria | 2-1 W | Jacksonville, Fla. | 52,033 |
| June 16 | Ghana** | 2-1 W | Natal, Brazil | 39,760 |
| June 22 | Portugal** | 2-2 T | Manaus, Brazil | 40,123 |
| June 26 | Germany** | 0-1 L | Recife, Brazil | 41,876 |
| July 1 | Belgium** | 1-2 L | Salvador, Brazil | 51,227 |
| Sept. 3 | Czech Republic | 1-0 W | Prague, Czech Republic | 12,642 |
| Oct. 10 | Ecuador | 1-1 T | East Hartford, Conn. | 36,265 |
| Oct. 14 | Honduras | 1-1 T | Boca Raton, Fla. | 14,805 |
| Nov. 14 | Colombia | 1-2 L | London, England | 24,235 |
| Nov. 18 | Rep. of Ireland | 1-4 L | Dublin, Republic of Ireland | 33,332 |

2013

| Date | Opponent | Result | Location | Attendance |
|----------|--------------------|--------|------------------------------|------------|
| Jan. 29 | Canada | 0-0 T | Houston, Texas | 11,737 |
| Feb. 6 | Honduras * | 1-2 L | San Pedro Sula, Honduras | 37,000 |
| March 22 | Costa Rica * | 1-0 W | Commerce City, Colo. | 19,374 |
| March 26 | Mexico * | 0-0 T | Mexico City, Mexico | 85,500 |
| May 29 | Belgium | 2-4 L | Cleveland, Ohio | 27,720 |
| June 2 | Germany | 4-3 W | Washington, D.C. | 47,359 |
| June 7 | Jamaica * | 2-1 W | Kingston, Jamaica | 12,130 |
| June 11 | Panama * | 2-0 W | Seattle, Wash. | 40,847 |
| June 18 | Honduras * | 1-0 W | Sandy, Utah | 20,250 |
| July 5 | Guatemala ^ | 6-0 W | San Diego, Calif. | 25,080 |
| July 9 | Belize ^ | 6-1 W | Portland, Ore. | 18,724 |
| July 13 | Cuba ^ | 4-1 W | Sandy, Utah | 17,597 |
| July 16 | Costa Rica ^ | 1-0 W | East Hartford, Conn. | 25,432 |
| July 21 | El Salvador ^ | 5-1 W | Baltimore, Md. | 70,540 |
| July 24 | Honduras ^ | 3-1 W | Arlington, Texas | 81,410 |
| July 28 | Panama ^ | 1-0 W | Chicago, Ill. | 57,920 |
| Aug. 14 | Bosnia-Herzegovina | 4-3 W | Sarajevo, Bosnia-Herzegovina | 24,000 |
| Sep. 6 | Costa Rica * | 1-3 L | San Jose, Costa Rica | 35,000 |
| Sep. 10 | Mexico * | 2-0 W | Columbus, Ohio | 24,584 |
| Oct. 11 | Jamaica * | 2-0 W | Kansas City, Kan. | 18,467 |
| Oct. 15 | Panama * | 3-2 W | Panama City, Panama | 18,254 |
| Nov. 15 | Scotland | 0-0 T | Glasgow, Scotland | 21,079 |
| Nov. 19 | Austria | 0-1 L | Vienna, Austria | 20,200 |

2012

| Date | Opponent | Result | Location | Attendance |
|----------|---------------------|--------|---------------------------|------------|
| Jan. 21 | Venezuela | 1-0 W | Glendale, Ariz. | 22,403 |
| Jan. 25 | Panama | 1-0 W | Panama City, Panama | 15,000 |
| Feb. 29 | Italy | 1-0 W | Genoa, Italy | 15,000 |
| May 26 | Scotland | 5-1 W | Jacksonville, Fla. | 44,438 |
| May 30 | Brazil | 1-4 L | Landover, Md. | 67,619 |
| June 3 | Canada | 0-0 T | Toronto, Canada | 15,247 |
| June 8 | Antigua & Barbuda * | 3-1 W | Tampa, Fla. | 23,971 |
| June 12 | Guatemala * | 1-1 T | Guatemala City, Guatemala | 18,000 |
| Aug. 15 | Mexico | 1-0 W | Mexico City, Mexico | 56,000 |
| Sept. 7 | Jamaica * | 1-2 L | Kingston, Jamaica | 24,000 |
| Sept. 11 | Jamaica * | 1-0 W | Columbus, Ohio | 23,881 |
| Oct. 12 | Antigua & Barbuda * | 2-1 W | North Sound, Antigua | 7,000 |
| Oct. 16 | Guatemala * | 3-1 W | Kansas City, Kan. | 16,947 |
| Nov. 14 | Russia | 2-2 T | Krasnodar, Russia | 28,200 |

2011

| Date | Opponent | Result | Location | Attendance |
|----------------|--------------|--------|---------------------|------------|
| Jan. 22, 2011 | Chile | 1-1 T | Carson, Calif. | 18,580 |
| March 26, 2011 | Argentina | 1-1 T | E. Rutherford, N.J. | 78,936 |
| March 29, 2011 | Paraguay | 0-1 L | Nashville, Tenn. | 29,059 |
| June 4, 2011 | Spain | 0-4 L | Foxborough, Mass. | 64,121 |
| June 7, 2011 | Canada ^ | 2-0 W | Detroit, Mich. | 28,209 |
| June 11, 2011 | Panama ^ | 1-2 L | Tampa, Fla. | 27,731 |
| June 14, 2011 | Guadeloupe ^ | 1-0 W | Kansas City, Kan. | 21,109 |
| June 19, 2011 | Jamaica ^ | 2-0 W | Washington, D.C. | 45,423 |
| June 22, 2011 | Panama ^ | 1-0 W | Houston, Texas | 70,267 |
| June 25, 2011 | Mexico ^ | 2-4 L | Pasadena, Calif. | 93,420 |
| Aug. 10, 2011 | Mexico | 1-1 T | Philadelphia, Pa. | 30,138 |
| Sept. 2, 2011 | Costa Rica | 0-1 L | Carson, Calif. | 15,798 |
| Sept. 6, 2011 | Belgium | 0-1 L | Brussels, Belgium | 21,946 |
| Oct. 8, 2011 | Honduras | 1-0 W | Miami Gardens, Fla. | 21,170 |
| Oct. 11, 2011 | Ecuador | 0-1 L | Harrison, N.J. | 20,707 |
| Nov. 11, 2011 | France | 0-1 L | Saint-Denis, France | 70,018 |
| Nov. 15, 2011 | Slovenia | 3-2 W | Ljubljana, Slovenia | 8,140 |

YEAR-BY-YEAR ALL-TIME RESULTS

59

USMNT
MNT HISTORY

WORLD CUP HISTORY

PROGRAMS

COMPETITIONS

U.S. HISTORY & INFO

2010

| Date | Opponent | Result | Location | Attendance |
|---------------|----------------|------------|--------------------------------|------------|
| Jan. 23, 2010 | Honduras | 1-3 L | Carson, Calif. | 18,626 |
| Feb. 24, 2010 | El Salvador | 2-1 W | Tampa, Fla. | 21,737 |
| March 3, 2010 | Netherlands | 1-2 L | Amsterdam, Netherlands | 46,630 |
| May 25, 2010 | Czech Republic | 2-4 L | East Hartford, Conn. | 36,218 |
| May 29, 2010 | Turkey | 2-1 W | Philadelphia, Pa. | 55,407 |
| June 5, 2010 | Australia | 3-1 W | Rodepoort, South Africa | 6,000 |
| June 12, 2010 | England ** | 1-1 T | Rustenburg, South Africa | 38,646 |
| June 18, 2010 | Slovenia ** | 2-2 T | Johannesburg, South Africa | 45,573 |
| June 23, 2010 | Algeria ** | 1-0 W | Tshwane/Pretoria, South Africa | 35,827 |
| June 26, 2010 | Ghana ** | 1-2 L (ot) | Rustenburg, South Africa | 34,976 |
| Aug. 10, 2010 | Brazil | 0-2 L | East Rutherford, N.J. | 77,223 |
| Oct. 9, 2010 | Poland | 2-2 T | Chicago, Ill. | 31,696 |
| Oct. 12, 2010 | Colombia | 0-0 T | Chester, Pa. | 8,823 |
| Nov. 17, 2010 | South Africa | 1-0 W | Cape Town, South Africa | 52,000 |

2009

| Date | Opponent | Result | Location | Attendance |
|----------------|---------------------|------------|--------------------------------|-------------|
| Jan. 24, 2009 | Sweden | 3-2 W | Carson, Calif. | 9,918 |
| Feb. 11, 2009 | Mexico * | 2-0 W | Columbus, Ohio | (SO) 23,776 |
| March 28, 2009 | El Salvador * | 2-2 T | San Salvador, El Salvador | 30,500 |
| April 1, 2009 | Trinidad & Tobago * | 3-0 W | Nashville, Tenn. | 27,959 |
| June 3, 2009 | Costa Rica * | 1-3 L | San Jose, Costa Rica | 19,200 |
| June 6, 2009 | Honduras * | 2-1 W | Chicago, Ill. | 55,647 |
| June 15, 2009 | Italy # | 1-3 L | Tshwane/Pretoria, South Africa | 34,341 |
| June 18, 2009 | Brazil # | 0-3 L | Tshwane/Pretoria, South Africa | 39,617 |
| June 21, 2009 | Egypt # | 3-0 W | Rustenburg, South Africa | 23,140 |
| June 24, 2009 | Spain # | 2-0 W | Bloemfontein, South Africa | 35,396 |
| June 28, 2009 | Brazil # | 2-3 L | Johannesburg, South Africa | 52,291 |
| July 4, 2009 | Grenada ^ | 4-0 W | Seattle, Wash. | 15,387 |
| July 8, 2009 | Honduras ^ | 2-0 W | Washington, D.C. | 26,079 |
| July 11, 2009 | Haiti ^ | 2-2 T | Foxborough, Mass. | 24,137 |
| July 18, 2009 | Panama ^ | 2-1 W (ot) | Philadelphia, Pa. | 32,000 |
| July 23, 2009 | Honduras ^ | 2-0 W | Chicago, Ill. | 55,173 |
| July 26, 2009 | Mexico ^ | 0-5 L | East Rutherford, N.J. | (SO) 79,156 |
| Aug. 12, 2009 | Mexico * | 1-2 L | Mexico City, Mexico | 104,499 |
| Sept. 5, 2009 | El Salvador * | 2-1 W | Sandy, Utah | 19,066 |
| Sept. 9, 2009 | Trinidad & Tobago * | 1-0 W | Port of Spain, Trinidad | 4,700 |
| Oct. 10, 2009 | Honduras * | 3-2 W | San Pedro Sula, Honduras | 37,000 |
| Oct. 14, 2009 | Costa Rica * | 2-2 T | Washington, D.C. | 26,243 |
| Nov. 14, 2009 | Slovakia | 0-1 L | Bratislava, Slovakia | 7,200 |
| Nov. 18, 2009 | Denmark | 1-3 L | Aarhus, Denmark | 15,172 |

2008

| Date | Opponent | Result | Location | Attendance |
|----------------|---------------------|--------|---------------------------|-------------|
| Jan. 19, 2008 | Sweden | 2-0 W | Carson, Calif. | 14,878 |
| Feb. 6, 2008 | Mexico | 2-2 T | Houston, Texas | (SO) 70,103 |
| March 26, 2008 | Poland | 3-0 W | Krakow, Poland | (SO) 20,000 |
| May 28, 2008 | England | 0-2 L | London, England | 71,233 |
| June 4, 2008 | Spain | 0-1 L | Santander, Spain | 13,500 |
| June 8, 2008 | Argentina | 0-0 T | East Rutherford, N.J. | (SO) 78,682 |
| June 15, 2008 | Barbados * | 8-0 W | Carson, Calif. | 11,476 |
| June 22, 2008 | Barbados * | 1-0 W | Bridgetown, Barbados | 2,000 |
| Aug. 20, 2008 | Guatemala * | 1-0 W | Guatemala City, Guatemala | 25,000 |
| Sept. 6, 2008 | Cuba * | 1-0 W | Havana, Cuba | 12,000 |
| Sept. 10, 2008 | Trinidad & Tobago * | 3-0 W | Bridgeview, Ill. | 11,452 |
| Oct. 11, 2008 | Cuba * | 6-1 W | Washington, D.C. | 20,293 |
| Oct. 15, 2008 | Trinidad & Tobago * | 1-2 L | Port of Spain, Trinidad | 18,000 |
| Nov. 19, 2008 | Guatemala * | 2-0 W | Commerce City, Colo. | 9,303 |

2007

| Date | Opponent | Result | Location | Attendance |
|----------------|---------------------|--------|----------------------------|-------------|
| Jan. 20, 2007 | Denmark | 3-1 W | Carson, Calif. | 10,048 |
| Feb. 7, 2007 | Mexico | 2-0 W | Glendale, Ariz. | 62,462 |
| March 25, 2007 | Ecuador | 3-1 W | Tampa, Fla. | 31,547 |
| March 28, 2007 | Guatemala | 0-0 T | Frisco, Texas | 10,932 |
| June 2, 2007 | China PR | 4-1 W | San Jose, Calif. | 20,821 |
| June 7, 2007 | Guatemala ^ | 1-0 W | Carson, Calif. | (SO) 27,000 |
| June 9, 2007 | Trinidad & Tobago ^ | 2-0 W | Carson, Calif. | (SO) 27,000 |
| June 12, 2007 | El Salvador ^ | 4-0 W | Foxborough, Mass. | 26,523 |
| June 16, 2007 | Panama ^ | 2-1 W | Foxborough, Mass. | 22,412 |
| June 21, 2007 | Canada ^ | 2-1 W | Chicago, Ill. | 50,760 |
| June 24, 2007 | Mexico ^ | 2-1 W | Chicago, Ill. | (SO) 60,000 |
| June 28, 2007 | Argentina @ | 1-4 L | Maracaibo, Venezuela | (SO) 37,000 |
| July 2, 2007 | Paraguay @ | 1-3 L | Barinas, Venezuela | (SO) 25,000 |
| July 5, 2007 | Colombia @ | 0-1 L | Barquisimeto, Venezuela | (SO) 35,000 |
| Aug. 22, 2007 | Sweden | 0-1 L | Goteborg, Sweden | 20,648 |
| Sept. 9, 2007 | Brazil | 2-4 L | Chicago, Ill. | 43,543 |
| Oct. 17, 2007 | Switzerland | 1-0 W | Basel, Switzerland | 16,500 |
| Nov. 17, 2007 | South Africa | 1-0 W | Johannesburg, South Africa | 30,000 |

2006

| Date | Opponent | Result | Location | Attendance |
|----------------|-------------------|--------|-------------------------|------------|
| Jan. 22, 2006 | Canada | 0-0 T | San Diego, Calif. | 6,077 |
| Jan. 29, 2006 | Norway | 5-0 W | Carson, Calif. | 16,366 |
| Feb. 10, 2006 | Japan | 3-2 W | San Francisco, Calif. | 37,365 |
| Feb. 19, 2006 | Guatemala | 4-0 W | Frisco, Texas | 14,453 |
| March 1, 2006 | Poland | 1-0 W | Kaiserslautern, Germany | 13,395 |
| March 22, 2006 | Germany | 1-4 L | Dortmund, Germany | 64,500 |
| April 11, 2006 | Jamaica | 1-1 T | Cary, N.C. | 8,093 |
| May 23, 2006 | Morocco | 0-1 L | Nashville, Tenn. | 26,141 |
| May 26, 2006 | Venezuela | 2-0 W | Cleveland, Ohio | 29,745 |
| May 28, 2006 | Latvia | 1-0 W | East Hartford, Conn. | 24,636 |
| June 12, 2006 | Czech Republic ** | 0-3 L | Gelsenkirchen, Germany | 52,000 |
| June 17, 2006 | Italy ** | 1-1 T | Kaiserslautern, Germany | 46,000 |
| June 22, 2006 | Ghana ** | 1-2 L | Nuremberg, Germany | 41,000 |

2005

| Date | Opponent | Result | Location | Attendance |
|----------------|---------------------|----------------|---------------------------|------------|
| Feb. 9, 2005 | Trinidad & Tobago * | 2-1 W | Port of Spain, Trinidad | 18,000 |
| March 9, 2005 | Colombia | 3-0 W | Fullerton, Calif. | 7,086 |
| March 19, 2005 | Honduras | 1-0 W | Albuquerque, N.M. | 9,222 |
| March 27, 2005 | Mexico * | 1-2 L | Mexico City, Mexico | 110,000 |
| March 30, 2005 | Guatemala * | 2-0 W | Birmingham, Ala. | 31,624 |
| May 28, 2005 | England | 1-2 L | Chicago, Ill. | 47,637 |
| June 4, 2005 | Costa Rica * | 3-0 W | Salt Lake City, Utah | 40,586 |
| June 8, 2005 | Panama * | 3-0 W | Panama City, Panama | 17,000 |
| July 7, 2005 | Cuba ^ | 4-1 W | Seattle, Wash. | 15,831 |
| July 9, 2005 | Canada ^ | 2-0 W | Seattle, Wash. | 15,109 |
| July 12, 2005 | Costa Rica ^ | 0-0 T | Foxborough, Mass. | 15,211 |
| July 16, 2005 | Jamaica ^ | 3-1 W | Foxborough, Mass. | 22,108 |
| July 21, 2005 | Honduras ^ | 2-1 W | East Rutherford, N.J. | 41,721 |
| July 24, 2005 | Panama ^ | 0-0 T (3-1 pk) | East Rutherford, N.J. | 31,018 |
| Aug. 17, 2005 | Trinidad & Tobago * | 1-0 W | East Hartford, Conn. | 25,488 |
| Sept. 3, 2005 | Mexico * | 2-0 W | Columbus, Ohio | 24,685 |
| Sept. 7, 2005 | Guatemala * | 0-0 T | Guatemala City, Guatemala | 27,000 |
| Oct. 8, 2005 | Costa Rica * | 0-3 L | San Jose, Costa Rica | 30,000 |
| Oct. 12, 2005 | Panama * | 2-0 W | Foxborough, Mass. | 9,192 |
| Nov. 12, 2005 | Scotland | 1-1 T | Glasgow, Scotland | 26,708 |

2004

| Date | Opponent | Result | Location | Attendance |
|----------------|---------------|--------|---------------------------|------------|
| Jan. 18, 2004 | Denmark | 1-1 T | Carson, Calif. | 10,461 |
| Feb. 18, 2004 | Netherlands | 0-1 L | Amsterdam, Netherlands | 29,700 |
| March 13, 2004 | Haiti | 1-1 T | Miami, Fla. | 8,714 |
| March 31, 2004 | Poland | 1-0 W | Plock, Poland | 10,500 |
| April 28, 2004 | Mexico | 1-0 W | Dallas, Texas | 45,048 |
| June 2, 2004 | Honduras | 4-0 W | Foxborough, Mass. | 11,533 |
| June 13, 2004 | Grenada * | 3-0 W | Columbus, Ohio | 9,137 |
| June 20, 2004 | Grenada * | 3-2 W | St. George's, Grenada | 15,267 |
| July 11, 2004 | Poland | 1-1 T | Chicago, Ill. | 39,529 |
| Aug. 18, 2004 | Jamaica * | 1-1 T | Kingston, Jamaica | 27,000 |
| Sept. 4, 2004 | El Salvador * | 2-0 W | Foxborough, Mass. | 25,266 |
| Sept. 8, 2004 | Panama * | 1-1 T | Panama City, Panama | 14,500 |
| Oct. 9, 2004 | El Salvador * | 2-0 W | San Salvador, El Salvador | 20,000 |
| Oct. 13, 2004 | Panama * | 6-0 W | Washington, D.C. | 19,793 |
| Nov. 17, 2004 | Jamaica * | 1-1 T | Columbus, Ohio | 9,088 |

YEAR-BY-YEAR ALL-TIME RESULTS

61

USMNT

MNT HISTORY

WORLD CUP HISTORY

PROGRAMS

COMPETITIONS

U.S. HISTORY & INFO

2003

| Date | Opponent | Result | Location | Attendance |
|----------------|---------------|--------|----------------------|------------|
| Jan. 19, 2003 | Canada | 4-0 W | Ft. Lauderdale, Fla. | 6,549 |
| Feb. 8, 2003 | Argentina | 0-1 L | Miami, Fla. | 27,196 |
| Feb. 12, 2003 | Jamaica | 2-1 W | Kingston, Jamaica | 27,000 |
| March 29, 2003 | Venezuela | 2-0 W | Seattle, Wash. | 17,819 |
| May 8, 2003 | Mexico | 0-0 T | Houston, Texas | 69,582 |
| May 26, 2003 | Wales | 2-0 W | San Jose, Calif. | 12,282 |
| June 8, 2003 | New Zealand | 2-1 W | Richmond, Va. | 9,116 |
| June 19, 2003 | Turkey # | 1-2 L | St. Etienne, France | 16,944 |
| June 21, 2003 | Brazil # | 0-1 L | Lyon, France | 20,306 |
| June 23, 2003 | Cameroon # | 0-0 T | Lyon, France | 19,206 |
| July 6, 2003 | Paraguay | 2-0 W | Columbus, Ohio | 14,103 |
| July 12, 2003 | El Salvador ^ | 2-0 W | Foxborough, Mass. | 33,652 |
| July 14, 2003 | Martinique ^ | 2-0 W | Foxborough, Mass. | 8,780 |
| July 19, 2003 | Cuba ^ | 5-0 W | Foxborough, Mass. | 15,627 |
| July 23, 2003 | Brazil ^ | 1-2 L | Miami, Fla. | 35,211 |
| July 26, 2003 | Costa Rica ^ | 3-2 W | Miami, Fla. | 5,093 |

2002

| Date | Opponent | Result | Location | Attendance |
|----------------|-------------------|----------------|-----------------------|------------|
| Jan. 19, 2002 | Korea Republic ^ | 2-1 W | Pasadena, Calif. | 42,117 |
| Jan. 21, 2002 | Cuba ^ | 1-0 W | Pasadena, Calif. | 31,244 |
| Jan. 27, 2002 | El Salvador ^ | 4-0 W | Pasadena, Calif. | 31,628 |
| Jan. 30, 2002 | Canada ^ | 0-0 T (4-2 pk) | Pasadena, Calif. | 7,241 |
| Feb. 2, 2002 | Costa Rica ^ | 2-0 W | Pasadena, Calif. | 14,432 |
| Feb. 13, 2002 | Italy | 0-1 L | Catania, Italy | 25,493 |
| March 2, 2002 | Honduras | 4-0 W | Seattle, Wash. | 38,534 |
| March 10, 2002 | Ecuador | 1-0 W | Birmingham, Ala. | 24,133 |
| March 27, 2002 | Germany | 2-4 L | Rostock, Germany | 29,000 |
| April 3, 2002 | Mexico | 1-0 W | Denver, Colo. | 48,476 |
| April 17, 2002 | Ireland | 1-2 L | Dublin, Ireland | 39,000 |
| May 12, 2002 | Uruguay | 2-1 W | Washington, D.C. | 30,413 |
| May 16, 2002 | Jamaica | 5-0 W | East Rutherford, N.J. | 30,659 |
| May 19, 2002 | Netherlands | 0-2 L | Foxborough, Mass. | 36,778 |
| June 5, 2002 | Portugal ** | 3-2 W | Suwon, Korea | 37,306 |
| June 10, 2002 | Korea Republic ** | 1-1 T | Daegu, Korea | 60,778 |
| June 14, 2002 | Poland ** | 1-3 L | Daejeon, Korea | 26,482 |
| June 17, 2002 | Mexico ** | 2-0 W | Jeonju, Korea | 36,380 |
| June 21, 2002 | Germany ** | 0-1 L | Ulsan, Korea | 37,337 |
| Nov. 17, 2002 | El Salvador | 2-0 W | Washington, D.C. | 13,590 |

2001

| Date | Opponent | Result | Location | Attendance |
|----------------|---------------------|--------|--------------------------|------------|
| Jan. 27, 2001 | China PR | 2-1 W | Oakland, Calif. | 8,903 |
| Feb. 3, 2001 | Colombia | 0-1 L | Miami, Fla. | 14,169 |
| Feb. 28, 2001 | Mexico * | 2-0 W | Columbus, Ohio | 24,624 |
| March 3, 2001 | Brazil | 1-2 L | Pasadena, Calif. | 45,387 |
| March 28, 2001 | Honduras * | 2-1 W | San Pedro Sula, Honduras | 46,000 |
| April 25, 2001 | Costa Rica * | 1-0 W | Kansas City, Mo. | 37,319 |
| June 7, 2001 | Ecuador | 0-0 T | Columbus, Ohio | 12,572 |
| June 16, 2001 | Jamaica * | 0-0 T | Kingston, Jamaica | 35,000 |
| June 20, 2001 | Trinidad & Tobago * | 2-0 W | Foxborough, Mass. | 31,211 |
| July 1, 2001 | Mexico * | 0-1 L | Mexico City, Mexico | 110,000 |
| Sept. 1, 2001 | Honduras * | 2-3 L | Washington, D.C. | 54,282 |
| Sept. 5, 2001 | Costa Rica * | 0-2 L | San Jose, Costa Rica | 30,000 |
| Oct. 7, 2001 | Jamaica * | 2-1 W | Foxborough, Mass. | 40,483 |
| Nov. 11, 2001 | Trinidad & Tobago * | 0-0 T | Port of Spain, Trinidad | 5,000 |
| Dec. 9, 2001 | Korea Republic | 0-1 L | Seogwipo, Korea | 42,256 |

2000

| Date | Opponent | Result | Location | Attendance |
|----------------|--------------|----------------|------------------------|------------|
| Jan. 16, 2000 | Iran | 1-1 T | Pasadena, Calif. | 50,181 |
| Jan. 29, 2000 | Chile | 2-1 W | Coquimbo, Chile | 11,000 |
| Feb. 12, 2000 | Haiti ^ | 3-0 W | Miami, Fla. | 49,513 |
| Feb. 16, 2000 | Peru ^ | 1-0 W | Miami, Fla. | 36,004 |
| Feb. 19, 2000 | Colombia ^ | 2-2 T (1-2 pk) | Miami, Fla. | 32,972 |
| March 12, 2000 | Tunisia | 1-1 T | Birmingham, Ala. | 21,637 |
| April 26, 2000 | Russia | 0-2 L | Moscow, Russia | 12,500 |
| June 3, 2000 | South Africa | 4-0 W | Washington, D.C. | 16,570 |
| June 6, 2000 | Ireland | 1-1 T | Foxborough, Mass. | 16,319 |
| June 11, 2000 | Mexico | 3-0 W | East Rutherford, N.J. | 45,008 |
| July 16, 2000 | Guatemala * | 1-1 T | Mazatenango, Guatemala | 9,500 |
| July 23, 2000 | Costa Rica * | 1-2 L | San Jose, Costa Rica | 20,000 |
| Aug. 16, 2000 | Barbados * | 7-0 W | Foxborough, Mass. | 18,334 |
| Sept. 3, 2000 | Guatemala * | 1-0 W | Washington, D.C. | 51,996 |
| Oct. 11, 2000 | Costa Rica * | 0-0 T | Columbus, Ohio | 24,430 |
| Oct. 25, 2000 | Mexico | 2-0 W | Los Angeles, Calif. | 61,072 |
| Nov. 15, 2000 | Barbados * | 4-0 W | Waterford, Barbados | 4,000 |

1999

| Date | Opponent | Result | Location | Attendance |
|----------------|----------------|------------|----------------------|------------|
| Jan. 24, 1999 | Bolivia | 0-0 T | Santa Cruz, Bolivia | 39,000 |
| Feb. 6, 1999 | Germany | 3-0 W | Jacksonville, Fla. | 17,259 |
| Feb. 21, 1999 | Chile | 2-1 W | Ft. Lauderdale, Fla. | 14,898 |
| March 11, 1999 | Guatemala | 3-1 W | Los Angeles, Calif. | 34,154 |
| March 13, 1999 | Mexico | 1-2 L | San Diego, Calif. | 50,324 |
| June 13, 1999 | Argentina | 1-0 W | Washington, D.C. | 40,119 |
| July 24, 1999 | New Zealand # | 2-1 W | Guadalajara, Mexico | 60,000 |
| July 28, 1999 | Brazil # | 0-1 L | Guadalajara, Mexico | 54,000 |
| July 30, 1999 | Germany # | 2-0 W | Guadalajara, Mexico | 53,000 |
| Aug. 1, 1999 | Mexico # | 0-1 L (ot) | Mexico City, Mexico | 80,000 |
| Aug. 3, 1999 | Saudi Arabia # | 2-0 W | Guadalajara, Mexico | 35,000 |
| Sept. 8, 1999 | Jamaica | 2-2 T | Kingston, Jamaica | 20,000 |
| Nov. 17, 1999 | Morocco | 1-2 L | Marrakech, Morocco | 17,000 |

1998

| Date | Opponent | Result | Location | Attendance |
|----------------|------------------|--------|---------------------|------------|
| Jan. 24, 1998 | Sweden | 1-0 W | Orlando, Fla. | 12,773 |
| Feb. 1, 1998 | Cuba ^ | 3-0 W | Oakland, Calif. | 11,234 |
| Feb. 7, 1998 | Costa Rica ^ | 2-1 W | Oakland, Calif. | 36,240 |
| Feb. 10, 1998 | Brazil ^ | 1-0 W | Los Angeles, Calif. | 12,298 |
| Feb. 15, 1998 | Mexico ^ | 0-1 L | Los Angeles, Calif. | 91,255 |
| Feb. 21, 1998 | Holland | 0-2 L | Miami, Fla. | 20,379 |
| Feb. 25, 1998 | Belgium | 0-2 L | Brussels, Belgium | 15,894 |
| March 14, 1998 | Paraguay | 2-2 T | San Diego, Calif. | 15,253 |
| April 22, 1998 | Austria | 3-0 W | Vienna, Austria | 17,000 |
| May 16, 1998 | F.Y.R. Macedonia | 0-0 T | San Jose, Calif. | 23,861 |
| May 24, 1998 | Kuwait | 2-0 W | Portland, Ore. | 25,343 |
| May 30, 1998 | Scotland | 0-0 T | Washington, D.C. | 46,037 |
| June 15, 1998 | Germany ** | 0-2 L | Paris, France | 43,815 |
| June 21, 1998 | Iran ** | 1-2 L | Lyon, France | 44,000 |
| June 25, 1998 | Yugoslavia ** | 0-1 L | Nantes, France | 39,500 |
| Nov. 6, 1998 | Australia | 0-0 T | San Jose, Calif. | 15,074 |

1997

| Date | Opponent | Result | Location | Attendance |
|----------------|---------------|--------|---------------------------|------------|
| Jan. 17, 1997 | Peru | 0-1 L | San Diego, Calif. | 35,232 |
| Jan. 19, 1997 | Mexico | 0-2 L | Pasadena, Calif. | 31,725 |
| Jan. 22, 1997 | Denmark | 1-4 L | Pasadena, Calif. | 17,342 |
| Jan. 29, 1997 | China PR | 1-2 L | Kunming, China | 40,000 |
| Feb. 1, 1997 | China PR | 1-1 T | Guangzhou, China | 35,000 |
| March 2, 1997 | Jamaica * | 0-0 T | Kingston, Jamaica | 35,246 |
| March 16, 1997 | Canada * | 3-0 W | Palo Alto, Calif. | 28,896 |
| March 23, 1997 | Costa Rica * | 2-3 L | San Jose, Costa Rica | 22,000 |
| April 20, 1997 | Mexico * | 2-2 T | Foxborough, Mass. | 57,407 |
| June 4, 1997 | Paraguay | 0-0 T | St. Louis, Mo. | 7,016 |
| June 17, 1997 | Israel | 2-1 W | Jacksonville, Fla. | 8,436 |
| June 29, 1997 | El Salvador * | 1-1 T | San Salvador, El Salvador | 29,000 |
| Aug. 7, 1997 | Ecuador | 0-1 L | Baltimore, Md. | 13,629 |
| Sept. 7, 1997 | Costa Rica * | 1-0 W | Portland, Ore. | 27,369 |
| Oct. 3, 1997 | Jamaica * | 1-1 T | Washington, D.C. | 51,528 |
| Nov. 2, 1997 | Mexico * | 0-0 T | Mexico City, Mexico | 114,600 |
| Nov. 9, 1997 | Canada * | 3-0 W | Vancouver, Canada | 8,420 |
| Nov. 16, 1997 | El Salvador * | 4-2 W | Foxborough, Mass. | 53,193 |

YEAR-BY-YEAR ALL-TIME RESULTS

63

USMNT

MNT HISTORY

WORLD CUP HISTORY

PROGRAMS

COMPETITIONS

U.S. HISTORY & INFO

1996

| Date | Opponent | Result | Location | Attendance |
|---------------|---------------------|--------|---------------------------|------------|
| Jan. 13, 1996 | Trinidad & Tobago ^ | 3-2 W | Anaheim, Calif. | 12,425 |
| Jan. 16, 1996 | El Salvador ^ | 2-0 W | Anaheim, Calif. | 52,355 |
| Jan. 18, 1996 | Brazil ^ | 0-1 L | Los Angeles, Calif. | 22,038 |
| Jan. 21, 1996 | Guatemala ^ | 3-0 W | Pasadena, Calif. | 88,000 |
| May 26, 1996 | Scotland | 2-1 W | New Britain, Conn. | 8,526 |
| June 9, 1996 | Ireland | 2-1 W | Foxborough, Mass. | 25,332 |
| June 12, 1996 | Bolivia | 0-2 L | Washington, D.C. | 19,350 |
| June 16, 1996 | Mexico | 2-2 T | Pasadena, Calif. | 92,216 |
| Aug. 30, 1996 | El Salvador | 3-1 W | Los Angeles, Calif. | 18,661 |
| Oct. 16, 1996 | Peru | 1-4 L | Lima, Peru | 10,535 |
| Nov. 3, 1996 | Guatemala * | 2-0 W | Washington, D.C. | 30,082 |
| Nov. 10, 1996 | Trinidad & Tobago * | 2-0 W | Richmond, Va. | 19,312 |
| Nov. 24, 1996 | Trinidad & Tobago * | 1-0 W | Port of Spain, Trinidad | 8,000 |
| Dec. 1, 1996 | Costa Rica * | 1-2 L | San Jose, Costa Rica | 25,000 |
| Dec. 14, 1996 | Costa Rica * | 2-1 W | Palo Alto, Calif. | 40,527 |
| Dec. 21, 1996 | Guatemala * | 2-2 T | San Salvador, El Salvador | 14,500 |

1995

| Date | Opponent | Result | Location | Attendance |
|----------------|--------------|----------------|--------------------|------------|
| March 25, 1995 | Uruguay | 2-2 T | Dallas, Texas | 12,242 |
| April 22, 1995 | Belgium | 0-1 L | Brussels, Belgium | 14,000 |
| May 28, 1995 | Costa Rica | 1-2 L | Tampa, Fla. | 7,415 |
| June 11, 1995 | Nigeria | 3-2 W | Foxborough, Mass. | 22,578 |
| June 18, 1995 | Mexico | 4-0 W | Washington, D.C. | 38,615 |
| June 25, 1995 | Colombia | 0-0 T | Piscataway, N.J. | 36,126 |
| July 8, 1995 | Chile @ | 2-1 W | Paysandu, Uruguay | 22,000 |
| July 11, 1995 | Bolivia @ | 0-1 L | Paysandu, Uruguay | 22,000 |
| July 14, 1995 | Argentina @ | 3-0 W | Paysandu, Uruguay | 21,000 |
| July 17, 1995 | Mexico @ | 0-0 T (4-1 pk) | Paysandu, Uruguay | 9,000 |
| July 20, 1995 | Brazil @ | 0-1 L | Maldonado, Uruguay | 9,000 |
| July 22, 1995 | Colombia @ | 1-4 L | Maldonado, Uruguay | 3,000 |
| Aug. 16, 1995 | Sweden | 0-1 L | Norrkoping, Sweden | 14,200 |
| Oct. 8, 1995 | Saudi Arabia | 4-3 W | Washington, D.C. | 10,216 |

1994

| Date | Opponent | Result | Location | Attendance |
|----------------|-------------------|----------------|-------------------------|------------|
| Jan. 15, 1994 | Norway | 2-1 W | Phoenix, Ariz. | 15,386 |
| Jan. 22, 1994 | Switzerland | 1-1 T | Fullerton, Calif. | 10,173 |
| Jan. 29, 1994 | Russia | 1-1 T | Seattle, Wash. | 43,651 |
| Feb. 10, 1994 | Denmark | 0-0 T (2-4 pk) | Hong Kong | 9,000 |
| Feb. 13, 1994 | Romania | 1-2 L | Hong Kong | 9,000 |
| Feb. 18, 1994 | Bolivia | 1-1 T | Miami, Fla. | 15,676 |
| Feb. 20, 1994 | Sweden | 1-3 L | Miami, Fla. | 20,171 |
| March 12, 1994 | South Korea | 1-1 T | Fullerton, Calif. | 10,319 |
| March 26, 1994 | Bolivia | 2-2 T | Dallas, Texas | 26,835 |
| April 16, 1994 | Moldova | 1-1 T | Jacksonville, Fla. | 6,103 |
| April 20, 1994 | Moldova | 3-0 W | Davidson, N.C. | 4,790 |
| April 24, 1994 | Iceland | 1-2 L | San Diego, Calif. | 3,017 |
| April 30, 1994 | Chile | 0-2 L | Albuquerque, N.M. | 15,610 |
| May 7, 1994 | Estonia | 4-0 W | Fullerton, Calif. | 2,158 |
| May 15, 1994 | Armenia | 1-0 W | Fullerton, Calif. | 9,753 |
| May 25, 1994 | Saudi Arabia | 0-0 T | Piscataway, N.J. | 5,576 |
| May 28, 1994 | Greece | 1-1 T | New Haven, Conn. | 21,317 |
| June 4, 1994 | Mexico | 1-0 W | Pasadena, Calif. | 91,123 |
| June 18, 1994 | Switzerland ** | 1-1 T | Detroit, Mich. | 73,425 |
| June 22, 1994 | Colombia ** | 2-1 W | Pasadena, Calif. | 93,194 |
| June 26, 1994 | Romania ** | 0-1 L | Pasadena, Calif. | 93,869 |
| July 4, 1994 | Brazil ** | 0-1 L | Palo Alto, Calif. | 84,177 |
| Sept. 7, 1994 | England | 0-2 L | London, England | 38,629 |
| Oct. 19, 1994 | Saudi Arabia | 1-2 L | Dhahran, Saudi Arabia | 9,256 |
| Nov. 19, 1994 | Trinidad & Tobago | 0-1 L | Port of Spain, Trinidad | 22,000 |
| Nov. 22, 1994 | Jamaica | 3-0 W | Kingston, Jamaica | 30,199 |
| Dec. 11, 1994 | Honduras | 1-1 T | Fullerton, Calif. | 1,094 |

1993

| Date | Opponent | Result | Location | Attendance |
|----------------|----------------|------------|---------------------------|------------|
| Jan. 30, 1993 | Denmark | 2-2 T | Tempe, Ariz. | 13,215 |
| Feb. 6, 1993 | Romania | 1-1 T | Santa Barbara, Calif. | 9,127 |
| Feb. 13, 1993 | Russia | 0-1 L | Orlando, Fla. | 13,651 |
| Feb. 21, 1993 | Russia | 0-0 T | Palo Alto, Calif. | 25,879 |
| March 3, 1993 | Canada | 2-2 T | Costa Mesa, Calif. | 5,743 |
| March 10, 1993 | Hungary | 0-0 T | Nagoya, Japan | 12,500 |
| March 14, 1993 | Japan | 1-3 L | Tokyo, Japan | 48,000 |
| March 23, 1993 | El Salvador | 2-2 T | San Salvador, El Salvador | 23,000 |
| March 25, 1993 | Honduras | 1-4 L | Tegucigalpa, Honduras | 24,000 |
| April 9, 1993 | Saudi Arabia | 2-0 W | Riyadh, Saudi Arabia | 27,000 |
| April 17, 1993 | Iceland | 1-1 T | Costa Mesa, Calif. | 3,143 |
| May 8, 1993 | Colombia | 1-2 L | Miami, Fla. | 17,652 |
| May 23, 1993 | Bolivia | 0-0 T | Fullerton, Calif. | 9,578 |
| May 26, 1993 | Peru | 0-0 T | Mission Viejo, Calif. | 5,500 |
| June 6, 1993 | Brazil | 0-2 L | New Haven, Conn. | 44,579 |
| June 9, 1993 | England | 2-0 W | Foxborough, Mass. | 37,652 |
| June 13, 1993 | Germany | 3-4 L | Chicago, Ill. | 53,549 |
| June 16, 1993 | Uruguay @ | 0-1 L | Ambato, Ecuador | 20,000 |
| June 19, 1993 | Ecuador @ | 0-2 L | Quito, Ecuador | 55,000 |
| June 22, 1993 | Venezuela @ | 3-3 T | Quito, Ecuador | 55,000 |
| July 10, 1993 | Jamaica ^ | 1-0 W | Dallas, Texas | 11,642 |
| July 14, 1993 | Panama ^ | 2-1 W | Dallas, Texas | 13,771 |
| July 17, 1993 | Honduras ^ | 1-0 W | Dallas, Texas | 18,107 |
| July 21, 1993 | Costa Rica ^ | 1-0 W (ot) | Dallas, Texas | 14,826 |
| July 25, 1993 | Mexico ^ | 0-4 L | Mexico City, Mexico | 120,000 |
| Aug. 31, 1993 | Iceland | 1-0 W | Reykjavik, Iceland | 3,700 |
| Sept. 8, 1993 | Norway | 0-1 L | Oslo, Norway | 16,348 |
| Oct. 13, 1993 | Mexico | 1-1 T | Washington, D.C. | 23,927 |
| Oct. 16, 1993 | Ukraine | 1-2 L | High Point, N.C. | 4,298 |
| Oct. 23, 1993 | Ukraine | 0-1 L | Bethlehem, Pa. | 7,896 |
| Nov. 7, 1993 | Jamaica | 1-0 W | Fullerton, Calif. | 5,318 |
| Nov. 14, 1993 | Cayman Islands | 8-1 W | Mission Viejo, Calif. | 3,612 |
| Dec. 5, 1993 | El Salvador | 7-0 W | Los Angeles, Calif. | 7,618 |
| Dec. 18, 1993 | Germany | 0-3 L | Palo Alto, Calif. | 52,397 |

1992

| Date | Opponent | Result | Location | Attendance |
|----------------|---------------------|--------|---------------------------|------------|
| Jan. 25, 1992 | C.I.S. | 0-1 L | Miami, Fla. | 30,386 |
| Feb. 2, 1992 | C.I.S. | 2-1 W | Detroit, Mich. | 35,248 |
| Feb. 12, 1992 | Costa Rica | 0-0 T | San Jose, Costa Rica | 22,000 |
| Feb. 19, 1992 | El Salvador | 0-2 L | San Salvador, El Salvador | 45,000 |
| Feb. 26, 1992 | Brazil | 0-3 L | Fortaleza, Brazil | 40,000 |
| March 11, 1992 | Spain | 0-2 L | Valladolid, Spain | 35,000 |
| March 18, 1992 | Morocco | 1-3 L | Casablanca, Morocco | 20,000 |
| April 4, 1992 | China | 5-0 W | Palo Alto, Calif. | 31,815 |
| April 29, 1992 | Republic of Ireland | 1-4 L | Dublin, Ireland | 27,000 |
| May 17, 1992 | Scotland | 0-1 L | Denver, Colo. | 24,157 |
| May 30, 1992 | Republic of Ireland | 3-1 W | Washington D.C. | 35,696 |
| June 3, 1992 | Portugal | 1-0 W | Chicago, Ill. | 10,402 |
| June 6, 1992 | Italy | 1-1 T | Chicago, Ill. | 26,874 |
| June 13, 1992 | Australia | 0-1 L | Orlando, Fla. | 17,309 |
| June 27, 1992 | Ukraine | 0-0 T | Piscataway, N.J. | 11,815 |
| July 31, 1992 | Colombia | 0-1 L | Los Angeles, Calif. | 28,651 |
| Aug. 2, 1992 | Brazil | 0-1 L | Los Angeles, Calif. | 18,749 |
| Sept. 3, 1992 | Canada | 2-0 W | St. John's, Canada | 3,500 |
| Oct. 9, 1992 | Canada | 0-0 T | Greensboro, N.C. | 2,097 |
| Oct. 15, 1992 | Saudi Arabia # | 0-3 L | Riyadh, Saudi Arabia | 70,000 |
| Oct. 19, 1992 | Ivory Coast # | 5-2 W | Riyadh, Saudi Arabia | 9,500 |

YEAR-BY-YEAR ALL-TIME RESULTS

65

USMNT
MNT HISTORY

WORLD CUP HISTORY

PROGRAMS

COMPETITIONS

U.S. HISTORY & INFO

1991

| Date | Opponent | Result | Location | Attendance |
|----------------|---------------------|----------------|---------------------|------------|
| Feb. 1, 1991 | Switzerland | 0-1 L | Miami, Fla. | 10,323 |
| Feb. 21, 1991 | Bermuda | 0-1 L | Hamilton, Bermuda | 12,000 |
| March 12, 1991 | Mexico | 2-2 T | Los Angeles, Calif. | 6,261 |
| March 16, 1991 | Canada | 2-0 W | Los Angeles, Calif. | 2,705 |
| May 5, 1991 | Uruguay | 1-0 W | Denver, Colo. | 35,772 |
| May 19, 1991 | Argentina | 0-1 L | Palo Alto, Calif. | 31,761 |
| June 1, 1991 | Republic of Ireland | 1-1 T | Foxborough, Mass. | 51,273 |
| June 29, 1991 | Trinidad & Tobago ^ | 2-1 W | Pasadena, Calif. | 18,435 |
| July 1, 1991 | Guatemala ^ | 3-0 W | Pasadena, Calif. | 6,344 |
| July 3, 1991 | Costa Rica ^ | 3-2 W | Los Angeles, Calif. | 36,703 |
| July 5, 1991 | Mexico ^ | 2-0 W | Los Angeles, Calif. | 41,103 |
| July 7, 1991 | Honduras ^ | 0-0 T (4-3 pk) | Los Angeles, Calif. | 39,873 |
| Aug. 28, 1991 | Romania | 2-0 W | Brasov, Romania | 7,500 |
| Sept. 4, 1991 | Turkey | 1-1 T | Istanbul, Turkey | 17,500 |
| Sept. 14, 1991 | Jamaica | 1-0 W | High Point, N.C. | 9,128 |
| Oct. 19, 1991 | Korea DPR | 1-2 L | Washington, D.C. | 16,351 |
| Nov. 24, 1991 | Costa Rica | 1-1 T | Dallas, Texas | 22,787 |

1990

| Date | Opponent | Result | Location | Attendance |
|----------------|-------------------|----------------|------------------------------------|------------|
| Feb. 2, 1990 | Costa Rica | 0-2 L | Miami, Fla. | 25,392 |
| Feb. 4, 1990 | Colombia | 1-1 T (8-9 pk) | Miami, Fla. | 15,000 |
| Feb. 13, 1990 | Bermuda | 1-0 W | Hamilton, Bermuda | 1,800 |
| Feb. 24, 1990 | Soviet Union | 1-3 L | Palo Alto, Calif. | 61,000 |
| March 10, 1990 | Finland | 2-1 W | Tampa, Fla. | 22,647 |
| March 20, 1990 | Hungary | 0-2 L | Budapest, Hungary | 15,000 |
| March 28, 1990 | East Germany | 2-3 L | Berlin, East Germany | 4,000 |
| April 8, 1990 | Iceland | 4-1 W | St. Louis, Mo. | 3,287 |
| April 22, 1990 | Colombia | 0-1 L | Miami, Fla. | 8,214 |
| May 5, 1990 | Malta | 1-0 W | Piscataway, N.J. | 8,604 |
| May 9, 1990 | Poland | 3-1 W | Hershey, Pa. | 12,063 |
| May 30, 1990 | Liechtenstein | 4-1 W | Sport Eschen-Mauren, Liechtenstein | 2,400 |
| June 2, 1990 | Switzerland | 1-2 L | St. Gallen, Switzerland | 4,500 |
| June 10, 1990 | Czechoslovakia ** | 1-5 L | Florence, Italy | 33,900 |
| June 14, 1990 | Italy ** | 0-1 L | Rome, Italy | 73,659 |
| June 19, 1990 | Austria ** | 1-2 L | Florence, Italy | 34,857 |
| July 28, 1990 | East Germany | 1-2 L | Milwaukee, Wis. | 12,574 |
| Sept. 15, 1990 | Trinidad & Tobago | 3-0 W | High Point, N.C. | 11,361 |
| Oct. 10, 1990 | Poland | 3-2 W | Warsaw, Poland | 5,000 |
| Nov. 18, 1990 | Trinidad & Tobago | 0-0 T | Port of Spain, Trinidad | 12,000 |
| Nov. 21, 1990 | Soviet Union | 0-0 T | Port of Spain, Trinidad | 3,500 |
| Dec. 19, 1990 | Portugal | 0-1 L | Porto, Portugal | 1,500 |

1989

| Date | Opponent | Result | Location |
|----------------|---------------------|--------|---------------------------|
| April 16, 1989 | Costa Rica * | 0-1 L | San Jose, Costa Rica |
| April 30, 1989 | Costa Rica * | 1-0 W | St. Louis, Mo. |
| May 13, 1989 | Trinidad & Tobago * | 1-1 T | Torrance, Calif. |
| June 4, 1989 | Peru | 3-0 W | East Rutherford, N.J. |
| June 17, 1989 | Guatemala * | 2-1 W | New Britain, Conn. |
| June 24, 1989 | Colombia | 0-1 L | Miami, Fla. |
| Aug. 13, 1989 | Korea Republic | 1-2 L | Los Angeles, Calif. |
| Sept. 17, 1989 | El Salvador * | 1-0 W | Tegucigalpa, Honduras |
| Oct. 8, 1989 | Guatemala * | 0-0 T | Guatemala City, Guatemala |
| Nov. 5, 1989 | El Salvador * | 0-0 T | St. Louis, Mo. |
| Nov. 14, 1989 | Bermuda | 2-1 W | Cocoa Beach, Fla. |
| Nov. 19, 1989 | Trinidad & Tobago * | 1-0 W | Port of Spain, Trinidad |

1987

| Date | Opponent | Result | Location |
|---------------|----------------|--------|-------------------------|
| June 8, 1987 | Egypt | 1-3 L | Seoul, Korea Republic |
| June 12, 1987 | Korea Republic | 0-1 L | Pusan, Korea Republic |
| June 16, 1987 | Thailand | 1-0 W | Chongju, Korea Republic |

1986

| Date | Opponent | Result | Location |
|--------------|----------|--------|-------------|
| Feb. 5, 1986 | Canada | 0-0 T | Miami, Fla. |
| Feb. 7, 1986 | Uruguay | 1-1 T | Miami, Fla. |

1985

| Date | Opponent | Result | Location |
|---------------|---------------------|--------|----------------------|
| Feb. 8, 1985 | Switzerland | 1-1 T | Tampa, Fla. |
| April 2, 1985 | Canada | 0-2 L | Vancouver, Canada |
| April 4, 1985 | Canada | 1-1 T | Portland, Ore. |
| May 15, 1985 | Trinidad & Tobago * | 2-1 W | St. Louis, Mo. |
| May 19, 1985 | Trinidad & Tobago * | 1-0 W | Torrance, Calif. |
| May 26, 1985 | Costa Rica * | 1-1 T | Alajuela, Costa Rica |
| May 31, 1985 | Costa Rica * | 0-1 L | Torrance, Calif. |
| June 16, 1985 | England | 0-5 L | Los Angeles, Calif. |

1988

| Date | Opponent | Result | Location |
|---------------|------------|--------|---------------------------|
| Jan. 10, 1988 | Guatemala | 0-1 L | Guatemala City, Guatemala |
| Jan. 13, 1988 | Guatemala | 1-0 W | Guatemala City, Guatemala |
| May 14, 1988 | Colombia | 0-2 L | Miami, Fla. |
| June 1, 1988 | Chile | 1-1 T | Stockton, Calif. |
| June 3, 1988 | Chile | 1-3 L | San Diego, Calif. |
| June 5, 1988 | Chile | 0-3 L | Fresno, Calif. |
| June 7, 1988 | Ecuador | 0-1 L | Albuquerque, N.M. |
| June 10, 1988 | Ecuador | 0-2 L | Houston, Texas |
| June 12, 1988 | Ecuador | 0-0 T | Ft. Worth, Texas |
| June 14, 1988 | Costa Rica | 1-0 W | San Antonio, Texas |
| July 13, 1988 | Poland | 0-2 L | New Britain, Conn. |
| July 24, 1988 | Jamaica * | 0-0 T | Kingston, Jamaica |
| Aug. 13, 1988 | Jamaica * | 5-1 W | St. Louis, Mo. |

1984

| Date | Opponent | Result | Location |
|----------------|------------------------|--------|---------------------------|
| May 30, 1984 | Italy | 0-0 T | East Rutherford, N.J. |
| Sept. 29, 1984 | Netherlands Antilles * | 0-0 T | Curacao, Neth. Antilles |
| Oct. 6, 1984 | Netherlands Antilles * | 4-0 W | St. Louis, Mo. |
| Oct. 9, 1984 | El Salvador | 3-1 W | Los Angeles, Calif. |
| Oct. 11, 1984 | Colombia | 1-0 W | Los Angeles, Calif. |
| Oct. 14, 1984 | Guatemala | 0-4 L | Guatemala City, Guatemala |
| Oct. 17, 1984 | Mexico | 1-2 L | Mexico City, Mexico |
| Nov. 30, 1984 | Ecuador | 0-0 T | Long Island, N.Y. |
| Dec. 2, 1984 | Ecuador | 2-2 T | Miami, Fla. |

1983

| Date | Opponent | Result | Location |
|---------------|----------|--------|-----------------------|
| April 8, 1983 | Haiti | 2-0 W | Port-au-Prince, Haiti |

1982

| Date | Opponent | Result | Location |
|----------------|-------------------|--------|-------------------------|
| March 21, 1982 | Trinidad & Tobago | 2-1 W | Port of Spain, Trinidad |

1980

| Date | Opponent | Result | Location |
|---------------|------------|--------|-----------------------|
| Oct. 5, 1980 | Luxembourg | 2-0 W | Dudelange, Luxembourg |
| Oct. 7, 1980 | Portugal | 1-1 T | Lisbon, Portugal |
| Oct. 25, 1980 | Canada * | 0-0 T | Ft. Lauderdale, Fla. |
| Nov. 1, 1980 | Canada * | 1-2 L | Vancouver, Canada |
| Nov. 9, 1980 | Mexico * | 1-5 L | Mexico City, Mexico |
| Nov. 23, 1980 | Mexico * | 2-1 W | Ft. Lauderdale, Fla. |

1979

| Date | Opponent | Result | Location |
|---------------|--------------|--------|-----------------------|
| Feb. 3, 1979 | Soviet Union | 1-3 L | Seattle, Wash. |
| Feb. 11, 1979 | Soviet Union | 1-4 L | San Francisco, Calif. |
| May 2, 1979 | France | 0-6 L | East Rutherford, N.J. |
| Oct. 7, 1979 | Bermuda | 3-1 W | Hamilton, Bermuda |
| Oct. 10, 1979 | France | 0-3 L | Paris, France |
| Oct. 26, 1979 | Hungary | 2-0 W | Budapest, Hungary |
| Oct. 29, 1979 | Ireland | 2-3 L | Dublin, Ireland |

1978

| Date | Opponent | Result | Location |
|----------------|-------------|--------|----------------------|
| Sept. 3, 1978 | Iceland | 0-0 T | Reykjavik, Iceland |
| Sept. 6, 1978 | Switzerland | 0-2 L | Lucerne, Switzerland |
| Sept. 20, 1978 | Portugal | 0-1 L | Benfica, Portugal |

1977

| Date | Opponent | Result | Location |
|----------------|-------------|--------|---------------------------|
| Sept. 15, 1977 | El Salvador | 2-1 W | San Salvador, El Salvador |
| Sept. 18, 1977 | Guatemala | 1-3 L | Guatemala City, Guatemala |
| Sept. 25, 1977 | Guatemala | 0-2 L | Guatemala City, Guatemala |
| Sept. 27, 1977 | Mexico | 0-3 L | Monterrey, Mexico |
| Sept. 30, 1977 | El Salvador | 0-0 T | Los Angeles, Calif. |
| Oct. 6, 1977 | China | 1-1 T | Washington, D.C. |
| Oct. 10, 1977 | China | 1-0 W | Atlanta, Ga. |
| Oct. 16, 1977 | China | 2-1 W | San Francisco, Calif. |

1976

| Date | Opponent | Result | Location |
|----------------|----------|--------|-----------------------|
| Sept. 24, 1976 | Canada * | 1-1 T | Vancouver, Canada |
| Oct. 3, 1976 | Mexico * | 0-0 T | Los Angeles, Calif. |
| Oct. 15, 1976 | Mexico * | 0-3 L | Puebla, Mexico |
| Oct. 20, 1976 | Canada * | 2-0 W | Seattle, Wash. |
| Nov. 10, 1976 | Haiti | 0-0 T | Port-au-Prince, Haiti |
| Nov. 12, 1976 | Haiti | 0-0 T | Port-au-Prince, Haiti |
| Nov. 14, 1976 | Haiti | 0-0 T | Port-au-Prince, Haiti |
| Dec. 22, 1976 | Canada * | 0-3 L | Port-au-Prince, Haiti |

1975

| Date | Opponent | Result | Location |
|----------------|------------|--------|---------------------|
| March 26, 1975 | Poland | 0-7 L | Poznan, Poland |
| June 24, 1975 | Poland | 0-4 L | Seattle, Wash. |
| Aug. 19, 1975 | Costa Rica | 1-3 L | Mexico City, Mexico |
| Aug. 21, 1975 | Argentina | 0-6 L | Mexico City, Mexico |
| Aug. 25, 1975 | Mexico | 0-2 L | Mexico City, Mexico |

1974

| Date | Opponent | Result | Location |
|---------------|----------|--------|-------------------|
| Sept. 5, 1974 | Mexico | 1-3 L | Monterrey, Mexico |
| Sept. 8, 1974 | Mexico | 0-1 L | Dallas, Texas |

1973

| Date | Opponent | Result | Location |
|----------------|----------|--------|-----------------------|
| March 17, 1973 | Bermuda | 0-4 L | Hamilton, Bermuda |
| March 20, 1973 | Poland | 0-4 L | Lodz, Poland |
| Aug. 3, 1973 | Poland | 0-1 L | Chicago, Ill. |
| Aug. 5, 1973 | Canada | 2-0 W | Windsor, Canada |
| Aug. 10, 1973 | Poland | 0-4 L | San Francisco, Calif. |
| Aug. 12, 1973 | Poland | 1-0 W | New Britain, Conn. |
| Sept. 9, 1973 | Bermuda | 1-0 W | Hartford, Conn. |
| Oct. 16, 1973 | Mexico | 0-2 L | Puebla, Mexico |
| Nov. 3, 1973 | Haiti | 0-1 L | Port-au-Prince, Haiti |
| Nov. 5, 1973 | Haiti | 0-1 L | Port-au-Prince, Haiti |
| Nov. 13, 1973 | Israel | 1-3 L | Tel-Aviv, Israel |
| Nov. 15, 1973 | Israel | 0-2 L | Beersheba, Israel |

1972

| Date | Opponent | Result | Location |
|----------------|----------|--------|---------------------|
| Aug. 20, 1972 | Canada * | 2-3 L | St. John's, Canada |
| Aug. 29, 1972 | Canada * | 2-2 T | Baltimore, Md. |
| Sept. 3, 1972 | Mexico * | 1-3 L | Mexico City, Mexico |
| Sept. 10, 1972 | Mexico * | 1-2 L | Los Angeles, Calif. |

1969

| Date | Opponent | Result | Location |
|----------------|----------|--------|-----------------------|
| April 20, 1969 | Haiti * | 0-2 L | Port-au-Prince, Haiti |
| May 11, 1969 | Haiti * | 0-1 L | San Diego, Calif. |

1968

| Date | Opponent | Result | Location |
|----------------|-----------|--------|-----------------------|
| Sept. 15, 1968 | Israel | 3-3 T | New York, N.Y. |
| Sept. 25, 1968 | Israel | 0-4 L | Philadelphia, Pa. |
| Oct. 17, 1968 | Canada * | 2-4 L | Toronto, Canada |
| Oct. 20, 1968 | Haiti | 6-3 W | Port-au-Prince, Haiti |
| Oct. 21, 1968 | Haiti | 2-5 L | Port-au-Prince, Haiti |
| Oct. 23, 1968 | Haiti | 0-1 L | Port-au-Prince, Haiti |
| Oct. 27, 1968 | Canada * | 1-0 W | Atlanta, Ga. |
| Nov. 2, 1968 | Bermuda * | 6-2 W | Kansas City, Mo. |
| Nov. 10, 1968 | Bermuda * | 2-0 W | Hamilton, Bermuda |

1965

| Date | Opponent | Result | Location |
|----------------|------------|--------|--------------------------|
| March 7, 1965 | Mexico * | 2-2 T | Los Angeles, Calif. |
| March 12, 1965 | Mexico * | 0-2 L | Mexico City, Mexico |
| March 17, 1965 | Honduras * | 1-0 W | San Pedro Sula, Honduras |
| March 21, 1965 | Honduras * | 1-1 T | Tegucigalpa, Honduras |

1964

| Date | Opponent | Result | Location |
|--------------|----------|--------|----------------|
| May 27, 1964 | England | 0-10 L | New York, N.Y. |

1961

| Date | Opponent | Result | Location |
|--------------|----------|--------|------------------|
| Feb. 5, 1961 | Colombia | 0-2 L | Bogota, Colombia |

YEAR-BY-YEAR ALL-TIME RESULTS

67

USMNT

MNT HISTORY

WORLD CUP HISTORY

PROGRAMS

COMPETITIONS

U.S. HISTORY & INFO

1960

| Date | Opponent | Result | Location |
|---------------|----------|--------|---------------------|
| Nov. 6, 1960 | Mexico * | 3-3 T | Los Angeles, Calif. |
| Nov. 13, 1960 | Mexico * | 0-3 L | Mexico City, Mexico |

1959

| Date | Opponent | Result | Location |
|--------------|----------|--------|---------------------|
| May 28, 1959 | England | 1-8 L | Los Angeles, Calif. |

1958

| Date | Opponent | Result | Location |
|----------------|----------|--------|---------------------|
| April 7, 1957 | Mexico * | 0-6 L | Mexico City, Mexico |
| April 28, 1957 | Mexico * | 2-7 L | Long Beach, Calif. |
| June 22, 1957 | Canada * | 1-5 L | Toronto, Canada |
| July 6, 1957 | Canada * | 2-3 L | St. Louis, Mo. |

1956

| Date | Opponent | Result | Location |
|---------------|---------------|--------|----------------------|
| Nov. 28, 1956 | Yugoslavia ++ | 1-9 L | Melbourne, Australia |

1955

| Date | Opponent | Result | Location |
|---------------|----------|--------|--------------------|
| Aug. 25, 1955 | Iceland | 2-3 L | Reykjavik, Iceland |

1954

| Date | Opponent | Result | Location |
|---------------|----------|--------|-----------------------|
| Jan. 10, 1954 | Mexico * | 0-4 L | Mexico City, Mexico |
| Jan. 14, 1954 | Mexico * | 1-3 L | Mexico City, Mexico |
| April 3, 1954 | Haiti * | 3-2 W | Port-au-Prince, Haiti |
| April 4, 1954 | Haiti * | 3-0 W | Port-au-Prince, Haiti |

1953

| Date | Opponent | Result | Location |
|--------------|----------|--------|----------------|
| June 8, 1953 | England | 3-6 L | New York, N.Y. |

1952

| Date | Opponent | Result | Location |
|----------------|----------|--------|-------------------|
| April 30, 1952 | Scotland | 0-6 L | Glasgow, Scotland |
| July 16, 1952 | Italy ++ | 0-8 L | Tampere, Finland |

1950

| Date | Opponent | Result | Location |
|---------------|------------|--------|------------------------|
| June 25, 1950 | Spain ** | 1-3 L | Curtiba, Brazil |
| June 29, 1950 | England ** | 1-0 W | Belo Horizonte, Brazil |
| July 2, 1950 | Chile ** | 2-5 L | Recife, Brazil |

1940s

| Date | Opponent | Result | Location |
|----------------|------------|--------|-----------------------|
| July 13, 1947 | Mexico % | 0-5 L | Havana, Cuba |
| July 20, 1947 | Cuba % | 2-5 L | Havana, Cuba |
| Aug. 2, 1948 | Italy ++ | 0-9 L | London, England |
| Aug. 6, 1948 | Norway | 0-11 L | Oslo, Norway |
| Aug. 11, 1948 | N. Ireland | 0-5 L | Belfast, N. Ireland |
| June 19, 1949 | Scotland | 0-4 L | Randalls Island, N.Y. |
| Sept. 4, 1949 | Mexico * | 0-6 L | Mexico City, Mexico |
| Sept. 14, 1949 | Cuba * | 1-1 T | Mexico City, Mexico |
| Sept. 18, 1949 | Mexico * | 2-6 L | Mexico City, Mexico |
| Sept. 21, 1949 | Cuba * | 5-2 W | Mexico City, Mexico |

1930s

| Date | Opponent | Result | Location |
|----------------|--------------|--------|------------------------|
| July 13, 1930 | Belgium ** | 3-0 W | Montevideo, Uruguay |
| July 17, 1930 | Paraguay ** | 3-0 W | Montevideo, Uruguay |
| July 26, 1930 | Argentina ** | 1-6 L | Montevideo, Uruguay |
| Aug. 17, 1930 | Brazil | 3-4 L | Rio de Janeiro, Brazil |
| May 24, 1934 | Mexico * | 4-2 W | Rome, Italy |
| May 27, 1934 | Italy ** | 1-7 L | Rome, Italy |
| Aug. 3, 1936 | Italy ++ | 0-1 L | Berlin, Germany |
| Sept. 12, 1937 | Mexico | 2-7 L | Mexico City, Mexico |
| Sept. 19, 1937 | Mexico | 3-7 L | Mexico City, Mexico |
| Sept. 26, 1937 | Mexico | 1-5 L | Mexico City, Mexico |

1920s

| Date | Opponent | Result | Location |
|---------------|--------------|--------|------------------------|
| May 25, 1924 | Estonia ++ | 1-0 W | Paris, France |
| May 29, 1924 | Uruguay ++ | 0-3 L | Paris, France |
| June 10, 1924 | Poland | 3-2 W | Warsaw, Poland |
| June 16, 1924 | Ireland | 1-3 L | Dublin, Ireland |
| June 27, 1925 | Canada | 0-1 L | Montreal, Canada |
| Nov. 8, 1925 | Canada | 6-1 W | Brooklyn, N.Y. |
| Nov. 6, 1926 | Canada | 6-1 W | Brooklyn, N.Y. |
| May 30, 1928 | Argentina ++ | 2-11 L | Amsterdam, Netherlands |
| June 10, 1928 | Poland | 3-3 T | Warsaw, Poland |

1910s

| Date | Opponent | Result | Location |
|---------------|----------|--------|-------------------|
| Aug. 20, 1916 | Sweden | 3-2 W | Stockholm, Sweden |
| Sept. 3, 1916 | Norway | 1-1 T | Oslo, Norway |

All-Time International Results and Lineups

* FIFA World Cup qualifier ** FIFA World Cup ^ Concacaf Gold Cup
 @ CONMEBOL Copa America # FIFA Confederations Cup ++ Olympics
 (c) denotes captains since 1998 (OG) Own goal & Concacaf Nations League
 + FIFA Confederations Cup Qualifier % North American Football Championship
Note: U.S. goals always listed first in score listing in this section

| | | | | | |
|--|--|--|--|--|---|
| Dec. 9, 2020 vs. El Salvador Fort Lauderdale, Fla.: 6-0 Hamid Araujo (Duncan) McKenzie Long (C) (Zimmerman) Vines (Farfan) Yuell Aaronson-1 Lletget-1 (K. Acosta) Arriola-1 (Soto) Akinola-1 (Mihalovic) Mueller-2 | Nov. 16, 2020 n. Panama Wiener Neustadt, Austria: 6-2 Steffen Cannon Miazza (Richards) Ream (C) Dest Adams (Cardoso) Musah (Lletget-1) McKennie G. Reyna-1 (Ledezma) Gioacchini-2 (Soto-2) Llanez (Weah) | Nov. 12, 2020 at Wales Swansea, Wales: 0-0 Steffen (C) Dest (Cannon) Miazza Brooks A. Robinson Adams (Cardoso) McKennie Lletget (Otasowini) G. Reyna (Gioacchini) Musah (Weah) Llanez (Llanez) | Feb. 1, 2020 vs. Costa Rica Carson, Calif.: 1-0 S. Johnson (Hamid) Cannon Zimmerman Long (C) (McKenzie) Vines (Gasper) Yuell Aaronson (Servania) Lletget Arriola Ferreira (Zardes) Llanez-1 (J. Lewis) | Nov. 19, 2019 n. Cuba & George Town, Cayman Isles.: 4-0 Guzan Yedlin (Cannon) Long Ream (C) Lovitz McKennie (Morales) Yuell Roldan Morris-2 (Ty. Boyd) Sargent-2 Arriola | Nov. 15, 2019 vs. Canada & Orlando, Fla.: 4-1 Guzan Dest (Ty. Boyd) Long-1 Brooks Ream (c) Yuell McKennie Lletget (Morales) Morris-1 (Yedlin) Zardes-2 Arriola |
| Oct. 15, 2019 at Canada & Toronto, Canada: 0-2 Steffen Yedlin (Lima) Ream (c) Long Lovitz Bradley McKennie Roldan (Zardes) Morris Sargent Pulisic (Arriola) | Oct. 11, 2019 vs. Cuba & Washington, D.C.: 7-0 (OG) Guzan Cannon Miazza Ream (c) Lovitz Yuell McKennie-3 (Arriola) Roldan Morris-1 (Ty. Boyd) Sargent-1 Pulisic-1 (c) (Lletget) | Sept. 10, 2019 vs. Uruguay St. Louis, Mo.: 1-1 Guzan Cannon (Lima) Long (M. Robinson) Ream (c) Dest (Lovitz) Roldan Yuell Lletget Ty. Boyd (Baird) Sargent (Zardes) Morris-1 (Ponykal) | Sept. 6, 2019 vs. Mexico East Rutherford, N.J.: 0-3 Steffen (c) Cannon Zimmerman (M. Robinson) Long Dest (Lovitz) McKennie Lletget Morales (Yuell) Ty. Boyd (Morris) Sargent (Sargent) Pulisic | July 7, 2019 vs. Mexico^ Chicago, Ill.: 0-1 Steffen Cannon Miazza Long Ream (Lovitz) Bradley McKennie (c) Pulisic Morris (Roldan) Altdore (Zardes) Arriola | July 3, 2019 vs. Jamaica^ Nashville, Tenn.: 3-1 Steffen Cannon Miazza Long Ream (c) Bradley McKennie-1 Pulisic-2 Morris (Roldan) Altdore (Zardes) Arriola (Lovitz) |
| June 30, 2019 vs. Curacao^ Philadelphia, Pa.: 1-0 Steffen Lima Zimmerman Long Ream Bradley McKennie-1 Pulisic (c) Ty. Boyd (Morris) Zardes Arriola (Gonzalez) | June 26, 2019 vs. Panama^ Kansas City, Kan.: 1-0 S. Johnson Cannon Miazza Gonzalez (c) Roldan McKennie Mihalovic Morris (Ty. Boyd) Altdore-1 (Zardes) J. Lewis (Pulisic) | June 22, 2019 vs. Trinidad & Tobago^ Cleveland, Ohio: 6-0 Steffen (c) Lima (Cannon) Zimmerman Long-2 Ream Bradley McKennie Pulisic-1 Ty. Boyd (Morris) Zardes-2 (Altdore) Arriola-1 | June 18, 2019 vs. Guyana^ St. Paul, Minn.: 4-0 Steffen Lima Zimmerman Long Ream Bradley (c) (Trapp) McKennie (Mihalovic) Pulisic (Roldan) Ty. Boyd-2 Zardes-1 Arriola-1 | June 9, 2019 vs. Venezuela Cincinnati, Ohio: 0-3 Steffen Lima Miazza Long (Zimmerman) Ream (Lovitz) Trapp (c) Roldan McKennie (Holmes) Ty. Boyd (Morris) Zardes (Altdore) Arriola | June 5, 2019 vs. Jamaica Washington, D.C.: 0-1 Steffen Miazza (c) (Carter-Vickers) Gonzalez Ream (Lima) Arriola (J. Gyau) Trapp Yuell (Amon) A. Robinson (Lovitz) Roldan (Holmes) Mihalovic Sargent |
| March 26, 2019 vs. Chile Houston, Texas: 1-1 Horvath Yedlin (c) Miazza Gonzalez Ream Bradley Roldan (J. Lewis) Pulisic-1 (Lletget) Baird (Lovitz) Zardes (Morris) Arriola (Trapp) | March 21, 2019 vs. Ecuador Orlando, Fla.: 1-0 S. Johnson Adams Long Brooks Ream (c) Trapp (Bradley) McKennie (Roldan) Pulisic (Lletget) Morris (Yedlin) Zardes-1 Arriola (J. Lewis) | Feb. 2, 2019 vs. Costa Rica Glendale, Calif.: 2-0 Steffen Lima Zimmerman Long (c) Lovitz Trapp Roldan Mihalovic (Lletget-1) Baird (Lewis) Zardes (Ramirez) Arriola-1 | Jan. 27, 2019 vs. Panama @ Nashville, Ariz.: 3-0 Steffen (S. Johnson) Lima Zimmerman-1 Long (c) Lovitz Bradley (Trapp) Roldan Mihalovic-1 (Lletget) Baird (Arriola) Zardes (Ramirez-1) Ebobisse (J. Lewis) | Nov. 20, 2018 n. Italy @ Genk, Belgium: 0-1 Horvath Carter Vickers Zimmerman Long Cannon (Villafaña) Delgado (Trapp) Adams Acosta (Lletget) S. Moore Pulisic (c) (Gall) Sargent (B. Wood) | Nov. 15, 2018 vs. England @ London, England: 0-3 Guzan Yedlin Miazza Brooks Villafaña (S. Moore) McKennie (Lletget) Trapp (c) (Acosta) Pulisic Green (Adams) Weah (Saief) B. Wood |
| Oct. 16, 2018 vs. Peru @ East Hartford, Conn.: 1-1 Guzan Cannon (Yedlin) Carter-Vickers Long Sweat Trapp (c) Weah (Robinson) Delgado Acosta (Bradley) Amon (Green) Sargent-1 (B. Wood) | Oct. 11, 2018 vs. Colombia @ Tampa, Fla.: 2-4 Steffen Yedlin Miazza Brooks Robinson (Sweat) Bradley (c) Acosta-1 Weah (Delgado) Green (Sargent) Saief (Picault) B. Wood-1 (Novakovich) | Sept. 11, 2018 vs. Mexico @ Nashville, Tenn.: 1-0 Steffen S. Moore (Yedlin) Carter-Vickers Miazza Lichaj (Robinson) Trapp (c) Acosta (Roldan) Adams-1 McKennie (Green) Weah (Delgado) Zardes (B. Wood) | Sept. 7, 2018 vs. Brazil @ East Rutherford, N.J.: 0-2 Steffen Yedlin Miazza Brooks Robinson Trapp (c) (Roldan) Green (Weah) Adams McKennie (Delgado) Arriola (Acosta) B. Wood (Zardes) | June 9, 2018 vs. France @ Lyon, France: 1-1 Steffen S. Moore (Yedlin) Carter-Vickers Miazza (Palmer-Brown) Parker Robinson (Villafaña) Adams Trapp (c) McKennie Green-1 (Corona) B. Wood (Sargent) | June 2, 2018 vs. Ireland @ Dublin, Ireland: 1-2 Hamid Yedlin (S. Moore) Carter-Vickers (Parker) Miazza Villafaña Trapp (c) Weah Adams McKennie (Corona) Rubin (de la Torre) B. Wood-1 (Sargent) |
| May 28, 2018 vs. Bolivia @ Chester, Pa.: 3-0 Bono Lichaj (c) (Olssonde) Zimmerman-1 Palmer-Brown Robinson McKennie Weah-1 (Green) Corona (Parks) Pulisic (Villafaña) Rubin (Gooch) Sargent-1 (Novakovich) | March 27, 2018 vs. Paraguay @ Cary, N.C.: 1-0 Steffen Yedlin Miazza Carter-Vickers Villafaña Trapp (c) Nagbe (Roldan) Delgado (Weah) Saief (Rubin) B. Wood-1 (Novakovich) | Jan. 28, 2018 vs. Bosnia & Herzegovina @ Carson, Calif.: 0-0 Hamid (Steffen) Polster Zimmerman Opara Morrow Adams Zardes (Arriola) Trapp (c) (Rubin) Roldan (Agudelo) Morris Sapong (Rowe) | Nov. 14, 2017 vs. Portugal @ Leiria, Portugal: 1-1 Horvath (Hamid) Yedlin Gonzalez Brooks (Carter-Vickers) Miazza D. Williams (c) Adams McKennie-1 (Bedoya) Acosta Agudelo (Gooch) Sapong (Dwyer) | Oct. 10, 2017 vs. Trinidad & Tobago^ @ Couva, Trinidad: 1-2 Howard Yedlin Gonzalez Besler Villafaña (Acosta) Bradley (c) Arriola (Dempsey) Pulisic-1 Nagbe (Feilhaber) B. Wood Altdore | Oct. 6, 2017 vs. Panama^ @ Orlando, Fla.: 4-0 Howard Yedlin Gonzalez Besler Villafaña Bradley (c) Arriola Pulisic-1 (D. McCarty) Nagbe (Bedoya) B. Wood-1 Altdore-2 (Dempsey) |

ALL-TIME RESULTS AND LINEUPS

69

USMNT
MNT HISTORY
WORLD CUP HISTORY
PROGRAMS
COMPETITIONS
U.S. HISTORY & INFO

Sept. 5, 2017 vs. Honduras*
@ San Pedro Sula, Honduras: 1-1
 Guzan
 Zusi (Cameron)
 González
 Besler
 Beasley (Arriola)
 Acosta
 Bradley (c)
 Pulisic
 Dempsey
 Nagbe (B. Wood-1)
 Morris

Sept. 1, 2017 vs. Costa Rica*
@ Harrison, N.J.: 0-2
 Howard
 Zusi (Morris)
 Cameron
 Ream
 Villafaña (Dempsey)
 Pulisic (Arriola)
 Nagbe
 Bradley (c)
 F. Johnson
 B. Wood
 Altidore

July 26, 2017 vs. Jamaica*
@ Santa Clara, Calif.: 2-1
 Howard
 Zusi
 González
 Besler
 Villafaña
 Arriola (Zardes)
 Acosta (Dempsey)
 Bradley (c)
 Nagbe (D. McCarty)
 Morris-1
 Altidore-1

July 22, 2017 vs. Costa Rica*
@ Arlington, Texas: 2-0
 Howard
 Zusi
 González
 Besler
 Villafaña
 Arriola (Dempsey-1)
 Acosta (D. McCarty)
 Bradley (c)
 Nagbe
 Morris
 Altidore-1 (Zardes)

July 19, 2017 vs. El Salvador*
@ Philadelphia, Pa.: 2-0
 Howard
 Licha-1
 Hedges
 González-1
 Morrow
 Nagbe (Pontius)
 Bradley (c)
 Arriola (Morris)
 Zardes (Acosta)
 Dempsey
 Altidore

July 15, 2017 vs. Nicaragua*
@ Cleveland, Ohio: 3-0
 Hamid
 Zusi
 Miazza-1
 Besler
 Villafaña
 D. McCarty
 Pontius
 Bedoya (c)
 Corona-1 (Morris)
 Rowe-1 (Arriola)
 Dwyer (Agudelo)

July 12, 2017 vs. Martinique*
@ Tampa, Fla.: 3-2
 Guzan
 Licha-1
 González-1
 Hedges
 Morrow
 Arriola (Pontius)
 Roldan
 Acosta (Bedoya)
 Zardes
 Agudelo (D. McCarty)
 Morris-2

July 8, 2017 vs. Panama*
@ Nashville, Tenn.: 1-1
 Guzan
 Zusi
 González
 Besler
 Villafaña
 D. McCarty
 Acosta
 Bedoya (c) (Morris)
 Corona (Agudelo)
 Rowe (Zardes)
 Dwyer-1

July 1, 2017 vs. Ghana
@ E. Hartford, Conn.: 2-1
 Zusi
 Hedges
 Besler
 Villafaña (Gonzalez)
 Acosta-1
 D. McCarty
 Arriola (Bedoya)
 Corona (Saiet)
 Rowe (Zardes)
 Dwyer-1 (Morris)

June 11, 2017 vs. Mexico*
@ Mexico City, Mexico: 1-1
 Guzan
 Yedlin
 González
 Cameron
 Ream
 Beasley
 Arriola (Nagbe)
 Acosta
 Bradley-1 (c)
 Pulisic (Zusi)
 B. Wood (Altidore)

June 8, 2017 vs. Trinidad & Tobago*
@ Commerce City, Colo.: 2-0
 Howard
 Yedlin
 Cameron
 Brooks
 Villafaña
 Bradley (c)
 F. Johnson (Bedoya)
 Pulisic-2
 Nagbe
 Dempsey (Acosta)
 Altidore (B. Wood)

June 3, 2017 vs. Venezuela*
@ Sandy, Utah: 1-1
 Howard
 Yedlin (Zusi)
 Cameron (Gonzalez)
 Brooks (Hedges)
 Villafaña
 Nagbe (Morris)
 Pulisic-1
 Bradley (c)
 F. Johnson (Ream)
 Dempsey (Acosta)
 B. Wood

March 28, 2017 vs. Panama*
@ Panama City, Panama: 1-1
 Howard
 Zusi
 González
 Brooks (Ream)
 Villafaña
 Pulisic
 Bradley (c)
 Jones (Acosta)
 Nagbe (Bedoya)
 Dempsey
 Altidore (Arriola)

March 24, 2017 vs. Honduras*
@ San Jose, Calif.: 6-0
 Howard
 Cameron (Zusi)
 González
 Brooks (Ream)
 Villafaña
 Lletget-1 (Bedoya)
 Bradley-1 (c)
 Pulisic-1
 Nagbe
 Dempsey-3
 Altidore

Feb. 3, 2017 vs. Jamaica*
@ Chattanooga, Tenn.: 1-0
 Zusi (c) (Evans)
 Birnbaum
 Zimmerman
 Villafaña (Beasley)
 D. McCarty (Nagbe)
 Arriola (Bedoya)
 Corona (Saiet)
 Feilhaber (Bradley)
 Lletget
 Morris-1
 Agudelo

Jan. 29, 2017 vs. Serbia
@ San Diego, Calif.: 0-0
 Rimando
 Zusi
 Birnbaum
 Marshall
 Garza (Villafaña)
 Bradley (c)
 Jones (Lletget)
 Bedoya (Pontius)
 Kljestan (Feilhaber)
 Nagbe (Agudelo)
 Altidore (Morris)

Nov. 15, 2016 vs. Costa Rica*
@ San Jose, Costa Rica: 0-4
 Guzan
 Chandler
 González
 Brooks
 Besler
 F. Johnson (Zusi)
 Bradley (c)
 Jones (Kljestan)
 Pulisic (Gooch)
 Altidore
 B. Wood

Nov. 11, 2016 vs. Mexico*
@ Columbus, Ohio: 1-2
 Howard (Guzan)
 Chandler (Yedlin)
 González
 Brooks
 Besler (Orozco)
 F. Johnson
 Bradley (c)
 Jones
 Pulisic
 Altidore
 B. Wood-1

Oct. 11, 2016 vs. Washington, D.C.: 1-1
@ Washington, D.C.: 1-1
 Yarbrough (Bingham)
 Orozco
 González
 Besler
 Acosta (Gooch)
 Kitchen (D. Williams)
 Kljestan
 Bradley (c)
 Yedlin
 Altidore (Boyd)
 Green-1 (Agudelo)

Oct. 7, 2016 vs. Cuba
@ Havana, Cuba: 2-0
 Yedlin (Chandler)
 Cameron
 Brooks (Birnbaum)
 F. Johnson
 Pulisic (Wondolowski-1)
 Bradley (c)
 Kljestan (D. Williams)
 Green-1
 Altidore (Arriola)
 B. Wood (Morris)

Sept. 6, 2016 vs. Trinidad & Tobago*
@ Jacksonville, Fla.: 4-0
 Horvath
 Cameron
 Birnbaum
 González
 F. Johnson
 Bedoya (Arriola-1)
 Bradley (c)
 Kljestan-1 (Stanko)
 Pulisic
 B. Wood (Morris)
 Altidore-2

Sept. 2, 2016 vs. St. Vincent and the Gren.*
@ Kingstown, St. Vincent: 6-0
 Howard
 Yedlin
 Cameron
 Besler-1
 Acosta
 Zusi
 Beckerman
 Bedoya (Kljestan-1)
 F. Johnson (Pulisic-2)
 Altidore-1 (c) (Morris)
 B. Wood-1

June 25, 2016 vs. Colombia*
@ Glendale, Ariz.: 0-1
 Howard
 Yedlin
 Cameron
 Orozco
 Bradley (c) (Nagbe)
 Jones
 Bedoya (Pulisic)
 Zardes
 Dempsey
 B. Wood

June 21, 2016 vs. Argentina*
@ Houston, Texas: 0-4
 Guzan
 Yedlin
 Cameron
 Brooks
 F. Johnson
 Zusi
 Bradley (c)
 Beckerman (Birnbaum)
 Zardes
 Dempsey (Nagbe)
 Wondolowski (Pulisic)

June 16, 2016 vs. Ecuador*
@ Seattle, Wash.: 2-1
 Guzan
 F. Johnson
 Cameron
 Brooks
 Besler
 Bedoya (Zusi)
 Bradley (c)
 Jones
 Zardes-1 (Birnbaum)
 Dempsey-1 (Beckerman)
 B. Wood

June 11, 2016 vs. Paraguay*
@ Philadelphia, Pa.: 1-0
 Guzan
 Yedlin
 Cameron
 Brooks
 F. Johnson
 Bedoya (Zusi)
 Bradley (c)
 Jones
 Zardes
 Dempsey-1 (Orozco)
 B. Wood (Beckerman)

June 7, 2016 vs. Costa Rica*
@ Chicago, Ill.: 4-0
 Guzan
 Yedlin
 Cameron
 Brooks
 F. Johnson
 Bedoya (Beckerman)
 Bradley (c)
 Jones-1
 Zardes
 Dempsey-1 (Wondolowski)
 B. Wood-1 (Zusi-1)

June 3, 2016 vs. Colombia*
@ Santa Clara, Calif.: 0-2
 Guzan
 Yedlin
 Cameron
 Brooks
 F. Johnson
 Bedoya (Zusi)
 Bradley (c)
 Jones (Nagbe)
 Zardes
 Dempsey
 B. Wood (Pulisic)

May 28, 2016 vs. Bolivia
@ Kansas City, Kan.: 4-0
 Guzan
 Orozco (Yedlin)
 Cameron
 Brooks-1
 Besler (F. Johnson)
 Bedoya (Nagbe)
 Bradley (c) (Zusi)
 Jones
 Zardes-2 (Pulisic-1)
 Dempsey (Wondolowski)
 B. Wood

May 25, 2016 vs. Ecuador
@ Frisco, Texas: 1-0
 Guzan
 Birnbaum
 Brooks (Besler)
 F. Johnson
 Beckerman (Nagbe-1)
 Zusi (Orozco)
 Jones (Bedoya)
 Bradley (c)
 Zardes (B. Wood)
 Dempsey (Pulisic)

May 22, 2016 vs. Puerto Rico
@ Bayamon, Puerto Rico: 3-1
 Guzan (Howard)
 Yedlin
 Orozco
 Brooks (Miazza)
 Ream-1 (Green)
 Kitchen (Hyndman)
 D. Williams
 Bedoya (c) (Licha)
 Morales
 B. Wood-1 (Picault)
 Arriola-1

March 29, 2016 vs. Guatemala*
@ Columbus, Ohio: 4-0
 Guzan
 Yedlin
 Birnbaum
 Cameron-1
 Castillo
 Zusi-1 (Pulisic)
 Beckerman
 Bradley (c)
 B. Wood (Altidore-1)
 Dempsey-1
 B. Wood (Finlay)

March 25, 2016 vs. Guatemala*
@ Guatemala City, Guat.: 0-2
 Howard
 Cameron
 González (Altidore)
 Orozco (Zardes)
 Castillo
 Yedlin
 Bradley (c)
 Diskerud (Nagbe)
 Bedoya
 Dempsey
 B. Wood

Feb. 5, 2016 vs. Canada
@ Carson, Calif.: 1-0
 Bingham
 Birnbaum
 Birnbaum
 Jones
 Besler
 Acosta (Vincent)
 Zardes (Kiesewetter)
 Bradley (c)
 Jones (Tchani)
 Diskerud (Trapp)
 Nguyen (Nagbe)
 Morris (Finlay)
 Altidore-1 (Kitchen)

Jan. 31, 2016 vs. Iceland
@ Carson, Calif.: 3-2
 Robles
 Evans (Birnbaum-1)
 Orozco-1
 Besler
 Ream
 Bradley (c)
 Jones (Tchani)
 Finlay (Nagbe)
 Nguyen
 Zardes (Kiesewetter)
 Altidore-1 (Morris)

Nov. 17, 2015 vs. Trinidad & Tobago*
@ Port of Spain, T&T: 0-0
 Howard
 Orozco
 Cameron
 Besler
 Ream (Nagbe)
 Yedlin
 Jones
 Bradley (c)
 F. Johnson
 Zardes (B. Wood)
 Altidore

Nov. 13, 2015 vs. St. Vincent & The Gren.*
@ St. Louis, Mo.: 6-1
 Guzan
 Yedlin
 Cameron-1 (Miazza)
 Besler
 Ream
 Ream
 Zardes-1
 Jones
 Bradley (c)
 F. Johnson-1 (Nagbe)
 B. Wood-1 (Morris)
 Altidore-2

Oct. 13, 2015 vs. Costa Rica*
@ Harrison, N.J.: 0-1
 Howard
 Cameron (Alvarado)
 Orozco
 Ream (Spector)
 Yedlin
 D. Williams
 Jones (Diskerud)
 Shea (Nguyen)
 Zardes (Wooten)
 Altidore (c) (B. Wood)

Oct. 10, 2015 vs. Mexico*
@ Pasadena, Calif.: 2-3 (OT)
 Guzan
 F. Johnson (Evans)
 Cameron-1
 Besler
 Beasley
 Zardes (Yedlin)
 Beckerman
 Bradley (c)
 Zardes
 Dempsey
 Altidore (B. Wood-1)

Sept. 8, 2015 vs. Brazil
@ Foxborough, Mass.: 1-4
 Guzan
 Cameron (Spector)
 Orozco
 Alvarado
 Ream
 Jones (Diskerud)
 Bedoya (D. Williams-1)
 Yedlin
 Bradley (c) (Johannsson)
 Zardes (B. Wood)
 Altidore (Morris)

Sept. 4, 2015 vs. Peru
@ Washington, D.C.: 2-1
 Guzan
 Orozco (Cameron)
 González (Alvarado)
 Brooks (Besler)
 Ream
 Yedlin
 Bedoya (Diskerud)
 Jones (D. Williams)
 Zardes
 Altidore-2 (c)
 B. Wood (Johannsson)

July 25, 2015 vs. Panama*
@ Chester, Pa.: 1-1 (2-3 pks)
 Guzan
 Chandler
 González (Beasley)
 Brooks
 Ream
 Zusi (Yedlin)
 Corona
 Bradley (c)
 F. Johnson
 Johannsson
 Wondolowski (Dempsey-1)

| | | | | | |
|--|--|---|---|---|---|
| July 22, 2015 vs. Jamaica ^ @ Atlanta, Ga.: 1-2 Guzan Evans Alvarado Brooks F. Johnson Beckerman (Diskerdud) Bradley-1 (c) Zardes Dempsey Bedoya (Yedlin) Johannsson (Gordon) | July 18, 2015 vs. Cuba ^ @ Baltimore, Md.: 6-0 Guzan Chandler (Evans) Gonzalez-1 Alvarado F. Johnson (Yedlin) Beckerman (Corona) Zardes-1 Bedoya Bradley (c) Johannsson-1 Dempsey-3 | July 13, 2015 vs. Panama ^ @ Kansas City, Kan.: 1-1 Guzan Chandler Alvarado Brooks F. Johnson Beckerman Bedoya (Johannsson) Diskerdud Bradley-1 (c) Wondolowski (Dempsey) Zardes | July 10, 2015 vs. Haiti ^ @ Foxborough, Mass.: 1-0 Guzan Evans Gonzalez Ream Garza (F. Johnson) Zusi Bradley (c) Diskerdud Dempsey-1 Johannsson (Beckerman) Altidore (Zardes) | July 7, 2015 vs. Honduras ^ @ Frisco, Texas: 2-1 Guzan Chandler (Evans) Alvarado Brooks F. Johnson Beckerman Yedlin Zardes (Zusi) Bradley (c) Dempsey-2 Altidore (Wondolowski) | July 3, 2015 vs. Guatemala @ Nashville, Tenn.: 4-0 (OG) Guzan Chandler-1 Gonzalez (Alvarado) Brooks (Ream) F. Johnson (Garza) Yedlin Diskerdud (Morales) Zardes (c) Zusi (Zardes) Dempsey-1 Altidore (Wondolowski-1) |
| June 10, 2015 vs. Germany @ Cologne, Germany: 2-1 Guzan Chandler Alvarado Brooks F. Johnson (Evans) D. Williams (Beckerman) Zardes (B. Wood-1) Diskerdud-1 (Morales) Bradley (c) Johannsson (Morris) Agudelo (Yedlin) | June 5, 2015 vs. Netherlands @ Amsterdam, Netherlands: 4-3 Guzan Chandler Alvarado (Orozco) Brooks-1 Shea (Yedlin) Beckerman (Kitchen) Beckerman (D. Williams-1) Morales (Diskerdud) F. Johnson Johannsson (B. Wood-1) Zardes-1 (Morris) | April 15, 2015 vs. Mexico @ San Antonio, Texas: 2-0 Rimando (Yarborough) Yedlin Gonzalez Alvarado (Shea) Garza (Shea) Beckerman (Kitchen) Diskerdud (Evans) Corona (Ibarra) Bradley (c) Zardes Morris-1 (Agudelo-1) | March 31, 2015 vs. Switzerland @ Zurich, Switzerland: 1-1 Rimando (Yarborough) Chandler Orozco (Alvarado) Brooks Shea-1 D. Williams Bedoya (Yedlin) Morales (Ream) Bradley (c) Zardes (Morris) Altidore | March 25, 2015 vs. Denmark @ Aarhus, Denmark: 2-3 Rimando Chandler Orozco (Alvarado) Brooks Garza Zardes (Yedlin) Bedoya (Morales) Bradley (c) F. Johnson (Shea) Altidore-1 Johannsson-1 (Rubin) | Feb. 8, 2015 vs. Panama @ Carson, Calif.: 2-0 Rimando (S. Johnson) Yedlin (Hedges) J. Jones Besler Shea Zardes Diskerdud (Kitchen) Bradley-1 Ibarra (Nguyen) Dempsey (c)-1 (Gil) Altidore (Wondolowski) |
| Jan. 28, 2015 vs. Chile @ Rancagua: 2-3 Rimando Birnbaum J. Jones Besler Diskerdud (Trapp) Bradley Yedlin Dempsey (c) (Zardes) Shea-1 B. Wood (Nguyen) Altidore-1 (Wondolowski) | Nov. 18, 2014 vs. Republic of Ireland @ Dublin, Ireland: 1-4 Hamid F. Johnson Cameron Besler Chandler (Morris) Beckerman (Ream) Bedoya Diskerdud-1 (Rubin) Morales (Garza) Wondolowski (B. Wood) Altidore (c) | Nov. 14, 2014 in Colombia @ London, England: 1-2 Yedlin (Green) J. Jones Besler Garza (Beasley) Beckerman Bedoya (Morales) Diskerdud (Nguyen) F. Johnson Wondolowski-1 (c) Rubin (B. Wood) | Oct. 14, 2014 vs. Honduras @ Boca Raton, Fla.: 1-1 Rimando Chandler J. Jones Besler (Ream) Garza Zusi (Yedlin) Diskerdud (Ibarra) Bradley (Morales) Bedoya (Corona) Wondolowski-1 (c) Altidore-1 | Oct. 10, 2014 vs. Ecuador @ East Hartford, Conn.: 1-1 Guzan Chandler Orozco (Gonzalez) Brooks (Ream) Garza Yedlin Bedoya (Morales) Orozco (Guzan) J. Gyu (B. Wood) Donovan (c) (Corona) Altidore (Wondolowski) | Sept. 3, 2014 vs. Czech Republic @ Prague, Czech Rep.: 1-0 Guzan (Rimando) F. Johnson Orozco (Ream) Brooks Chandler (Garza) Bedoya-1 (Hyndman) Corona (Shea) Diskerdud (Morales) J. Gyu Donovan (c) Altidore (c) Green |
| July 1, 2014 in Belgium** @ Salvador, Brazil: 1-2 0-1 Howard F. Johnson (Yedlin) Gonzalez Besler Beasley Cameron Bradley J. Jones Bedoya (Green-1) Dempsey (c) Zusi (Wondolowski) | June 26, 2014 in Germany** @ Recife, Brazil: 0-1 Howard F. Johnson Gonzalez Besler Beasley Beckerman J. Jones B. Davis (Bedoya) Zusi (Yedlin) Dempsey (c) | June 22, 2014 in Portugal** @ Manaus, Brazil: 2-2 Howard F. Johnson Cameron Besler Beasley Beckerman J. Jones-1 Bedoya (Yedlin) Bradley Zusi (Gonzalez) Dempsey-1 (c) (Wondolowski) | June 16, 2014 in Ghana** @ Natal, Brazil: 2-1 Howard F. Johnson Cameron Besler (Brooks-1) Beasley Bedoya (Zusi) Beckerman J. Jones Bradley Dempsey-1 (c) Altidore (Johannsson) | June 7, 2014 vs. Nigeria @ Jacksonville, Fla.: 2-1 Howard F. Johnson Besler Cameron Beasley (Chandler) Bedoya (Zusi) Beckerman (Diskerdud) J. Jones Bradley Dempsey (c) (Wondolowski) Altidore-2 (Gonzalez) | June 1, 2014 vs. Turkey @ Harrison, N.J.: 2-1 Howard (Guzan) F. Johnson-1 (Yedlin) Cameron Besler (Brooks) Chandler Zusi (Diskerdud) J. Jones (Beckerman) Bradley B. Davis (Green) Altidore Dempsey-1 (c) |
| May 27, 2014 vs. Azerbaijan @ San Francisco, Calif.: 2-0 Howard (c) F. Johnson (Yedlin) Cameron (Gonzalez) Besler Beasley (Chandler) Zusi (B. Davis) J. Jones Bradley Bedoya (Diskerdud-1) Altidore Wondolowski (Johannsson-1) | April 2, 2014 vs. Mexico @ Glendale, Ariz.: 2-2 Rimando Beltran (Yedlin) Gonzalez Besler (Goodson) Parkhurst Beckerman (Edu) Zusi (Donovan) B. Davis (Green) Bradley-1 Wondolowski-1 (E. Johnson) Dempsey (c) | March 5, 2014 in Ukraine @ Larnaca, Cyprus: 0-2 Howard Cameron Onyewu Brooks Castillo (Shea) Bedoya J. Jones (D. Williams) Dempsey (c) Kijestan (Johannsson) F. Johnson Altidore (Agudelo) | Feb. 1, 2014 vs. Korea Republic @ Carson, Calif.: 2-0 Rimando Evans (Yedlin) Besler (Goodson) Gonzalez Parkhurst Beckerman Diskerdud (Feilhaber) Donovan (c) Zusi (Alexander) B. Davis (Gil) Wondolowski-2 (E. Johnson) | Nov. 19, 2013 vs. Austria @ Vienna, Austria: 0-1 Howard (c) Cameron (Lichaj) Gonzalez Brooks Beasley (Wondolowski) Bradley J. Jones (Boyd) Bedoya (Kijestan) Johannsson (Diskerdud) Shea (E. Johnson) Altidore | Nov. 15, 2013 vs. Scotland @ Glasgow, Scotland: 0-0 Howard (c) Evans (Lichaj) Gonzalez Cameron Beasley Bradley J. Jones (Diskerdud) Bedoya (Wondolowski) Kijestan (Johannsson) E. Johnson (Shea) Altidore (Boyd) |
| Oct. 15, 2013 vs. Panama ^ @ Panama City, Pan.: 3-2 Guzan Evans (B. Davis) Goodson Orozco-1 Castillo Bedoya Beckerman Kijestan Diskerdud (Johannsson-1) Zusi-1 Altidore (c) (Boyd) | Oct. 11, 2013 vs. Jamaica ^ @ Kansas City, Kan.: 2-0 Howard (c) Evans Cameron Besler Beasley (Castillo) Bedoya Diskerdud J. Jones Donovan (Zusi-1) Johannsson (Kijestan) Altidore-1 | Sept. 10, 2013 vs. Mexico ^ @ Columbus, Ohio: 2-0 Howard F. Johnson (Parkhurst) Goodson Gonzalez Beasley J. Jones Beckerman Bedoya (Zusi) Dempsey (c) Kijestan (Johannsson) F. Johnson Altidore (Agudelo) | Sept. 6, 2013 vs. Costa Rica ^ @ San Jose, Costa Rica: 1-3 Howard (c) Rimando Orozco Gonzalez Besler Beasley Cameron J. Jones Zusi (E. Johnson) Donovan F. Johnson (Altidore) Dempsey-1 (c) (Johannsson) | Aug. 14, 2013 vs. Bosnia-Herzegovina @ Sarajevo, Bosnia: 4-3 Evans (B. Wood) Cameron Brooks F. Johnson (Parkhurst) Bradley J. Jones (Kijestan) Bedoya (Corona) Diskerdud (Castillo) E. Johnson-1 (Johannsson) Altidore-3 | July 28, 2013 vs. Panama ^ @ Chicago: 1-0 Rimando Parkhurst Besler Goodson Beasley (c) Beckerman Holden (Diskerdud) Bedoya (Gonzalez) Donovan Corona (Shea-1) E. Johnson |
| July 24, 2013 vs. Honduras ^ @ Dallas: 3-1 Rimando Parkhurst Besler Goodson Beasley (c) Beckerman (Diskerdud) Holden Bedoya Donovan-2 (Wondolowski) Torres (Shea) E. Johnson-1 | July 21, 2013 vs. El Salvador ^ @ Baltimore: 5-1 Rimando Parkhurst Besler (Orozco) Goodson Beasley (c) Beckerman Diskerdud-1 Corona-1 Torres (Shea) Donovan-1 Wondolowski (E. Johnson-1) | July 16, 2013 vs. Costa Rica ^ @ Hartford, Conn.: 1-0 S. Johnson Parkhurst Goodson Orozco Beasley (c) Holden Diskerdud Bedoya (Corona) Torres (Shea) Wondolowski (Gomez) | July 13, 2013 vs. Cuba ^ @ Sandy, Utah: 4-1 Rimando Beltran Goodson (c) Onyewu (c) Orozco Castillo Beckerman Corona-1 Holden (Diskerdud) Shea (Torres) Donovan-1 Gomez (Wondolowski-2) | July 9, 2013 vs. Belize ^ @ Portland, Ore.: 6-1 Rimando Parkhurst Orozco-1 Beasley (c) Beckerman (Holden-1) Corona (Bedoya) Diskerdud Torres (Shea) Donovan-1 Wondolowski-3 | July 5, 2013 vs. Guatemala @ San Diego: 6-0 Rimando Parkhurst Onyewu Goodson-1 Beasley (c) Beckerman (Diskerdud) Torres (Holden) Donovan-2 (Bruin) Corona (Bedoya-1) Castillo (Shea) Wondolowski-1) |

ALL-TIME RESULTS AND LINEUPS

USMNT
MNT HISTORY
WORLD CUP HISTORY
PROGRAMS
COMPETITIONS
U.S. HISTORY & INFO

| | | | | | |
|--|--|--|--|---|---|
| <p>June 18, 2013 vs. Honduras * @ Sandy, Utah: 1-0 Howard Evans Gonzalez Besler F. Johnson Bradley J. Jones (Cameron) Zusi (B. Davis) Dempsey (c) E. Johnson (Castillo) Altidore-1</p> | <p>June 11, 2013 vs. Panama * @ Seattle: 2-0 Howard Evans Gonzalez Besler Beasley Bradley Cameron E. Johnson-1 (Corona) Dempsey (c) F. Johnson (B. Davis) Altidore-1 (Holden)</p> | <p>June 7, 2013 vs. Jamaica * @ Kingston, Jamaica: 2-1 Howard Evans-1 Gonzalez Besler Beasley J. Jones (Cameron) Bradley Zusi Dempsey (c) F. Johnson (Castillo) Altidore-1 (E. Johnson)</p> | <p>June 2, 2013 vs. Germany @ Washington, D.C.: 4-3 (OC) Howard Evans Gonzalez Besler Beasley (Castillo) J. Jones Bradley Zusi (E. Johnson) F. Johnson (B. Davis) Dempsey-2 (c) Altidore-1 (Boyd)</p> | <p>May 29, 2013 vs. Belgium @ Cleveland, Ohio: 2-4 Howard (Guzan) Cameron-1 Gonzalez Goodson (Besler) Beasley J. Jones Kljestan (Holden) Zusi (Evans) B. Davis (Boyd) Dempsey-1 (c) Altidore (E. Johnson)</p> | <p>March 26, 2013 vs. Mexico* @ Mexico City, Mex.: 0-0 Guzan Cameron Gonzalez Besler Beasley Bradley Edu Zusi (Shea) Dempsey (c) Gomez (B. Davis) Altidore (E. Johnson)</p> |
| <p>March 22, 2013 vs. Costa Rica * @ Commerce City, Colo.: 1-0 Guzan Cameron Gonzalez Goodson Beasley J. Jones (Edu) Bradley Zusi (E. Johnson) Dempsey-1 (c) Gomez (Beckerman) Altidore</p> | <p>Feb. 6, 2013 vs. Honduras * @ San Pedro Sula: 1-2 Howard (c) Chandler Gonzalez Cameron F. Johnson D. Williams (Edu) J. Jones (Zusi) Bradley E. Johnson (Kljestan) Dempsey-1 Altidore</p> | <p>Jan. 29, 2013 vs. Canada @ Houston, Texas: 0-0 S. Johnson Beltran (Feilhaber) Gonzalez Besler Morrow Beckerman (c) (Morales) Zusi (Agudelo) B. Davis (Bedoya) E. Johnson (Kljestan) Wondolowski (Gatt) E. Johnson (Bruin)</p> | <p>Nov. 14, 2012 vs. Russia @ Krasnodar, Russia: 2-2 Howard Chandler Cameron (Diskerud-1) Bocanegra (c) (Goodson) F. Johnson D. Williams (Edu) J. Jones Bradley-1 Gatt (Agudelo) Altidore (Boyd) Gomez (Kljestan)</p> | <p>Oct. 16, 2012 vs. Guatemala * @ Kansas City, Kan.: 3-1 Howard Cherundolo Cameron Bocanegra-1 (c) Parkhurst Zusi (Edu) D. Williams Bradley E. Johnson (Corona) Dempsey-2 Gomez (Kljestan)</p> | <p>Oct. 12, 2012 vs. Antigua & Barbuda * @ North Sound, Antigua: 2-1 Howard Cherundolo Goodson Cameron Bocanegra (c) Zusi (Kljestan) D. Williams (J. Jones) Bradley E. Johnson-2 Dempsey Gomez (Gordon)</p> |
| <p>Sept. 11, 2012 vs. Jamaica * @ Columbus, Ohio: 1-0 Howard (c) Cherundolo Cameron Bocanegra (c) F. Johnson D. Williams Zusi (Edu) J. Jones Torres (Shea) Dempsey Gomez-1 (Altidore)</p> | <p>Sept. 7, 2012 vs. Jamaica * @ Kingston, Jamaica: 1-2 Howard (c) Parkhurst Goodson Cameron F. Johnson Beckerman (D. Williams) Edu (Shea) Dempsey-1 Altidore (Boyd) Gomez</p> | <p>Aug. 15, 2012 vs. Mexico @ Mexico City: 1-0 Howard (c) F. Johnson Cameron Edu Castillo (Orozco Fiscal-1) J. Jones (Corona) Beckerman D. Williams (Zusi) Torres (Boyd) Donovan (Beasley) Gomez (Shea)</p> | <p>June 12, 2012 vs. Guatemala * @ Guatemala City: 1-1 Howard Cherundolo Goodson (Cameron) Bocanegra (c) F. Johnson Edu Bradley J. Jones Donovan (Beckerman) Dempsey-1 Gomez (Altidore)</p> | <p>June 8, 2012 vs. Antigua & Barbuda * @ Tampa, Fla.: 3-1 Howard Cherundolo Goodson Bocanegra-1 (c) Torres (Onyewu) Castillo Bradley J. Jones J. Jones (Boyd) Donovan Dempsey-1 Gomez-1 (Altidore)</p> | <p>June 3, 2012 vs. Canada @ Toronto, Canada: 0-0 Howard Cherundolo (Parkhurst) Goodson Bocanegra (c) (Onyewu) Castillo Bradley J. Jones Donovan (Edu) Torres (Altidore) Dempsey Gomez (Wondolowski)</p> |
| <p>May 30, 2012 vs. Brazil @ Landover, Md.: 1-4 Howard Cherundolo (Parkhurst) Onyewu Bocanegra (c) F. Johnson (Castillo) Bradley J. Jones (Beckerman) Edu (Boyd) Donovan Gomez-1 Torres (Dempsey)</p> | <p>May 26, 2012 vs. Scotland @ Jacksonville, Fla.: 5-1 Howard (Guzan) Cherundolo Cameron Bocanegra (c) (Onyewu) F. Johnson (Castillo) Edu (Beckerman) Bradley J. Jones-1 Donovan-3 Boyd (Gomez) Torres (Corona)</p> | <p>Feb. 29, 2012 vs. Italy @ Genoa, Italy: 1-0 Howard Cherundolo Goodson Bocanegra (c) F. Johnson (Spector) Bradley Edu D. Williams Dempsey-1 (Buddle) Shea (Kljestan) Altidore (Boyd)</p> | <p>Jan. 25, 2012 vs. Panama @ Panama City, Panama: 1-0 Rimando (S. Johnson) DeLaGarza Parkhurst Cameron Loyd (Pearce) Clark (Larentowicz) J. Jones(c) Zusi (Sapong) Wondolowski (Parke) Zusi-1 (Evans) Shea Bunbury (Sapong)</p> | <p>Jan. 21, 2012 vs. Venezuela @ Glendale, Ariz.: 1-0 Hamid DeLaGarza Parkhurst Cameron Pearce (Loyd) Larentowicz (Clark-1) J. Jones (c) Zusi (Sapong) Feilhaber (Wondolowski) Shea Bunbury (Evans)</p> | <p>Nov. 15, 2011 vs. Slovenia @ Ljubljana, Slovenia: 3-2 Howard Cherundolo Goodson Bocanegra (c) Chandler (D. Williams) Beckerman (J. Jones) Bradley (Rogers) F. Johnson (Shea) Dempsey-1 Altidore-1 (Edu)</p> |
| <p>Nov. 11, 2011 vs. France @ Saint-Denis, France: 0-1 Howard Cherundolo Goodson Bocanegra (c) Chandler Edu (Buddle) Beckerman (J. Jones) Dempsey Shea (Beasley) D. Williams (F. Johnson) Altidore</p> | <p>Oct. 11, 2011 vs. Ecuador @ Harrison, N.J.: 0-1 Howard Cherundolo (Spector) Onyewu Bocanegra (c) (Ream) Chandler Beckerman D. Williams (Buddle) Edu (Bradley) Shea (Beasley) Dempsey Altidore (Agudelo)</p> | <p>Oct. 8, 2011 vs. Honduras @ Miami: 1-0 Howard Cherundolo Orozco Fiscal (Onyewu) Bocanegra (c) Chandler (Spector) Beckerman D. Williams (Beasley) Edu (Bradley) Shea Dempsey-1 Altidore (Agudelo)</p> | <p>Sept. 6, 2011 vs. Belgium @ Brussels: 0-1 Howard Cherundolo Goodson Bocanegra (c) Chandler Edu Dempsey Torres (Larentowicz) Rogers (Beckerman) Altidore (Agudelo) Shea</p> | <p>Sept. 2, 2011 vs. Costa Rica @ Carson, Calif.: 0-1 Howard Chandler Orozco Fiscal Bocanegra (c) Castillo Edu Donovan Torres Rogers (Kljestan) Altidore (Agudelo) Shea</p> | <p>Aug. 10, 2011 vs. Mexico @ Philadelphia: 1-1 Howard Cherundolo Orozco Fiscal Bocanegra (c) Castillo Beckerman Bradley (Rogers-1) J. Jones (Shea) Donovan Torres (Clark) Buddle (Agudelo)</p> |
| <p>June 25, 2011 vs. Mexico ^ @ Pasadena, Calif.: 2-4 Howard Cherundolo (Bornstein) Goodson Bocanegra (c) Lichaj Bradley-1 J. Jones Bedoya (Agudelo) Adu (Kljestan) Dempsey Donovan-1</p> | <p>June 22, 2011 vs. Panama ^ @ Houston, Texas: 1-0 Howard Cherundolo Goodson Bocanegra (c) Lichaj Bradley J. Jones Kljestan (Donovan) Dempsey-1 Agudelo (Adu)</p> | <p>June 19, 2011 vs. Jamaica ^ @ Washington, D.C.: 2-0 Howard Cherundolo Goodson Bocanegra (c) Lichaj Bradley J. Jones-1 (Edu) Bedoya (Donovan) Kljestan Dempsey-1 Altidore (Agudelo)</p> | <p>June 14, 2011 vs. Guadeloupe ^ @ Tampa, Kan.: 1-0 Howard Cherundolo Goodson Bocanegra (c) Lichaj Bradley (Edu) J. Jones Donovan Altidore-1 (Kljestan) Wondolowski (Bedoya)</p> | <p>June 11, 2011 vs. Panama ^ @ Tampa, Fla.: 1-2 Howard Cherundolo Goodson-1 (Wondolowski) Ream Bocanegra (c) Dempsey Bradley J. Jones (Kljestan) Donovan Altidore Agudelo (Bedoya)</p> | <p>June 7, 2011 vs. Canada ^ @ Detroit, Mich.: 2-0 Howard Cherundolo Goodson Ream Bocanegra (c) Dempsey-1 Bradley J. Jones (Edu) Donovan Altidore-1 (Kljestan) Agudelo (Wondolowski)</p> |
| <p>June 4, 2011 vs. Spain @ Foxborough, Mass.: 0-4 Howard (c) Spector Onyewu (Goodson) Ream Lichaj Kljestan J. Jones (Bradley) Edu (Cherundolo) Rogers (Dempsey) Altidore (Wondolowski) Agudelo (Bedoya)</p> | <p>March 29, 2011 vs. Paraguay @ Nashville, Tenn.: 0-1 Hahnenmann (Yellidell) Chandler (Spector) DeMerit (Bocanegra) Ream Bornstein (Kljestan) Bedoya Edu (J. Jones) Bradley Donovan (c) Altidore (Lichaj) Agudelo</p> | <p>March 26, 2011 vs. Argentina @ E. Rutherford, N.J.: 1-1 Howard Spector (Chandler) DeMerit Onyewu Bocanegra (c) J. Jones (Agudelo-1) Bradley Edu Dempsey Donovan Altidore</p> | <p>Jan. 22, 2011 vs. Chile @ Carson, Calif.: 1-1 Rimando (S. Johnson) Franklin Ream Gonzalez (Wynne) Loyd (A. Wallace) Larentowicz D. McCarty (c) Bedoya (Alexander) Diskerud Shea (Agudelo) Wondolowski (Bunbury-1)</p> | <p>Nov. 17, 2010 vs. South Africa @ Cape Town, S. Africa: 1-0 Guzan (c) Lichaj Agbosoumou (Ream) Ream (Borchers) Bornstein (Spector) Pause Carroll Rogers (Agudelo-1) Gaven Bedoya (Diskerud) Findley (Bunbury)</p> | <p>Oct. 12, 2010 vs. Colombia @ Chester, Pa.: 0-0 Guzan Spector (Lichaj) Onyewu (c) (Parkhurst) Goodson Pearce Edu (E. Johnson) J. Jones Bradley Holden (Feilhaber) Altidore Shea (Dempsey)</p> |



ALL-TIME RESULTS AND LINEUPS

U.S. SOCCER 2021 MEN'S NATIONAL TEAM MEDIA GUIDE

| | | | | | |
|---|--|--|--|--|--|
| Oct. 9, 2010 vs. Poland @ Chicago: 2-2 Howard Cherundolo Onyewu-1 Edu Bocanegra (c) J. Jones Bradley Holden Dempsey Feilhaber (Bedoya) Altidore-1 | Aug. 10, 2010 vs. Brazil @ Rutherford, N.J.: 0-2 Howard (Guzan) Spector Gonzalez Bocanegra (c) (Goodson) Bornstein Bedoya (Gomez) Bradley Edu Feilhaber (Kijestan) Donovan (Findley) Buddle (Altidore) | June 26, 2010 vs. Ghana * @ Rustenburg, S. Africa: 1-2 OT Howard Cherundolo DeMerit Bocanegra (c) Bornstein Donovan-1 Bradley Clark (Edu) Dempsey Findley (Feilhaber) Altidore (Gomez) | June 23, 2010 vs. Slovenia @ Pretoria, S. Africa: 1-0 Howard Cherundolo DeMerit Bocanegra (c) Bornstein (Beasley) Donovan-1 Bradley Edu (Buddle) Dempsey Gomez (Feilhaber) Altidore | June 18, 2010 vs. Slovenia ** @ Johannesburg: 2-2 Howard Cherundolo DeMerit Onyewu (Gomez) Bocanegra (c) Dempsey Bradley-1 Torres (Edu) Donovan-1 Findley (Feilhaber) Altidore | June 12, 2010 vs. England ** @ Rustenburg, S. Africa.: 1-1 Howard Cherundolo DeMerit Onyewu Bocanegra (c) Donovan Clark Bradley Dempsey-1 Findley (Buddle) Altidore (Holden) |
| June 5, 2010 vs. Australia @ Rooopoot, S. Africa.: 3-1 Howard (Hahnemann) Cherundolo DeMerit Goodson (Onyewu) Bocanegra (c) (Bornstein) Donovan Clark Bradley Dempsey (Gomez-1) Findley Buddle-2 (Beasley) | May 29, 2010 vs. Turkey @ Philadelphia: 2-1 Howard Spector (Cherundolo) DeMerit Goodson (Onyewu) Bocanegra (c) (Bornstein) Donovan Bradley Clark (Torres) Feilhaber (Findley) Dempsey-1 Altidore-1 (Holden) | May 25, 2010 vs. Czech Republic @ E. Hartford, Conn.: 2-4 Guzan Cherundolo (c) Onyewu (Bedoya) Goodson Bornstein (Pearce) Holden Torres (Kijestan) Edu-1 Beasley (Rogers) Altidore (Ching) Buddle (Gomez-1) | March 3, 2010 vs. Netherlands @ Amsterdam: 1-2 Howard Spector DeMerit (Pearce) Bocanegra-1 (c) Bornstein (Goodson) Holden (Beasley) Torres (Edu) Bradley Donovan (E. Johnson) Altidore Findley (Bedoya) | Feb. 24, 2010 vs. El Salvador @ Tampa, Fla.: 2-1 Howard Evans Goodson Bornstein (c) Pearce Rogers (Cameron) Kijestan-1 Beckerman (D. McCarty) B. Davis (Gaven) Findley (Cunningham) Casey (Ching-1) | Jan. 23, 2010 vs. Honduras @ Carson, Calif.: 1-3 Perkins Wynne Marshall (Pearce) Conrad (c) Bornstein Kijestan (Bedoya) Beckerman (Casey) Feilhaber (D. McCarty) Rogers (B. Davis) Cunningham (Goodson-1) Findley |
| Nov. 18, 2009 vs. Denmark @ Aarhus, Denmark: 1-3 Guzan Hejduk Spector (Conrad) Bocanegra (c) (Goodson) Bornstein Holden (Rogers) R. Clark Bradley (Castillo) Feilhaber Altidore (D. McCarty) Cunningham-1 (E. Johnson) | Nov. 14, 2009 vs. Slovakia @ Bratislava, Slovakia: 0-1 Guzan Cherundolo Spector Bocanegra (c) (Goodson) Bornstein Rogers (Kijestan) Bradley Feilhaber Dempsey (D. McCarty) Altidore (Cunningham) Casey (E. Johnson) | Oct. 14, 2009 vs. Costa Rica * @ Washington, D.C.: 2-2 Guzan Cherundolo Onyewu Bocanegra (c) Bornstein-1 Holden (Rogers) Feilhaber (Torres) Bradley-1 Donovan Altidore Casey (Cooper) | Oct. 10, 2009 vs. Honduras * @ San Pedro Sula, Hond.: 3-2 Howard Spector Onyewu Bocanegra (c) Bornstein Holden (Cherundolo) R. Clark Bradley Donovan-1 Davies (Altidore) Casey-2 (Feilhaber) | Sept. 9, 2009 vs. Trinidad & Tobago * @ Port of Spain, Trin.: 1-0 Howard Spector Onyewu Bocanegra (c) Dempsey (Holden) R. Clark-1 Bradley Donovan Davies (Ching) Altidore (Feilhaber) | Sept. 5, 2009 vs. Sandy, Utah: 2-1 Howard Spector Marshall Bocanegra (c) Bornstein Dempsey-1 Feilhaber (Beckerman) Bradley Donovan Davies (Holden) Altidore-1 (Torres) |
| Aug. 12, 2009 vs. Mexico * @ Mexico City: 1-2 Howard Cherundolo Onyewu DeMerit Bocanegra (c) Dempsey R. Clark (Holden) Bradley Donovan Davies-1 (Altidore) Ching (Feilhaber) | July 26, 2009 vs. Mexico * @ E. Rutherford, N.J.: 0-5 Perkins Heaps Marshall Goodson Pearce Holden Pause (Quaranta) Beckerman (Cronin) Rogers Ching (c) Arnaud (Cooper) | July 23, 2009 vs. Honduras ^ @ Chicago: 2-0 Perkins Heaps Marshall Goodson-1 Pearce Holden Pause Beckerman Rogers (Quaranta) Ching (c) Arnaud (Cooper-1) | July 18, 2009 vs. Panama ^ @ Philadelphia, Pa.: 2-1 (ot) Perkins Heaps Marshall Conrad (c) (Goodson) Heaps Holden Pause Beckerman-1 Rogers (Evans) Ching Arnaud (Cooper-1) | July 12, 2009 vs. Haiti * @ Foxborough, Mass.: 2-2 Robles Evans Conrad (c) Parkhurst Heaps Quaranta (Beckerman) Holden-1 Cronin C. Clark (Ching) Cooper (Davies) Arnaud-1 | July 8, 2009 vs. Honduras ^ @ Washington, D.C.: 2-0 Perkins Cherundolo (c) Marshall Parkhurst Pearce Quaranta-1 Pause (Feilhaber) Beckerman Rogers Ching-1 (Cooper) Adu (Davies) |
| July 4, 2009 vs. Grenada * @ Seattle: 4-0 Perkins Cherundolo (c) (Evans) Marshall Goodson (Parkhurst) Pearce Holden-1 Pause Beckerman Rogers-1 Davies-1 (Arnaud) Adu-1 | June 28, 2009 vs. Brazil # @ Johannesburg, S. Africa: 2-3 Howard Spector Onyewu DeMerit Bocanegra (c) Donovan-1 R. Clark (Casey) Feilhaber (Kijestan) Dempsey-1 Davies Altidore (Bornstein) | June 24, 2009 vs. Spain # @ Bloemfontein, S. Africa: 2-0 Howard Spector Onyewu DeMerit Bocanegra (c) Donovan R. Clark Bradley Dempsey-1 (Bornstein) Davies (Feilhaber) Altidore-1 (Casey) | June 21, 2009 vs. Egypt # @ Rustenburg, S. Africa: 3-0 Guzan Spector Onyewu DeMerit Bornstein Donovan (c) R. Clark Bradley-1 Dempsey-1 Davies-1 (Casey) Altidore (Feilhaber) | June 18, 2009 vs. Brazil # @ Pretoria, S. Africa: 0-3 Howard Spector Onyewu DeMerit Bornstein Bradley Kijestan Donovan (c) Dempsey Beasley (Casey) Altidore (Feilhaber) | June 15, 2009 vs. Italy # @ Pretoria, S. Africa: 1-3 Howard Spector Onyewu DeMerit Bornstein (Kijestan) Feilhaber (Beasley) Bradley R. Clark Dempsey Donovan-1 (c) Altidore (Davies) |
| June 6, 2009 vs. Honduras * @ Chicago: 2-1 Howard Spector Onyewu Bocanegra-1 (c) (DeMerit) Bornstein Dempsey Mastroeni (Feilhaber) R. Clark Donovan-1 Casey (Beasley) Altidore | June 3, 2009 vs. Costa Rica * @ San Jose, C.R.: 1-3 Howard Wynne Onyewu Bocanegra (c) Beasley Mastroeni (Adu) Bradley Torres (Kijestan) Dempsey (Davies) Donovan-1 Altidore | April 1, 2009 vs. Trinidad & Tobago @ Nashville, Tenn.: 3-0 Howard Hejduk Bocanegra (c) Onyewu Beasley Dempsey (Kijestan) Bradley Mastroeni Donovan Ching (Torres) Altidore-3 | March 28, 2009 vs. El Salvador * @ San Salvador: 2-2 Guzan Hejduk-1 Califf Bocanegra (c) Pearce (Altidore-1) Dempsey Bradley (Edu) Kijestan (Torres) Beasley Donovan Ching | Feb. 11, 2009 vs. Mexico * @ Columbus, Ohio: 2-0 Howard Hejduk Onyewu Bocanegra (c) Pearce Bradley-2 Kijestan (R. Clark) Donovan Donovan Ching (Altidore) | Jan. 24, 2009 vs. Sweden @ Carson, Calif.: 3-2 Perkins Wynne Califf (c) Parkhurst (Hemelu) Bornstein (Wingert) Thorrington (Roife) Dempsey Bradley-2 Kijestan-3 Rogers (Carroll) Rogers (Cooper) Ching (Gaven) |
| Nov. 19, 2008 vs. Guatemala * @ Commerce City, Colo.: 2-0 Guzan Thorrington Goodson Parkhurst Bornstein Adu-1 (Arnaud) Mastroeni (c) Clark Kijestan Cooper-1 (Ching) Altidore (Casey) | Oct. 15, 2008 vs. Trinidad & Tobago * @ Port of Spain, Trinidad: 1-2 Guzan Hejduk Orozco Fiscal Califf Pearce (Rolfe) Edu Torres (Szetela) Adu (Davies-1) Beasley (c) Altidore | Oct. 11, 2008 vs. Cuba * @ Washington, D.C.: 6-1 Howard Cherundolo Onyewu-1 Bocanegra (c) Pearce (Torres) Edu Kijestan (Adu) Dempsey Donovan-1 Beasley-2 Ching-1 (Altidore-1) | Sept. 10, 2008 vs. Trinidad & Tobago * @ Bridgeview, Ill.: 3-0 Howard Cherundolo Onyewu Bocanegra (c) Pearce Kijestan Bradley-1 (Clark) Kijestan Beasley Donovan Ching-1 (E. Johnson) | Sept. 6, 2008 vs. Cuba * @ Havana, Cuba: 1-0 Howard Hejduk Onyewu Bocanegra (c) Pearce Dempsey-1 (Kijestan) Bradley Edu Beasley Donovan Ching | Aug. 20, 2008 vs. Guatemala * @ Buca, Guatemala: 1-0 Howard Cherundolo Onyewu Bocanegra-1 (c) Pearce Donovan Bradley Mastroeni (Edu) Lewis (Beasley) Ching Dempsey (Hejduk) |

ALL-TIME RESULTS AND LINEUPS

73

USMNT

MNT HISTORY

WORLD CUP HISTORY

PROGRAMS

COMPETITIONS

U.S. HISTORY & INFO

| | | | | | |
|---|---|--|---|--|--|
| <p>June 22, 2008 vs. Barbados * @ Bridgetown, Barbados: 1-0 Guzan Moor DeMerit Califf Pearce Kljestan Bradley Szetela (Rofe) Lewis-1 (c) Adu (Barrett) Beasley (Thorrington)</p> | <p>June 15, 2008 vs. Barbados * (OG) @ Carson, Calif.: 8-0 Guzan Cherundolo Onyewu Bocanegra (c) Pearce Donovan-1 (E. Johnson-1) Bradley-1 Mastroeni (Adu) Beasley Ching-2 Dempsey-2 (Lewis)</p> | <p>June 9, 2008 vs. Argentina @ E. Rutherford, N.J.: 0-0 Howard Cherundolo Onyewu (DeMerit) Bocanegra (c) Pearce (Lewis) Bradley (Edu) Mastroeni Dempsey (Adu) Donovan (c) Beasley (Hejduk) E. Johnson (Kljestan)</p> | <p>June 4, 2008 vs. Spain @ Santander, Spain: 0-1 Howard (Guzan) Cherundolo (Hejduk) Onyewu Bocanegra (c) Pearce Dempsey (Mastroeni) Edu Bradley Lewis (Wolff) E. Johnson Adu (Beasley)</p> | <p>May 28, 2008 vs. England @ London, England: 0-2 Howard (Guzan) Cherundolo (Hejduk) Onyewu Bocanegra (c) Pearce Dempsey Clark (Edu) Bradley Beasley (Lewis) Wolff (Adu) E. Johnson (Jaqua)</p> | <p>March 26, 2008 vs. Poland @ Krakow, Poland: 3-0 Howard Cherundolo (Spector) Onyewu-1 (DeMerit) Bocanegra-1 (c) Pearce (Feilhaber) Donovan (Lewis-1) Clark Bradley Dempsey Ching (Wolff) E. Johnson</p> |
| <p>Feb. 6, 2008 vs. Mexico @ Houston: 2-2 Howard Moor Bocanegra (c) Onyewu-1 Corrales Clark (Edu) Bradley (Feilhaber) Convey (Lewis) Donovan Altidore-1 Dempsey (Adu)</p> | <p>Jan. 19, 2008 vs. Sweden @ Carson, Calif.: 2-0 Guzan Moor Conrad (Goodson) Robinson-1 (Parkhurst) Corrales Clark Edu B. Davis (Kljestan) Donovan-1 (c) (White) Twelmlan (Altidore) Dempsey (Noonan Rofe)</p> | <p>Nov. 17, 2007 vs. South Africa @ Johannesburg: 1-0 Howard (Guzan) Cherundolo-1 (Spector) Onyewu Bocanegra (c) (Califf) Pearce Feilhaber (Bornstein) Edu Bradley Beasley Adu (Kljestan) Dempsey (Altidore)</p> | <p>Oct. 17, 2007 vs. Switzerland @ Basel, Switzerland: 1-0 Howard (Guzan) Cherundolo Onyewu (Califf) Bocanegra (c) Lewis (Szetela) Feilhaber Feilhaber Edu Bradley-1 Beasley (Pearce) Twelmlan (Adu) Dempsey (Findley)</p> | <p>Sept. 9, 2007 vs. Brazil @ Chicago, Ill.: 2-4 Howard Cherundolo Onyewu Bocanegra-1 (c) Pearce (Arnaud) Feilhaber (Convey) Bradley Donovan Beasley (Pearce) Wolff (E. Johnson) Dempsey-1</p> | <p>Aug. 22, 2007 vs. Sweden @ Goteberg, Sweden: 0-1 Howard Cherundolo Onyewu Bocanegra (c) (DeMerit) Bornstein (Spector) Feilhaber Bradley Mastroeni (Convey) Beasley (Zizzo) Donovan (Hill) Dempsey (Davies)</p> |
| <p>July 5, 2007 vs. Colombia @ @ Barquisimeto, Ven.: 0-1 Guzan Moor Califf (c) Boswell Pearce Beckerman Clark Kljestan Mapp (Davies) Gomez (Gaven) E. Johnson (Nguyen)</p> | <p>July 2, 2007 vs. Paraguay @ @ Barinas, Venezuela: 1-3 Keller (c) Moor DeMerit (Califf) Conrad Bornstein Clark-1 Feilhaber Olsen (Mapp) Kljestan Mapp (Nguyen) E. Johnson Twelmlan</p> | <p>June 28, 2007 vs. Argentina @ @ Maracaibo, Ven.: 1-4 Keller Ynne DeMerit Conrad Bornstein Clark (Beckerman) Feilhaber Olsen (Gaven) Mapp Twelmlan (Gomez) E. Johnson-1</p> | <p>June 24, 2007 vs. Mexico ^ @ Chicago, Ill.: 2-1 Howard Spector (Simek) Onyewu Bocanegra (c) Bornstein Feilhaber-1 Mastroeni (Clark) Dempsey (Twelmlan) Donovan-1 Ching</p> | <p>June 21, 2007 vs. Canada ^ @ Chicago, Ill.: 2-1 Keller (c) Hejduk-1 Onyewu Bocanegra Bornstein Bradley Mastroeni (Clark) Donovan-1 Beasley E. Johnson (Feilhaber) Dempsey (Twelmlan)</p> | <p>June 16, 2007 vs. Panama ^ @ Foxborough, Mass.: 2-1 Howard Hejduk Onyewu Bocanegra-1 (c) Bornstein Bradley Mastroeni Donovan-1 (Clark) Beasley Dempsey (Ching) Twelmlan (Ralston)</p> |
| <p>June 12, 2007 vs. El Salvador ^ @ Foxborough, Mass.: 4-0 Howard Spector (Simek) Onyewu Parkhurst Bornstein Feilhaber Mastroeni Bradley (Ching) Donovan-1 (c) (Twelmlan-1) Beasley-2 Dempsey</p> | <p>June 9, 2007 vs. Trinidad & Tobago ^ @ Carson, Calif.: 2-0 Keller (c) Simek DeMerit Parkhurst Spector Feilhaber (Donovan) Clark Ralston Mapp Ching-1 (Bradley) E. Johnson-1 (Twelmlan)</p> | <p>June 7, 2007 vs. Guatemala ^ @ Carson, Calif.: 1-0 Howard Hejduk Beasley Bocanegra (c) Bornstein Feilhaber (DeMerit) Bradley Donovan Dempsey-1 (E. Johnson) Twelmlan (Ralston)</p> | <p>June 2, 2007 vs. China @ San Jose, Calif.: 4-1 Howard (Keller) Spector (Simek) Onyewu-1 Bocanegra (c) Bornstein Feilhaber-1 (Marsch) Bradley Kljestan (Hill) Dempsey-1 Beasley-1 (Nguyen) Razov (Davies)</p> | <p>March 28, 2007 vs. Guatemala @ Frisco, Texas: 0-0 Keller Simek Dempsey Conrad Spector (Barrett) Dempsey Feilhaber (Cooper) Bradley Mapp Donovan (c) E. Johnson (Mullan)</p> | <p>March 25, 2007 vs. Ecuador @ Tampa, Fla.: 3-1 Howard Cherundolo (Spector) Conrad Onyewu Bocanegra Dempsey (Mullan) Feilhaber Beasley (Mapp) Donovan-3 (c) (Carroll) E. Johnson (Bradley) Ching (Twelmlan)</p> |
| <p>Feb. 7, 2007 vs. Mexico @ Glendale, Ariz.: 2-0 Howard Albright (Gros) Conrad-1 Bocanegra Bornstein Clark Mastroeni (c) Convey Dempsey (Carroll) Donovan-1 Rofe (E. Johnson)</p> | <p>Jan. 20, 2007 vs. Denmark @ Carson, Calif.: 3-1 Reis Albright (Namoff) Conrad (c) Boswell (Califf) Bornstein-1 Clark Mastroeni (Beckerman) O'Brien Rofe (Pearce) Donovan-1 Jaqua (Mapp) E. Johnson (Cooper-1)</p> | <p>June 22, 2006 vs. Ghana ** @ Nuremberg, Ger.: 1-2 Reis Cherundolo (E. Johnson) Conrad Onyewu Bocanegra Reyna (c) (Olsen) Beasley Donovan Beasley Lewis (Convey) B. McBride</p> | <p>June 17, 2006 vs. Italy ** (OG) @ Kaiserslautern, Ger.: 1-1 Keller (c) Cherundolo Onyewu Pope Bocanegra Mastroeni Dempsey (Beasley) Donovan Reyna (c) Convey (Conrad) B. McBride</p> | <p>June 12, 2006 vs. Czech Republic ** @ Gelsenkirchen, Ger.: 0-3 Keller (c) (Howard) Cherundolo (E. Johnson) Onyewu Conrad Pope Lewis Mastroeni (O'Brien) Reyna (c) Beasley Convey Donovan B. McBride (Wolff)</p> | <p>May 28, 2006 vs. Latvia @ E. Hartford, Conn.: 1-0 Cherundolo Conrad Pope Lewis Mastroeni (Bradley) Beasley O'Brien (Convey) Donovan (c) B. McBride-1 E. Johnson (Ching)</p> |
| <p>May 26, 2006 vs. Venezuela @ Cleveland, Ohio: 2-0 Howard Albright Onyewu Conrad (c) Bocanegra Dempsey-1 Olsen (Bradley) Wolff (Donovan) Convey (Beasley) Ching-1 E. Johnson (Lewis)</p> | <p>May 23, 2006 vs. Morocco @ Nashville, Tenn.: 0-1 Keller Cherundolo Onyewu (Dempsey) Pope Gibbs Reyna (c) (Mastroeni) O'Brien (Convey) Donovan Wolff (E. Johnson) B. McBride (Ching) Beasley</p> | <p>April 11, 2006 vs. Jamaica @ Cary, N.C.: 1-1 Meola Albright Pope Hejduk Ralston (Dempsey) Olsen-1 Mastroeni Donovan (c) Noonan (O'Brien) Wolff (E. Johnson) Twelmlan (Ching)</p> | <p>March 22, 2006 vs. Germany @ Dortmund, Germany: 1-4 Keller (c) Cherundolo-1 Conrad Berhalter Gibbs (Pearce) Zavagnin Mastroeni (Olsen) Convey Wolff (Klein) E. Johnson Ching (Twelmlan)</p> | <p>March 1, 2006 vs. Poland @ Kaiserslautern, Ger.: 1-0 Keller (c) (Howard) Cherundolo Conrad Berhalter (Bocanegra) Lewis Zavagnin (Mastroeni) Olsen-1 (Klein) Beasley (Convey) Donovan E. Johnson (Wolff) Twelmlan</p> | <p>Feb. 19, 2006 vs. Guatemala @ Frisco, Texas: 4-0 Guzan (Wells) Hejduk (Boswell) Pope (c) Conrad Pearce Zavagnin (Carroll) Olsen-1 (Quaranta) Klein-1 Rofe (Martino) Wolff (E. Johnson-1) Ching-1</p> |
| <p>Feb. 10, 2006 vs. Japan @ San Francisco, Calif.: 3-2 Hartman Klein (Carroll) Pope-1 Conrad Dunivant (Pearce) Zavagnin Dempsey-1 (Olsen) Noonan (Rofe) Donovan (c) Wolff (E. Johnson) Twelmlan-1 (Ching)</p> | <p>Jan. 29, 2006 vs. Norway @ Carson, Calif.: 5-0 Hartman Hejduk Pope-1 (Ihemelu) Conrad Dunivant Zavagnin (Olsen) Dempsey (Quaranta) Noonan (Klein-1) Donovan (c) Wolff (Jaqua) Twelmlan-3 (Ching)</p> | <p>Jan. 22, 2006 vs. Canada @ San Diego, Calif.: 0-0 Reis Hejduk (Klein) Pope (c) Conrad Spector Olsen (Zavagnin) Dempsey Donovan Wolff (Rofe) Ching (E. Johnson, Adu) Twelmlan</p> | <p>Nov. 12, 2005 vs. Scotland @ Glasgow, Scotland: 1-1 Keller (c) Cherundolo Bocanegra (Conrad) Berhalter Spector Carroll Zavagnin (Olsen) Gaven (Quaranta) Beasley (Pearce) Wolff-1 (Rofe) Ching</p> | <p>Oct. 12, 2005 vs. Panama * @ Foxborough, Mass.: 2-0 Howard (c) Spector Marshall Albright Carroll Martino-1 (Clark) Wolff Quaranta Twelmlan-1 (Ching) Mapp (Ralston)</p> | <p>Oct. 8, 2005 vs. Costa Rica * @ San Jose, Costa Rica: 0-3 Howard Onyewu Pope Bocanegra (Martino) Albright (Quaranta) Mastroeni Lewis (c) Beasley Convey Twelmlan Ching</p> |

Sept. 3, 2005
vs. Guatemala *
@ Guat. City, Guatemala: 0-0
Hahnemann
Albright
Marshall
Conrad
Vanney
Quaranta (Donovan)
Mastroeni (c)
Dempsey (Ralston)
Convey
Twilman
Cunningham (E. Johnson)

Sept. 3, 2005
vs. Mexico *
@ Columbus, Ohio: 2-0
Keller
Hejduk
Marshall
Berhalter
Lewis
Ralston-1 (Quaranta)
Reyna (c)
Armas
Beasley-1
Donovan (Mastroeni)
B. McBride (Cunningham)

Aug. 17, 2005
vs. Trinidad & Tobago *
@ Hartford, Conn.: 1-0
Keller
Albright
Onyewu
Berhalter
Lewis
Ralston (Quaranta)
Reyna (c)
O'Brien (Armas)
Convey
Donovan
B. McBride-1 (Twilman)

July 24, 2005
vs. Panama *
@ Rutherford, N.J.: 0-0 (3 pl)
Keller (c)
Hejduk
Conrad
Onyewu
Vanney
Armas
O'Brien
Donovan
Dempsey (B. Davis)
Wolff (Quaranta)
Beasley (Olson)

July 21, 2005
vs. Honduras ^
@ Rutherford, N.J.: 2-1
Keller (c)
Onyewu-1
Pope (Hejduk)
Conrad
Armas
Mastroeni (Dempsey)
O'Brien-1
Donovan
Ralston
Wolff (Noonan)
Beasley

July 16, 2005
vs. Jamaica ^
@ Foxborough, Mass.: 3-1
Keller (c)
Cherundolo (Olson)
Conrad
Onyewu
Vanney
Mastroeni
Ralston (Quaranta)
Donovan
O'Brien
Beasley-2
Wolff-1 (Armas)

July 12, 2005
vs. Costa Rica ^
@ Foxborough, Mass.: 0-0
Keller (c)
Cherundolo
Samneh
Conrad
Hejduk
Armas
Olson
O'Brien (Beasley)
Ralston
Noonan (Donovan)
Dempsey (Wolff)

July 9, 2005
vs. Canada ^ (OG)
@ Seattle, Wash.: 2-0
Keller (c)
Cherundolo
Pope (Conrad)
Samneh
Vanney
Mastroeni
Ralston
Donovan-1
O'Brien (Beasley)
Noonan (Armas)

July 7, 2005
vs. Cuba ^
@ Seattle, Wash.: 4-1
Hahnemann
Hejduk
Conrad
Samneh
Armas (c)
Olson (Wolff)
Quaranta
B. Davis (O'Brien)
Dempsey-1
Casey (Donovan-2)
Beasley-1

June 8, 2005
vs. Panama *
@ Panama City, Panama: 3-0
Keller
Cherundolo
Pope (Berhalter)
Busch
Bocanegra-1
Hejduk
Ralston
Zavagnin
Noonan (Convey)
Donovan-1
Casey (Donovan-2)
Beasley (Dempsey)

June 4, 2005
vs. Costa Rica *
@ Salt Lake City, Utah: 3-0
Keller
Cherundolo
Pope
Bocanegra
Ralston
Zavagnin
Convey (Hejduk)
Donovan-2
Wolff (Noonan)
B. McBride-1 (c)
Beasley (Dempsey)

May 28, 2005
vs. England
@ Chicago, Ill.: 1-2
Keller (c)
Cherundolo
Pope (Bocanegra)
Gibbs
Vanney
Ralston (Convey)
Zavagnin
Dempsey-1 (Simms)
Donovan
Wolff
B. McBride (Casey)

March 30, 2005
vs. Guatemala *
@ Birmingham, Ala.: 2-0
Keller (c)
Cherundolo
Onyewu
Gibbs
Bocanegra
Mastroeni
Ralston-1
Lewis (Noonan)
Donovan (Dempsey)
E. Johnson-1
Ching (Wolff)

March 27, 2005
vs. Mexico *
@ Mexico City, Mexico: 1-2
Keller
Bocanegra (Noonan)
Berhalter
Onyewu
Cherundolo (B. McBride)
Mastroeni (Ralston)
Reyna (c)
Lewis-1
Beasley
Donovan
E. Johnson

March 19, 2005
vs. Honduras
@ Albuquerque, N.M.: 1-0
Cannon (Hartman)
Marshall
Borchers
Albright
Mastroeni (c) (Zavagnin)
Dempsey
Ralston
Mathis (Martino)
Noonan (Convey)
E. Johnson-1
Ching

March 9, 2005
vs. Colombia
@ Fullerton, Calif.: 3-0
Mullan
Marshall-1
Kotschau
Albright
Mastroeni (c) (Borchers)
Busch
Ralston (Gaven)
Mathis-1 (Twilman)
Noonan-1 (Martino)
E. Johnson (Ching)

Feb. 9, 2005
vs. Trinidad & Tobago *
@ Port of Spain, Trin.: 2-1
Keller
Cherundolo
Pope
Gibbs
Bocanegra
Mastroeni (Dempsey)
Beasley
Donovan (c)
Lewis-1 (Albright)
B. McBride
E. Johnson-1 (Berhalter)

Nov. 17, 2004
vs. Jamaica *
@ Columbus, Ohio: 1-1
Keller
Albright
Onyewu
Samneh
Gibbs
Mastroeni
Conrath (Dempsey)
Ralston (Spector)
Donovan (c)
B. McBride
E. Johnson-1 (Twilman)

Oct. 13, 2004
vs. Panama * (OG)
@ Washington, D.C.: 6-0
Keller
Hejduk
Pope (Onyewu)
Berhalter
Keller (c)
Bocanegra
Zavagnin (Mastroeni)
Beasley
Donovan-2 (c)
Lewis
B. McBride
Wolff (E. Johnson-3)

Oct. 9, 2004
vs. El Salvador *
@ San Salvador, El Salv.: 2-0
Keller
Pope
Berhalter
Gibbs
Hejduk
Zavagnin
Reyna (c)
Donovan (c)
Mathis (Lewis)
B. McBride-1 (E. Johnson-1)
Wolff (C. Jones)

Sept. 8, 2004
vs. Panama *
@ Panama City, Panama: 1-1
Keller
Hejduk
Pope
Bocanegra
Vanney
Reyna (c)
Donovan
Mathis (C. Jones-1)
Ching (Lewis)
Casey (B. McBride)

Sept. 4, 2004
vs. El Salvador *
@ Foxborough, Mass.: 2-0
Howard
Cherundolo (C. Jones)
Bocanegra
Gibbs
Vanney
Zavagnin (Mathis)
Reyna (c)
Donovan-1
Beasley
Ching-1
Casey (B. McBride)

Aug. 18, 2004
vs. Jamaica *
@ Kingston, Jamaica: 1-1
Keller
Hejduk
Pope
Bocanegra
Vanney
Reyna (c)
Armas (Lewis)
Stewart (Jones)
B. McBride (Ching-1)
Donovan

July 11, 2004
vs. Poland
@ Chicago, Ill.: 1-1
Howard
Cherundolo (Albright)
Pope
Bocanegra-1
Convey
Mastroeni (Mathis)
Zavagnin (Gaven)
Donovan
Beasley
B. McBride (c) (Ching)
Wolff (Mullan)

June 20, 2004
vs. Grenada *
@ St. George's, Grenada: 3-2
Keller
Hejduk
Gibbs
Mastroeni
Convey (Vanney)
Reyna (c) (Zavagnin)
Armas
Donovan-1
Beasley-1
B. McBride
Wolff-1 (Stewart)

June 13, 2004
vs. Grenada *
@ Columbus, Ohio: 3-0
Keller
Cherundolo
Pope
Bocanegra
Vanney-1
Reyna (c)
Armas (Lewis)
Donovan
Beasley-2
B. McBride (Stewart)
Casey (Kirovski)

June 2, 2004
vs. Honduras
@ Foxborough, Mass.: 4-0
Howard
Cherundolo
Sanneh-1
Bocanegra (Gibbs)
Vanney (Convey)
Reyna (c)
Armas (Mastroeni)
Donovan
Beasley (Lewis-1)
B. McBride-2
Casey (Stewart)

April 28, 2004
vs. Mexico
@ Dallas, Texas: 1-0
Walker
Hejduk
Pope-1 (c)
Mastroeni
Convey
Armas
Zavagnin
Donovan
Beasley
Wolff (Twilman)
Casey (Kirovski)

March 31, 2004
vs. Poland
@ Plock, Poland: 1-0
Friedel
Convey
Berhalter
Mastroeni (Bocanegra)
Cherundolo
Klein (Sanneh)
Reyna (c)
Armas (Razov)
Mathis (Zavagnin)
Wolff (Convey)
Casey

March 13, 2004
vs. Haiti
@ Miami, Fla.: 1-1
Walker (Hartman)
Sanneh (Albright)
Pope (c) (Califf-1)
Bocanegra
Gibbs
Ralston (Noonan)
Convey
Armas (Mastroeni)
Beasley
Donovan (Mulrooney)
Wolyniec (Kirovski)

Feb. 18, 2004
vs. Holland
@ Amsterdam, Holland: 0-1
Keller
Hejduk (Cherundolo)
Berhalter
Gibbs
Convey
Armas
Reyna (c) (Wolff)
Lewis (Beasley)
B. McBride (Mathis)
Donovan

Jan. 18, 2004
vs. Denmark
@ Carson, Calif.: 1-1
Walker
Albright (Hejduk)
Pope (c)
Garcia
Convey
Ralston (Klein)
Mulrooney (Zavagnin)
Armas (Wolyniec)
Beasley-1
Razov (Wolff)
Donovan-1

July 26, 2003
vs. Costa Rica ^
@ Miami, Fla.: 3-2
Keller (c)
Albright
Bocanegra-1
Califf
Hejduk
Mulrooney
Convey-1 (Mastroeni)
Ralston (Mathis)
Beasley (Lewis)
Stewart-1
Donovan

July 23, 2003
vs. Brazil #
@ Miami, Fla.: 1-2
Keller
Convey
Gibbs (c)
Bocanegra-1
Hejduk
Lewis
Mastroeni
Reyna (c) (Mulrooney)
Stewart (Beasley)
Donovan
B. McBride (Mathis)

July 19, 2003
vs. Cuba ^
@ Foxborough, Mass.: 5-0
Keller
Vanney
Gibbs
Califf
Hejduk
Lewis
Mastroeni (Mulrooney)
Reyna (c) (Stewart)
Ralston
Donovan-4
B. McBride (Mathis)

July 14, 2003
vs. Martinique ^
@ Foxborough, Mass.: 2-0
Keller
Vanney
Bocanegra
Gibbs
Hejduk
Lewis (Mastroeni)
Mulrooney
Reyna (c) (Stewart)
Ralston
Donovan
B. McBride-2 (Vanney)

July 12, 2003
vs. El Salvador ^
@ Foxborough, Mass.: 2-0
Keller
Vanney
Bocanegra
Califf
Hejduk
Lewis-1 (Convey)
Mastroeni
Reyna (c) (Mathis)
Stewart (Ralston)
B. McBride-1
Donovan

July 6, 2003
vs. Paraguay
@ Columbus, Ohio: 2-0
Keller (c)
Vanney
Gibbs (Garcia)
Bocanegra
Hejduk
Beasley
Convey (Reyna)
Stewart-1
Donovan-1 (B. McBride)
Mathis (Lewis)

June 23, 2003
vs. Cameroon #
@ Lyons, France: 0-0
Howard
Cherundolo
Califf
Bocanegra
Gibbs
Mulrooney (c)
Martino (Donovan)
Convey
Lewis (Beasley)
Kirovski (Stewart)
Mathis

June 21, 2003
vs. Brazil #
@ Lyons, France: 0-1
Howard
Cherundolo
Berhalter
Bocanegra
Gibbs (Convey)
Mastroeni (Twilman)
Stewart (c)
Klein (Lewis)
Donovan
Mathis

June 19, 2003
vs. Turkey #
@ St. Etienne, France: 1-2
Howard
Hejduk (c)
Berhalter (Twilman)
Califf
Vanney
Armas
Lewis (Stewart)
Beasley-1
Convey
Donovan
Kirovski (Mathis)

June 8, 2003
vs. New Zealand
@ St. Etienne, France: 2-1
Hahnemann (Cannon)
Vanney
Bocanegra (Gibbs)
Berhalter
Cherundolo
Armas
Lewis
Stewart (c) (Martino)
Klein-1 (Convey)
Twilman (Beasley)
Kirovski-1

ALL-TIME RESULTS AND LINEUPS

75

USMNT
MNT HISTORY
WORLD CUP HISTORY
PROGRAMS
COMPETITIONS
U.S. HISTORY & INFO

| | | | | | |
|--|---|--|---|---|--|
| <p>May 26, 2003 vs. Wales @ San Jose, Calif.: 2-0 Rimando Vannoy Agos (c) Brown Suarez (Petke) Mulrooney Convey (Ching) Lewis-1 Stewart (Lagos) Donovan-1 Kirovski (Eskandarian)</p> | <p>May 8, 2003 vs. Mexico @ Houston: 0-0 Howard Bocanegra Pope Califf Armas Mastroeni (Convey) Beasley Hejduk (Klein) Mathis (Stewart) Donovan B. McBride (c) (Jones)</p> | <p>March 29, 2003 vs. Venezuela @ Seattle, Wash.: 2-0 Keller (c) Cherundolo (Hejduk) Bocanegra Pope (Garcia) Convey Mastroeni Klein (Stewart) O'Brien Beasley Kirovski-1 (Donovan-1) B. McBride (Buddle)</p> | <p>Feb. 12, 2003 vs. Jamaica @ Kingston, Jamaica: 2-1 Howard Cherundolo Garcia Califf Bocanegra-1 Mastroeni Klein-1 (Ralston) Convey Beasley (Mulrooney) Donovan (Cunningham) Mathis (c)</p> | <p>Feb. 8, 2003 vs. Argentina @ Miami, Fla.: 0-1 Howard Victorine (Garcia) Bocanegra (Ralston) Califf Convey Mastroeni Klein (Cunningham) Olsen (Twellman) Beasley Donovan Mathis (c)</p> | <p>Jan. 18, 2003 vs. Canada @ Ft. Lauderdale, Fla.: 4-0 Howard (Rimando) Victorine (Garcia) Bocanegra-1 Califf Convey (Vagenas) Mastroeni (Mulrooney) Klein-1 (Ralston-1) Donovan Beasley Mathis-1 (c) (Twellman) Cunningham (Olsen)</p> |
| <p>Nov. 17, 2002 vs. El Salvador @ Washington, D.C.: 2-0 Howard (Rimando) Barrett Bocanegra Califf Victorine-1 Mastroeni (Cullen) Olsen-1 (Martino) Klein Donovan Mathis (c) Twellman (Cunningham)</p> | <p>June 21, 2002 vs. Germany ** @ Ulsan, S. Korea: 0-1 Friedel Berhalter Pope Sanneh Mastroeni (Stewart) Lewis Reyna (c) Hejduk (Jones) O'Brien Donovan B. McBride (Mathis)</p> | <p>June 17, 2002 vs. Mexico ** @ Jeonju, S. Korea: 2-0 Friedel Berhalter Pope Sanneh Mastroeni (Llamosa) Lewis Reyna (c) O'Brien Donovan-1 B. McBride-1 (Jones) Wolff (Stewart)</p> | <p>June 14, 2002 vs. Poland ** @ Daejeon, S. Korea: 1-3 Friedel Hejduk Agos (Beasley) Pope Sanneh Reyna (c) Stewart (Jones) O'Brien Donovan-1 Mathis B. McBride (Moore)</p> | <p>June 10, 2002 vs. Korea Republic ** @ Daegu, S. Korea: 1-1 Friedel Hejduk Agos Pope Sanneh Reyna (c) Beasley (Lewis) O'Brien Donovan Mathis-1 (Wolff) B. McBride</p> | <p>June 5, 2002 vs. Portugal ** (OG) @ Suwon, S. Korea: 3-2 Friedel Hejduk Agos Pope (Llamosa) Sanneh Mastroeni Beasley O'Brien-1 Stewart (c) (Jones) Donovan (Moore) B. McBride-1</p> |
| <p>May 19, 2002 vs. Holland @ Foxborough, Mass.: 0-2 Friedel (Keller) Regis (Moore) Agos (Berhalter) Pope Sanneh Stewart (Jones) Reyna (c) O'Brien Beasley (Lewis) Mathis (Donovan) B. McBride (Wolff)</p> | <p>May 16, 2002 vs. Jamaica @ East Rutherford, N.J.: 5-0 Keller (Meola) Vannoy (Sanneh) Berhalter (Llamosa) Mastroeni Hejduk Reyna (c) (Agos) Donovan-1 O'Brien (Lewis) Stewart (Mathis-1, Beasley-1) Moore Wolff-2</p> | <p>May 12, 2002 vs. Uruguay @ Washington, D.C.: 2-1 Friedel (c) Regis Agos Pope Sanneh-1 (Hejduk) Armas (Mastroeni) Jones Stewart (Donovan) Beasley-1 Mathis B. McBride (Moore)</p> | <p>April 17, 2002 vs. Ireland @ Dublin: 1-2 Friedel (Keller) Agos Pope-1 Berhalter (Vannoy) Sanneh Armas Stewart (Donovan) Reyna (c) (Hejduk) O'Brien (Lewis) B. McBride (Moore) Mathis (Wolff)</p> | <p>April 3, 2002 vs. Mexico @ Denver, Colo.: 1-0 Meola Hejduk Mastroeni Pope Vannoy (Llamosa) Mulrooney Jones (c) (Maisonneuve) Mathis-1 Donovan (West) Beasley Razov (Wolff)</p> | <p>March 27, 2002 vs. Germany @ Rostock, Germany: 2-4 Keller Cherundolo (Sanneh) Pope Agos (Berhalter) Regis Armas Stewart (c) Donovan Lewis (Jones) Mathis-2 Kirovski (Moore)</p> |
| <p>March 10, 2002 vs. Ecuador @ Birmingham, Ala.: 1-0 Howard Mulrooney Llamosa Berhalter Agos Armas (c) Jones (West) Donovan Lewis-1 B. McBride Mathis</p> | <p>March 2, 2002 vs. Honduras @ Seattle, Wash.: 4-0 Keller (c) Mulrooney Mastroeni Pope Agos (Lewis) Armas (R. Williams) Maisonneuve (West) Donovan-2 Beasley (Convey) Mathis-2 (Cunningham) B. McBride</p> | <p>Feb. 13, 2002 vs. Italy @ Catania, Italy: 0-1 Friedel Sanneh (Hejduk) Berhalter Agos Regis Armas O'Brien Reyna (c) (Lewis) Stewart Donovan (Wolff) Moore (Kirovski)</p> | <p>Feb. 2, 2002 vs. Costa Rica ^ @ Pasadena, Calif.: 2-0 Keller Hejduk Mastroeni Agos-1 Bocanegra Armas Jones (c) (West) Donovan Lewis B. McBride (Mathis) Wolff-1 (R. Williams)</p> | <p>Jan. 30, 2002 vs. Canada ^ @ Pasadena, Calif.: 0-0 (4-2 pk) Keller Hejduk Mastroeni Agos (c) Bocanegra Armas Jones (West) Donovan Lewis (Beasley) B. McBride Wolff (Mathis)</p> | <p>Jan. 27, 2002 vs. El Salvador ^ @ Pasadena, Calif.: 4-0 Keller (c) Hejduk Mastroeni Agos Bocanegra (Beasley) Donovan Armas Jones Donovan (Maisonneuve) Lewis B. McBride-3 (Mathis) Razov-1</p> |
| <p>Jan. 21, 2002 vs. Cuba ^ @ Pasadena, Calif.: 1-0 Keller (c) Hejduk Mastroeni Agos Bocanegra Armas Jones Donovan (R. Williams) Beasley B. McBride-1 Wolff (Cunningham)</p> | <p>Jan. 19, 2002 vs. Korea Republic ^ @ Pasadena, Calif.: 2-1 Keller Hejduk Califf Agos (c) Bocanegra Armas Lagos (Cunningham) Donovan-1 Lewis (Beasley-1) B. McBride Razov (Jones)</p> | <p>Dec. 9, 2001 vs. Korea Republic @ Seogwipo, Korea: 0-1 Thornton Mastroeni (Mulrooney) Llamosa Agos (c) Gutierrez (Bocanegra) Armas Jones (West) Lagos Wolff (Cunningham) B. McBride (Razov)</p> | <p>Nov. 11, 2001 vs. Trinidad & Tobago * @ Port of Spain, Trin.: 0-0 Thornton Cherundolo Pope Agos Vannoy O'Brien D. Beasley (Jones) Stewart (c) Stewart Donovan (Wolff) Moore (Marsch)</p> | <p>Oct. 7, 2001 vs. Jamaica * @ Foxborough, Mass.: 2-1 Friedel Sanneh Pope Agos Regis Reyna (c) Armas O'Brien Stewart Moore-2 (Jones) Donovan</p> | <p>Sept. 5, 2001 vs. Costa Rica * @ San Jose, Costa Rica: 0-2 Friedel Agos Pope Llamosa Vannoy (Moore) Armas R. Williams (Donovan) Stewart (c) Sanneh Kirovski (Radosavljevic) Jones</p> |
| <p>Sept. 1, 2001 vs. Honduras * @ Washington, D.C.: 2-3 Friedel Regis (Henderson) Agos Pope Cherundolo (Radosavljevic) Armas Sanneh Stewart-2 (c) Jones Kirovski (Moore) Donovan</p> | <p>July 1, 2001 vs. Mexico * @ Mexico City: 0-1 Keller Cherundolo Llamosa Agos Regis Armas Sanneh Stewart (c) Moore (Jones) Razov (Klein) Kirovski (B. McBride)</p> | <p>June 20, 2001 vs. Trinidad & Tobago * @ Foxborough, Mass.: 2-0 Keller Cherundolo Pope Agos Regis Armas Sanneh Stewart-1 Donovan Reyna (c) Razov-1 (Moore, O'Brien) Kirovski</p> | <p>June 16, 2001 vs. Jamaica * @ Kingston, Jamaica: 0-0 Keller Regis Agos Llamosa Cherundolo Armas Reyna (c) Stewart Sanneh (Razov) Moore (Kirovski) B. McBride (O'Brien)</p> | <p>June 7, 2001 vs. Ecuador @ Columbus, Ohio: 0-0 Friedel Petke Fraser Berhalter (Mastroeni) Cherundolo (Thorrington) O'Brien Sanneh (Enochs, R. Williams) Lewis Reyna (c) Moore Kirovski</p> | <p>April 25, 2001 vs. Costa Rica * @ Kansas City, Mo.: 1-0 Keller Regis Agos Llamosa Cherundolo Armas Stewart Reyna (c) (Berhalter) Mathis (Lewis) Wolff-1 (Razov)</p> |
| <p>March 28, 2001 vs. Honduras * @ San Pedro Sula, Hon.: 2-1 Friedel Regis Agos Llamosa Cherundolo Armas Stewart-1 (c) Armas Mathis-1 (Berhalter) Sanneh Razov (Jones) Wolff (Albright)</p> | <p>March 3, 2001 vs. Brazil @ Pasadena, Calif.: 1-2 Meola (c) Vannoy Llamosa Hejduk (Sanneh) R. Williams (Jones) Armas Mathis-1 Convey (Klein) Wolff Donovan</p> | <p>Feb. 28, 2001 vs. Mexico * @ Columbus, Ohio: 2-0 Friedel Regis Agos Sanneh Jones Reyna (c) Mathis Stewart-1 B. McBride (Wolff-1) Moore (Llamosa)</p> | <p>Feb. 3, 2001 vs. Colombia @ Miami: 0-1 Meola Agos Vannoy (R. Williams) Pope Llamosa (c) Beasley (Klein) Armas Mathis (Wolff) Jones Albright Donovan</p> | <p>Jan. 27, 2001 vs. China PR (OG) @ Oakland, Calif.: 2-1 Meola (c) Agos Berhalter (Vannoy) Pope Llamosa Beasley Armas Mathis (Zavagnin) Olsen (Klein) B. McBride-1 (Albright) Donovan</p> | <p>Nov. 15, 2000 vs. Barbados * @ Waterford, Barbados: 4-0 Meola (c) Agos Berhalter Llamosa Armas Klein Lewis (Jones-1) Armas Ramos Stewart-1 Moore (Razov-1) Mathis-1 (R. Williams)</p> |

| | | | | | |
|--|---|--|--|--|--|
| Oct. 25, 2000 vs. Mexico @ Los Angeles: 2-0 Meola Agoos (c) Llamosa Vanney Zavagnin R. Williams (Vagenas) Klein Henderson (Donovan-1, Conway) Mathis Wolff-1 (Victorine) Albright (Franchino) | Oct. 11, 2000 vs. Costa Rica * @ Columbus, Ohio: 0-0 Keller Agoos (c) Berhalter Llamosa Armas Deering Jones (Albright) Kirovski (Wolff) Sanneh (Olsen) Razov Moore | Sept. 3, 2000 vs. Guatemala * @ Washington, D.C.: 1-0 Keller Sanneh (Jones) Pope Berhalter Regis Stewart (Lewis) O'Brien Reyna (c) (Llamosa) Kirovski Moore B. McBride-1 | Aug. 16, 2000 vs. Barbados * @ Foxborough, Mass: 7-0 Friedel Sanneh Pope-1 (Lewis) Regis Stewart-1 Armas (O'Brien-1) Reyna (c) (Ramos-1) Jones Moore-2 B. McBride-1 | July 23, 2000 vs. Costa Rica * @ San Jose, Costa Rica: 1-2 Keller Sanneh Vanney Berhalter Regis Jones (Hejduk) Armas Reyna (c) Lewis (Deering) Razov (Kreis) Stewart-1 | July 16, 2000 vs. Guatemala * @ Marazatenango, Guat.: 1-1 Keller Sanneh Pope (Vanney) Fraser Regis Stewart (Hejduk) Armas Reyna (c) Lewis Razov-1 Jones (Ramos) |
| June 11, 2000 vs. Mexico @ E. Rutherford, N.J.: 3-0 Keller Sanneh Llamosa (Berhalter) Agoos Regis Stewart (Hejduk-1) Armas Reyna (c) O'Brien (Olsen) B. McBride-1 (Razov-1) Jones (Kirovski) | June 6, 2000 vs. Ireland @ Foxborough, Mass.: 1-1 Friedel (c) Hejduk Brown Berhalter Vanney Ralston (Stewart) O'Brien (Reyna) Kirovski Olsen (Sanneh) Kreis (Jones) Razov-1 (B. McBride) | June 3, 2000 vs. South Africa @ Washington, D.C.: 4-0 Keller Sanneh Llamosa Brown Berhalter Regis Stewart-1 (Ralston) Armas Reyna-1 (c) Lewis (Olsen) Jones-2 (Kreis) B. McBride (Razov) | April 26, 2000 vs. Russia @ Moscow, Russia: 0-2 Keller Hejduk (West) Fraser Berhalter Regis Jones Armas (Deering) Reyna (c) Sanneh Lewis (Kreis) B. McBride | March 12, 2000 vs. Tunisia @ Birmingham, Ala.: 1-1 Meola Llamosa Fraser Regis Jones (c) (Olsen-1) Armas O'Brien Deering Lewis (Albright) B. McBride Kreis | Feb. 19, 2000 vs. Colombia * @ Miami: 2-2 (1-2 pk) Friedel Agoos Pope Fraser Jones (Olsen) Armas-1 Reyna (c) Kirovski (R. Williams) Lewis Wynalda B. McBride-1 (Brown) |
| Feb. 16, 2000 vs. Peru * @ Miami: 1-0 Friedel Vanney Llamosa Pope Jones-1 (Olsen) Armas Reyna (c) Kirovski Lewis Wynalda (Brown) B. McBride (Razov) | Feb. 12, 2000 vs. Haiti * @ Miami: 3-0 Friedel Agoos Fraser Brown Olsen Armas Reyna (c) Kirovski-1 Lewis Wynalda-1 (R. Williams) Jones-1 | Jan. 29, 2000 vs. Chile @ Coquimbo, Chile: 2-1 Meola Hejduk Pope Vanney R. Williams (Harkes) Armas (c) Lewis-1 Olsen (Jones-1) Kirovski (Deering) Wynalda (Lassiter) Razov | Jan. 16, 2000 vs. Iran @ Pasadena: 1-1 Friedel Hejduk Llamosa Agoos Balboa Sanneh (Olsen) Armas-1 Reyna (c) Kirovski Jones B. McBride | Nov. 17, 1999 vs. Morocco @ Marrakech, Morocco: 1-2 Keller (c) (Friedel) Vanney Berhalter Brown Hejduk Deering Armas Reyna Kirovski Moore (Ralston) Wynalda-1 (Kreis) | Sept. 8, 1999 vs. Jamaica @ Kingston, Jamaica: 2-2 Thomton (Hartman) Vanney Pope (C. McCarty) Cullen Cherundolo Lewis R. Williams (c) Olsen H. Gutierrez (Albright-1) Kreis-1 (Wolff, Walsh) B. McBride (Razov) |
| Aug. 3, 1999 vs. Saudi Arabia # @ Guadalajara, Mex.: 2-0 Friedel (c) Berhalter (Fraser) Balboa Brown Hejduk McKeon Lewis Olsen Kirovski (R. Williams) Bravo-1 (C. Jones) B. McBride-1 | Aug. 1, 1999 vs. Mexico # @ Mexico City, Mex.: 0-1 ot Keller (c) Agoos Berhalter Fraser Hejduk R. Williams Stewart C. Jones Kirovski B. McBride (Lewis) | July 30, 1999 vs. Germany # @ Guadalajara, Mex.: 2-0 Friedel (c) Agoos Balboa Brown Hejduk McKeon R. Williams Lewis Olsen-1 (Stewart) Moore-1 (Kirovski) Bravo (B. McBride) | July 28, 1999 vs. Brazil # @ Guadalajara, Mex.: 0-1 Keller (c) Agoos Llamosa (Lewis) Fraser Hejduk Berhalter Lewis (Moore) Stewart C. Jones Kirovski B. McBride | July 24, 1999 vs. New Zealand # @ Guadalajara, Mex.: 2-1 Keller (c) Agoos Llamosa Fraser R. Williams Harkes Lewis (Hejduk) Stewart (Olsen) Kirovski-1 C. Jones (Moore) B. McBride-1 | June 13, 1999 vs. Argentina @ Washington, D.C.: 1-0 Keller Fraser (Berhalter) Agoos Brown Lewis (Moore-1) Armas Reyna (c) Sanneh Kirovski C. Jones (Lassiter) Stewart |
| March 13, 1999 vs. Mexico @ San Diego, Calif.: 1-2 Meola (c) (Thornton) Agoos Regis Fraser Pope (Olsen) Lewis (Mathis) Armas Kirovski Hejduk-1 C. Jones B. McBride | March 11, 1999 vs. Guatemala @ Los Angeles, Calif.: 3-1 Thornton Llamosa Agoos (c) Brown Lewis R. Williams Moore-1 Olsen (Hejduk-1) Kirovski Razov (Armas) B. McBride-1 | Feb. 21, 1999 vs. Chile @ Ft. Lauderdale, Fla.: 2-1 Thornton (Presthus) Dooley (c) Brown Llamosa Lewis-1 Armas R. Williams (Cullen) Olsen-1 Deering (Mathis) Lassiter (Razov) B. McBride | Feb. 6, 1999 vs. Germany @ Jacksonville, Fla.: 3-0 Meola (c) Fraser Agoos Brown Lewis (Hejduk) Armas Reyna-1 Sanneh-1 Kirovski-1 (Moore) C. Jones (Lassiter) B. McBride | Jan. 25, 1999 vs. Bolivia @ Santa Cruz, Bolivia: 0-0 Meola Fraser Agoos Pope (Brown) Lewis (Baba) Armas Reyna (c) C. Jones Kirovski Moore (Lassiter) B. McBride | Nov. 6, 1998 vs. Australia @ San Jose: 0-0 Thornton Agoos Llamosa Pope R. Williams (Armas) Lewis (Olsen) Moore Mathis (Chung) C. Jones (c) Lassiter (Brown) B. McBride |
| June 25, 1998 vs. Yugoslavia ** @ Nantes: 0-1 Friedel Burns Dooley (c) (Balboa) Regis Maisonneuve C. Jones Reyna Moore (Radosavljevic) Stewart Hejduk (Wynalda) B. McBride | June 21, 1998 vs. Iran ** @ Lyon: 1-2 Keller Dooley (c) (Maisonneuve) Regis Pope Moore Hejduk Reyna Ramos (Stewart) C. Jones Wegerle (Radosavljevic) B. McBride-1 | June 15, 1998 vs. Germany ** @ Paris: 0-2 Keller Dooley (c) Regis Pope Deering (Ramos) Maisonneuve Burns (Hejduk) Reyna Stewart C. Jones Wynalda (Wegerle) | May 30, 1998 vs. Scotland @ Washington, D.C.: 0-0 Keller Pope Dooley (c) Burns Regis Ramos (Radosavljevic) Moore (Agoos) Deering Stewart (Lalas) C. Jones Wegerle (Wynalda) | May 24, 1998 vs. Kuwait @ Portland.: 2-0 Keller Pope Dooley (c) Burns Regis Maisonneuve (Ramos-1) Deering Reyna (Moore) Stewart-1 (Radosavljevic) Agoos Wegerle (Wynalda) | May 16, 1998 vs. FYR of Macedonia @ San Jose: 0-0 Keller Pope Dooley (c) Burns C. Jones Maisonneuve Deering Moore Ramos (Radosavljevic) B. McBride (Wegerle) |
| April 22, 1998 vs. Austria @ Vienna: 3-0 Keller Burns Dooley (c) Pope C. Jones Reyna-1 (Wegerle) Deering Maisonneuve (Radosavljevic) Hejduk-1 (O'Brien) Stewart (Agoos) Wagner (B. McBride-1) | March 14, 1998 vs. Paraguay @ San Diego: 2-2 Keller Sommer Burns Lalas Balboa-1 (c) Vanney Hejduk Sorber (Moore) Deering-1 C. Jones Wagner (Maisonneuve) Wynalda (Radosavljevic) | Feb. 25, 1998 vs. Belgium @ Brussels: 0-2 Keller Burns Lalas Balboa Agoos Stewart Harkes (c) Reyna C. Jones (Henderson) Lassiter (Radosavljevic) Wynalda (B. McBride) | Feb. 21, 1998 vs. Netherlands @ Miami: 0-2 Keller Burns Lalas Agoos Harkes (c) Kirovski (Wynalda) Reyna Moore Stewart Wegerle (C. Jones) Radosavljevic (Lassiter) | Feb. 15, 1998 vs. Mexico * @ Los Angeles: 0-1 Keller Burns Lalas (B. McBride) Pope Agoos Hejduk (Reyna) Harkes (c) Moore C. Jones Wynalda Wegerle (Radosavljevic) | Feb. 10, 1998 vs. Brazil * @ Los Angeles: 1-0 Keller Burns Lalas Pope Agoos Hejduk Harkes (c) Moore C. Jones Wynalda (B. McBride) Wegerle (Radosavljevic-1) |

ALL-TIME RESULTS AND LINEUPS

USMNT
MNT HISTORY
WORLD CUP HISTORY
PROGRAMS
COMPETITIONS
U.S. HISTORY & INFO

Feb. 7, 1998
vs. Costa Rica ^
@ Oakland: 2-1
Friedel
Agoos
Balboa (Radosavljevic-1)
Lalas
Pope-1 (Burns)
Hejduk
Harkes (c)
C. Jones
Moore
Wynalda
Wegerle (B. McBride)

Feb. 1, 1998
vs. Cuba ^
@ Oakland: 3-0
Friedel
Burns
Berhalter (Dooley)
Pope
Agoos
Hejduk
Harkes (c)
C. Jones (Henderson)
Wynalda-1
Wegerle-1 (Radosavljevic)

Jan. 24, 1998
vs. Sweden
@ Orlando: 1-0
Friedel
Burns
Berhalter
Pope
Agoos
Stewart
Harkes (c)
Reyna
C. Jones (Wynalda)
Moore (Lassiter)
Wegerle-1 (Radosavljevic)

Nov. 16, 1997
vs. El Salvador ^
@ Foxborough, Mass.: 4-2
Friedel (Sommer)
Vernes
Caligiuri
Agoos
Vasquez (Sorber)
Dooley
Harkes (c)
C. Jones
Henderson-1 (Maisonneuve)
Radosavljevic-1
B. McBride-2

Nov. 9, 1997
vs. Canada ^
@ Vancouver: 3-0
Friedel
Pope
Balboa
Lalas
Burns
Wynalda (C. Jones)
Dooley (c)
Reyna-1
Radosavljevic (Stewart)
J. M. Moore
Wegerle-2

Nov. 2, 1997
vs. Mexico ^
@ Mexico City: 0-0
Friedel
Pope
Balboa
Lalas
Agoos (Henderson)
Dooley
Harkes (c)
Wynalda (Burns)
J. M. Moore
Wegerle (Vasquez)

Oct. 3, 1997
vs. Jamaica ^
@ Washington, D.C.: 1-1
Keller
Pope (Burns)
Dooley
Balboa
C. Jones (Radosavljevic)
Agoos
Sorber (Agoos)
Reyna
Ramos
Harkes (c)
Stewart
Wynalda-1

Sept. 27, 1997
vs. Costa Rica ^
@ Portland, Ore.: 1-0
Keller (c)
Pope
Balboa
Dooley
Agoos
Stewart
Reyna (Burns)
Sorber
Ramos-1
Wegerle (Radosavljevic)
Lassiter (C. Jones)

Aug. 7, 1997
vs. Ecuador
@ Baltimore: 0-1
Friedel
Vannev
Fraser
Dooley (c)
Santel
Maisonneuve (Ralston)
Vasquez
Chung (Henderson)
Ramos
Radosavljevic
Lassiter (Hejduk)

June 29, 1997
vs. El Salvador ^
@ San Salvador: 1-1
Friedel (Sommer)
Pope
Balboa
Lalas-1
Agoos
C. Jones
Harkes (c)
Sorber
Stewart (M. Mason)
Wagner (Lassiter-1)
Kirovski (Reyna)

June 17, 1997
vs. Israel
@ Jacksonville, Fla.: 2-1
Friedel (Sommer)
Burns
Pope
Lalas-1
Agoos (Chronopoulos)
C. Jones (M. Mason)
Sorber
Harkes (c)
Deering (Kirovski-1)
Wagner (Lassiter)
Wynalda

June 4, 1997
vs. Paraguay
@ St. Louis: 0-0
Friedel
Burns
Balboa
Lalas
Agoos
M. Mason (Washington)
Sorber
Brose (Maisonneuve)
Harkes (c)
Kirovski
Wynalda

April 20, 1997
vs. Mexico ^ (OG)
@ Foxborough, Mass.: 2-2
Keller
Dooley
Balboa
Lalas (M. Mason)
Agoos
Harkes (c)
Sorber
Dooley (Wagner)
Stewart
Reyna
Wynalda

March 23, 1997
vs. Costa Rica ^
@ San Jose, CR: 2-3
Keller
Dooley
Pope (Burns)
Lalas
Agoos
Sanneh
Reyna (Vernes)
Harkes (c)
C. Jones
Wagner (Lassiter-1)
Wynalda-1

March 16, 1997
vs. Canada ^
@ Palo Alto, Calif.: 3-0
Keller
Balboa
Lalas
Pope-1
Agoos
Dooley
Reyna (Sorber)
Harkes (c) (M.deMason)
Stewart-1
Wagner
Wynalda-1

March 2, 1997
vs. Jamaica ^
@ Kingston: 0-0
Keller
Dooley
Burns
Lalas
Agoos
Reyna (Sorber)
Harkes (c)
Stewart
B. McBride (Lassiter)
Wynalda

Feb. 1, 1997
vs. China
@ Guangzhou, China: 1-1
Dodd
Burns
Lalas-1
Balboa
Corrales
C. Jones
Vasquez (Kreis)
Wynalda (c)
Sanneh
B. McBride
Lassiter

Jan. 29, 1997
vs. China
@ Kunming, China: 1-2
Dodd
Burns
Calichman (Lalas)
Balboa
Pittman (Corrales)
Ralston (Sanneh)
Kreis (Lassiter)
Vasquez
Joseph (C. Jones)
B. McBride
Wynalda-1 (c)

Jan. 22, 1997
vs. Denmark
@ Pasadena, Calif.: 1-4
Friedel (Dodd)
Lalas
Calichman
Agoos (c)
Ralston (Kreis)
Burns
Reyna
J. M. Moore-1
C. Jones
Lassiter (B. McBride)
Kirovski (Radosavljevic)

Jan. 19, 1997
vs. Mexico
@ Pasadena, Calif.: 0-2
Friedel
Lalas
Agoos (c)
Burns
Vasquez (Radosavljevic)
Kreis (Hejduk)
Reyna
J. M. Moore
C. Jones
B. McBride (Lassiter)
Kirovski (Calichman)

Jan. 17, 1997
vs. Peru
@ San Diego, Calif.: 0-1
Friedel
Lalas
Agoos (c)
Burns
Ralston (Kirovski)
Reyna
Radosavljevic (C. Jones)
J. M. Moore
Hejduk (Kreis)
B. McBride
Lassiter

Dec. 21, 1996
vs. Guatemala ^
@ San Salvador: 2-2
Friedel
Agoos (c)
Pope (Vannev)
Vasquez
Burns
Reyna (J. M. Moore)
Kirovski
Kreis
Hejduk-1 (Joseph)
Radosavljevic-1
B. McBride (J. M. Moore)

Dec. 14, 1996
vs. Costa Rica ^
@ Palo Alto, Calif.: 2-1
Friedel
Agoos
Pope
Lalas
Burns
Reyna (J. M. Moore)
Stewart
Harkes (c)
C. Jones (Kirovski)
Lassiter-1
B. McBride-1

Dec. 1, 1996
vs. Costa Rica ^
@ San Jose: 1-2
Friedel
Caligiuri
Pope
Lalas
Harkes (c)
Reyna
Stewart
C. Jones-1
Radosavljevic (Burns)
J. M. Moore (B. McBride)
Wynalda

Nov. 24, 1996
vs. Trinidad & Tobago ^
@ Port of Spain: 1-0
Keller
Dooley (Caligiuri)
Pope
Lalas
Harkes (c)
Reyna
Agoos
Ramos (Burns)
Stewart
J. M. Moore-1
Wynalda (C. Jones)

Nov. 10, 1996
vs. Trinidad & Tobago ^
@ Richmond, Va.: 2-0
Keller
Dooley-1
Pope
Lalas
Harkes (c)
Reyna
Ramos
Stewart
Moore (Radosavljevic)
Wynalda-1 (C. Jones)

Nov. 3, 1996
vs. Guatemala ^
@ Washington, D.C.: 2-0
Keller
Dooley (Burns)
Agoos
Lalas
Harkes (c)
Reyna (B. McBride-1)
Ramos
C. Jones (Radosavljevic)
Stewart
J. M. Moore
Wynalda-1

Oct. 16, 1996
vs. Peru
@ Lima: 1-4
Dodd (c)
Martin
Lozzano
Ianni
Ibsen
Lewis
Flores (Leonetti)
Brose-1
Benedetti (Corrales)
Harbor (Cozier)
Eck (Holocher)

Aug. 30, 1996
vs. El Salvador
@ Los Angeles: 3-1
Friedel
Agoos
Lalas
Caligiuri
Harkes (c) (Sorber)
J. M. Moore-2
Ramos
Kreis (Lassiter)
C. Jones (Joseph)
Wagner (B. McBride)
Wynalda-1 (Hejduk)

June 16, 1996
vs. Mexico
@ Pasadena, Calif.: 2-2
Friedel
Balboa
Lalas
Burns (Sorber)
Caligiuri
C. Jones
Harkes (c)
Dooley-1
Ramos
Reyna
Wynalda-1 (B. McBride)

June 12, 1996
vs. Bolivia
@ Washington, D.C.: 0-2
Friedel
Balboa
Lalas
Burns
Agoos (Lassiter)
C. Jones
Harkes (c)
Reyna
Ramos
Kirovski (Dooley)
Wynalda

June 9, 1996
vs. Ireland
@ Foxborough, Mass.: 2-1
Friedel
Dooley
Balboa
Lalas
Burns
Agoos
C. Jones
Harkes (c)
Reyna-1 (Kirovski)
Ramos-1 (Lassiter)
Wynalda (Caligiuri)

May 26, 1996
vs. Scotland
@ New Britain, Conn.: 2-1
Sommer
Balboa
Lalas
Burns
Agoos
C. Jones-1
Harkes (c)
Reyna (B. McBride)
Dooley (Kirovski)
Ramos
Wynalda-1

Jan. 21, 1996
vs. Guatemala ^
@ Los Angeles: 3-0
Keller
Balboa (c)
Agoos-1
Lalas
Reyna
Burns
C. Jones
Harkes (Caligiuri)
Ramos (Lassiter)
J. M. Moore
Wynalda-1 (Kirovski-1)

Jan. 18, 1996
vs. Brazil ^
@ Los Angeles: 0-1
Keller
Balboa (c)
Agoos (Lassiter)
Lalas
Dooley (Reyna)
Burns
C. Jones
Harkes
Ramos
J. M. Moore
Wynalda

Jan. 16, 1996
vs. El Salvador ^
@ Anaheim, Calif.: 2-0
Keller
Balboa-1 (c)
Agoos
Lalas
Dooley (Caligiuri)
Burns
C. Jones
Harkes (Reyna)
Ramos
J. M. Moore
Wynalda-1 (Kirovski)

Jan. 13, 1996
vs. Trinidad & Tobago ^
@ Anaheim, Calif.: 3-2
Keller
Balboa (c)
Caligiuri
Lalas
Agoos
Sorber (Burns)
Reyna
Jones
Ramos
Moore-1 (Lassiter)
Wynalda-2

Oct. 8, 1995
vs. Saudi Arabia
@ Washington, D.C.: 4-3
Friedel (Sommer)
Agoos
Burns
Caligiuri (c)
Lalas-1
Trittschuh
J. M. Moore-1
Reyna (Klopas)
Reyna
Sorber
Wegerle (Lassiter-1)

Aug. 16, 1995
vs. Sweden
@ Norrkoping, Sweden: 0-1
Friedel (c)
Caligiuri
Lapper
Burns
Lalas
Pittman
Reyna
Reyna
J. M. Moore
Klopas (Lassiter)
Wegerle (Kirovski)

July 22, 1995
vs. Colombia
@ Maldonado, Uruguay: 1-4
Keller
Caligiuri (c)
Lalas
Burns (C. Jones)
Sorber (Ramos)
Reyna
Stewart
J. M. Moore-1
Kirovski (Kerr)
Klopas

July 20, 1995
vs. Brazil @
@ Maldonado, Uruguay: 0-1
Friedel
Burns
Lalas
Caligiuri
Dooley
Harkes (c)
C. Jones (Klopas)
Ramos
Stewart
Wynalda (Sorber)
J. M. Moore

July 17, 1995
vs. Mexico (4-1pk) @
@ Paysandu, Uruguay: 0-0
Friedel
Burns
Lalas
Caligiuri
Dooley
Harkes (c)
C. Jones (Ramos)
Stewart (Klopas)
Reyna (Sorber)
Wynalda
J. M. Moore

| | | | | | |
|--|--|--|---|---|--|
| <p>July 14, 1995 vs. Argentina @ @ Paysandu, Uruguay: 3-0 Keller Balboa (c) (Burns) Lalas-1 Caligiuri Dooley Harkes C. Jones Stewart Klopas-1 (Ramos) Wynalda-1 J. M. Moore</p> | <p>July 11, 1995 vs. Bolivia @ @ Paysandu, Uruguay: 0-1 Friedel Balboa (c) Lalas Caligiuri Burns (Ramos) Dooley Harkes Sorber (C. Jones) Stewart Klopas (Reyna) Wynalda</p> | <p>July 8, 1995 vs. Chile @ @ Paysandu, Uruguay: 2-1 Keller Balboa (c) Lalas Caligiuri Burns Dooley Harkes Sorber (C. Jones) Stewart Reyna (J. M. Moore) Wynalda-2 (Ramos)</p> | <p>June 25, 1995 vs. Colombia @ Piscataway, N.J.: 0-0 Friedel Balboa Lalas Dooley (Henderson) Caligiuri (Bliss) Burns Harkes (c) Sorber Reyna (Kirovski) Klopas (C. Jones) Wynalda</p> | <p>June 18, 1995 vs. Mexico @ Washington, D.C.: 4-0 Keller Balboa (c) Lalas Dooley-1 Caligiuri Burns Harkes-1 Sorber Reyna-1 (Ramos) Wegerle-1 (C. Jones) Wynalda (Kerr)</p> | <p>June 11, 1995 vs. Nigeria @ Foxborough, Mass.: 3-2 Friedel Balboa-1 (c) Dooley Bliss (Lalari) Caligiuri Burns Harkes-1 Sorber Stewart (Kirovski) Klopas Wegerle (C. Jones-1)</p> |
| <p>May 28, 1995 vs. Costa Rica @ Tampa: 1-2 Friedel Dooley Lapper (Bliss) Agoos (Kirovski) Caligiuri-1 (c) C. Jones Burns Reyna Henderson Kerr (Duesada) Wegerle</p> | <p>April 22, 1995 vs. Belgium @ Brussels: 0-1 Friedel Lapper Caligiuri (c) Agoos Ibsen C. Jones Kerr (Lozzano) Burns (Bravo) Klopas (Kirovski, Salcedo) Wynalda (Berhalter) Stewart</p> | <p>March 25, 1995 vs. Uruguay @ Dallas: 2-2 Sommer Agoos Caligiuri Lalas (c) Lozzano (Ibsen) Burns Deering (Razov) C. Jones Kerr-1 Wynalda (Vargas) Stewart-1</p> | <p>Dec. 11, 1994 vs. Honduras @ Fullerton, Calif.: 1-1 Hahnemann Balboa (c) Doyle Agoos Caligiuri (Ibsen) Burns (Bravo) Sorber Michallik (Lozzano) Henderson Dunn (Vargas) Kirovski-1</p> | <p>Nov. 22, 1994 vs. Jamaica @ Kingston: 3-0 Hahnemann (Thornton) Balboa (c) (J. Salcedo) Doyle Agoos Caligiuri (Ibsen) Burns Sorber Michallik Lozzano Klopas-2 (Vargas) Kirovski-1 (Dunn)</p> | <p>Nov. 19, 1994 vs. Trinidad and Tobago @ Port of Spain: 0-1 Hahnemann Balboa (c) Doyle Agoos Lozzano (Vargas) Caligiuri (Ibsen) Burns (J. Salcedo) Sorber Michallik Klopas Kirovski (Dunn)</p> |
| <p>Oct. 19, 1994 vs. Saudi Arabia @ Dhahran: 1-2 Friedel (Sommer) Balboa (c) Doyle (Berhalter) Agoos Lozzano (Ligeon) Sorber Reyna C. Jones Michallik (Deering) Klopas-1 (Kirovski) Kerr</p> | <p>Sept. 7, 1994 vs. England @ London: 0-2 Friedel (Sommer) Agoos (Lapper) Balboa Lalas Caligiuri Dooley (c) C. Jones Sorber Reyna (J. M. Moore) Perez (Wynalda) Stewart (Klopas)</p> | <p>July 4, 1994 vs. Brazil ** @ Palo Alto, Calif.: 0-1 Meola (c) Dooley Balboa Caligiuri Clavijo Lalas Perez (Wegerle) Ramos (Wynalda) Sorber C. Jones Stewart</p> | <p>June 26, 1994 vs. Romania ** @ Pasadena, Calif.: 0-1 Meola (c) Dooley Balboa Caligiuri Clavijo Lalas Harkes Ramos (C. Jones) Sorber (Wegerle) Stewart Wynalda</p> | <p>June 22, 1994 vs. Colombia ** (OG) @ Pasadena, Calif.: 2-1 Meola (c) Clavijo Balboa Caligiuri Lalas Ramos Harkes Dooley Sorber Wynalda (Wegerle) Stewart-1 (C. Jones)</p> | <p>June 18, 1994 vs. Switzerland ** @ Pontiac, Mich.: 1-1 Meola (c) Balboa (c) Caligiuri Kooiman Lalas Harkes Dooley Ramos Sorber Wynalda-1 (Wegerle) Stewart (C. Jones)</p> |
| <p>June 4, 1994 vs. Mexico @ Pasadena, Calif.: 1-0 Meola (c) Dooley Lalas Caligiuri Kooiman Burns Sorber Reyna (C. Jones) Ramos Perez (Wegerle-1, J.M. Moore) Klopas (Wynalda)</p> | <p>May 28, 1994 vs. Breco @ New Haven, Conn.: 1-1 Friedel Balboa Lalas Caligiuri Sorber Dooley (c) Reyna (Wegerle) Ramos Perez (Wynalda) Klopas-1 (Stewart)</p> | <p>May 25, 1994 vs. Saudi Arabia @ Piscataway, N.J.: 0-0 Meola (c) Balboa Lalas Bliss (Sorber) Caligiuri Burns Dooley Reyna (Wegerle) C. Jones (Ramos) Perez (Wynalda) Klopas (Stewart)</p> | <p>May 15, 1994 vs. Armenia @ Fullerton, Calif.: 1-0 Meola (c) Balboa Lalas Caligiuri Burns Dooley (Sorber) Reyna C. Jones (J. M. Moore) Kinneer (Henderson) Perez Klopas-1</p> | <p>May 7, 1994 vs. Estonia @ Fullerton, Calif.: 4-0 Friedel Balboa-1 (c) Lalas (Lapper) Armstrong Agoos Burns Reyna-1 Henderson (Kinneer) C. Jones (Michallik) Perez Klopas-1 (J.M. Moore-1)</p> | <p>April 30, 1994 vs. Chile @ Albuquerque, N.M.: 0-2 Meola (c) Balboa (Reyna) Lalas Clavijo Caligiuri Burns Dooley Michallik (Sorber) C. Jones Perez (Kinneer) Klopas (Henderson)</p> |
| <p>April 24, 1994 vs. Iceland @ San Diego: 1-2 Friedel Balboa (Kinneer) Lalas Agoos (Caligiuri) Clavijo Dooley (c) Quinn Reyna C. Jones Perez Klopas-1</p> | <p>April 20, 1994 vs. Moldova @ Jacksonville, N.C.: 3-0 Meola (c) Balboa (Dooley) Lapper-1 Armstrong Michallik (Henderson) Agoos Quinn Burns (Sorber) C. Jones Reyna-1 (Kinneer) Klopas-1 (Vermes)</p> | <p>April 16, 1994 vs. Moldova @ Jacksonville, Fla.: 1-1 Friedel Balboa Lalas Caligiuri Clavijo Dooley (c) (Burns) Sorber-1 Henderson (Michallik) C. Jones Perez Kinneer (Reyna)</p> | <p>March 26, 1994 vs. Bolivia @ Dallas: 2-2 Meola (c) Balboa Lalas Armstrong Agoos (Caligiuri) Burns Dooley Henderson C. Jones Perez-2 (Michallik) Vermes (Reyna)</p> | <p>March 12, 1994 vs. Korea Republic @ Fullerton, Calif.: 1-1 Friedel Balboa-1 Lalas Armstrong (Agoos) Caligiuri (Clavijo) Burns Dooley (c) Henderson C. Jones Perez (Quinn) Klopas (Reyna)</p> | <p>Feb. 20, 1994 vs. Sweden @ Miami: 1-3 Friedel Balboa (Caligiuri) Armstrong Lapper (Quinn) Lalas Burns Dooley (c) Michallik (Reyna) C. Jones Perez-1 J. M. Moore (Klopas)</p> |
| <p>Feb. 18, 1994 vs. Bolivia @ Miami: 1-1 Meola (c) Balboa Armstrong (Caligiuri) Lapper Lalas Quinn (Burns) Dooley Henderson (Reyna) C. Jones-1 Perez J. M. Moore (Klopas)</p> | <p>Feb. 13, 1994 vs. Romania @ Hong Kong: 1-2 Meola (c) Balboa-1 Lapper Armstrong Dooley (Quinn) Burns Henderson C. Jones Perez J. M. Moore (Michallik)</p> | <p>Feb. 10, 1994 vs. Denmark @ Hong Kong: 0-0 (2-4 pk) Friedel Armstrong Lapper Lalas Agoos Burns Dooley (c) (Quinn) Henderson C. Jones (Reyna) Kinneer J. M. Moore (Perez)</p> | <p>Jan. 29, 1994 vs. Russia @ Seattle: 1-1 Meola (c) Armstrong Lapper Lalas-1 Agoos Burns Dooley (Quinn) Henderson C. Jones (Chung) Kinneer J. M. Moore (Reyna)</p> | <p>Jan. 22, 1994 vs. Switzerland (OG) @ Fullerton, Calif.: 1-1 Friedel Armstrong (Balboa) Lalas Caligiuri Sorber (Burns) Dooley (c) Michallik (Brose) C. Jones Perez (Reyna) J. M. Moore (Vermes)</p> | <p>Jan. 15, 1994 vs. Norway @ Tempe, Ariz.: 2-1 Meola (c) Armstrong (Balboa-1) Lapper Agoos (Burns) Lalas Sorber (Clavijo) Dooley Henderson (Brose) C. Jones-1 Kinneer (Reyna) J. M. Moore</p> |
| <p>Dec. 18, 1993 vs. Germany @ Palo Alto, Calif.: 0-3 Friedel Armstrong Lapper Lalas Agoos (Bliss) Sorber Dooley (c) J. M. Moore (Kinneer) C. Jones Perez (Deering) Stewart</p> | <p>Dec. 5, 1993 vs. El Salvador @ Los Angeles: 7-0 Meola Dooley (Balboa) Lapper (Caligiuri) Agoos (Santel) Lalas Sorber Kinneer-2 (Chung) C. Jones Henderson (Michallik) Perez-1 (c) J. M. Moore-4</p> | <p>Nov. 14, 1993 vs. Cayman Islands @ Mission Viejo, Calif.: 8-1 Friedel Armstrong Agoos-1 (T. Martin) Lalas Sorber (K. Smith) Kinneer-2 (Santel-1) Henderson (Michallik) C. Jones Perez (c) (Chung-2) J. M. Moore-2</p> | <p>Nov. 7, 1993 vs. Jamaica @ Fullerton, Calif.: 1-0 Meola (c) Armstrong Lapper Agoos (Michallik) Lalas-1 Dooley Sorber (Chung) J. M. Moore Henderson (Santel) Perez (Kinneer) Washington (Quinn)</p> | <p>Oct. 23, 1993 vs. Ukraine @ Bethlehem, Pa.: 0-1 Friedel Armstrong Lapper Agoos Lalas Dooley (c) Santel (Washington) Sorber J. M. Moore Perez (Chung) C. Jones</p> | <p>Oct. 16, 1993 vs. Ukraine @ High Point, N.C.: 1-2 Meola (c) Armstrong Lapper Caligiuri Clavijo Dooley Quinn Michallik Kinneer (Washington) Perez-1 (Chung) Vermes</p> |

ALL-TIME RESULTS AND LINEUPS

79

USMNT
MNT HISTORY
WORLD CUP HISTORY
PROGRAMS
COMPETITIONS
U.S. HISTORY & INFO

| | | | | | |
|--|--|--|---|--|---|
| <p>Oct. 13, 1993 vs. Mexico @ Washington, D.C.: 1-1 Friedel Armstrong Kooiman Lalas Agos Dooley (c) Sorber C. Jones-1 J. M. Moore (Chung) Perez (Deering) Stewart</p> | <p>Sept. 8, 1993 vs. Norway @ Oslo: 0-1 Friedel Armstrong Lapper Agos Lalas Dooley (c) Sorber C. Jones Wynalda (J. M. Moore) Perez (Chung) Wegerle</p> | <p>Aug. 31, 1993 vs. Iceland @ Reykjavik: 1-0 Friedel Armstrong Lapper Lalas Agos Dooley (c) Sorber Henderson (J. M. Moore) C. Jones Perez (Chung) Stewart-1</p> | <p>July 25, 1993 vs. Mexico ^ @ Mexico City: 0-4 Meola (c) Armstrong Doyle Kooiman Lalas Dooley Harkes Henderson C. Jones (Kinneer) Wegerle (J. M. Moore) Wynalda</p> | <p>July 21, 1993 vs. Costa Rica ^ @ Dallas: 1-0 (c) Meola (c) Armstrong Kooiman-1 Clavijo (C. Jones) Lalas-1 Dooley Henderson Harkes Ramos Wegerle Wynalda</p> | <p>July 17, 1993 vs. Honduras ^ @ Dallas: 1-0 Meola (c) Armstrong Kooiman Clavijo Lalas-1 Dooley (Kinneer) Harkes Henderson Ramos Wegerle Wynalda (J. M. Moore)</p> |
| <p>July 14, 1993 vs. Panama ^ @ Dallas: 2-1 Meola (c) Armstrong Kooiman Clavijo Lalas Dooley-1 Henderson C. Jones Ramos Wynalda-1 Vermes (Wegerle, Kinneer)</p> | <p>July 10, 1993 vs. Jamaica ^ @ Dallas: 1-0 Meola (c) Armstrong Kooiman Clavijo Harkes (Lalas) Dooley Henderson C. Jones Ramos Wegerle Wynalda-1 (Kinneer)</p> | <p>June 22, 1993 vs. Venezuela @ @ Quito, Ecuador: 3-3 Friedel Kooiman Doyle-1 Clavijo Caligiuri Lalas Henderson-1 C. Jones (B. Murray) Ramos (c) Kinneer-1 (Harbor) Vermes</p> | <p>June 19, 1993 vs. Ecuador @ @ Quito, Ecuador: 0-2 Friedel Kooiman Lapper Doyle Clavijo Agos Lalas C. Jones Henderson (Kinneer) Ramos (c) B. Murray (Harbor)</p> | <p>June 16, 1993 vs. Uruguay @ @ Ambato, Ecuador: 0-1 Friedel Armstrong (Agos) Lapper Kooiman Clavijo Caligiuri Lalas C. Jones B. Woodring (B. Murray) Ramos (c) Harbor</p> | <p>June 13, 1993 vs. Germany @ Chicago: 3-4 Meola (c) Armstrong Doyle Lapper Clavijo Agos (Lalas) Dooley-2 Harkes Ramos (C. Jones) Wegerle Wynalda (Stewart-1)</p> |
| <p>June 9, 1993 vs. England @ Foxborough, Mass.: 2-0 Meola (c) Armstrong Doyle Lapper Clavijo Agos Dooley-1 (Lalas-1) Harkes Ramos (C. Jones) Wegerle Wynalda (Stewart)</p> | <p>June 6, 1993 vs. Brazil @ New Haven, Conn.: 0-2 Meola (c) Armstrong Doyle Lapper Clavijo Agos Harkes Henderson (B. Woodring) B. Murray (C. Jones) Wegerle Harbor (Stewart)</p> | <p>May 26, 1993 vs. Peru @ Mission Viejo, Calif.: 0-0 Meola (c) Armstrong Kooiman Clavijo Caligiuri (Agos) Quinn (Lalas) Henderson B. Murray (C. Jones) J. M. Moore (Chung) Kinneer Wegerle</p> | <p>May 23, 1993 vs. Bolivia @ Fullerton, Calif.: 0-0 Friedel Armstrong Lapper Clavijo Caligiuri Quinn (Lalas) Henderson B. Murray (C. Jones) J. M. Moore Kinneer (Chung) Vermes (c)</p> | <p>May 8, 1993 vs. Colombia @ Miami: 1-2 Meola (c) Armstrong (Michallik) Doyle Lapper Agos Clavijo Lalas-1 Henderson B. Murray (C. Jones) Kinneer (J. M. Moore) Vermes (Harbor)</p> | <p>April 17, 1993 vs. Iceland @ Costa Mesa, Calif.: 1-1 Meola (c) Balboa (Armstrong) Doyle Clavijo (J. M. Moore) Caligiuri Quinn Henderson (Allnutt, Vermes-1) Chung C. Jones Kinneer Harbor</p> |
| <p>April 9, 1993 vs. Saudi Arabia @ Riyadh: 2-0 Friedel Balboa (c) Lalas Lapper Agos (Caligiuri) Clavijo Quinn (Michallik-1) Henderson (J. M. Moore-1) B. Murray (Jones, Kinneer) Perez Harbor (Vermes)</p> | <p>March 25, 1993 vs. Honduras @ Tegucigalpa: 1-4 Friedel Lalas Agos (Eichmann) Allnutt-1 Sorber Henderson (c) (Gjonbalaj) Chung (B. McBride) J. M. Moore C. Jones (Prampin) Ervine</p> | <p>March 23, 1993 vs. El Salvador @ San Salvador: 2-2 Stanisic Imter (Allnutt-1) Balboa Lapper Agos Lalas Sorber (Eichmann) Henderson (c) Chung J. M. Moore C. Jones-1 (Prampin) Gjonbalaj (Ervine)</p> | <p>March 14, 1993 vs. Japan @ Tokyo: 1-3 Meola (c) Balboa Lapper Clavijo Caligiuri Dooley Quinn (Armstrong) Henderson B. Murray (C. Jones) Perez-1 Harbor</p> | <p>March 10, 1993 vs. Hungary @ Nagoya, Japan: 0-0 Friedel Balboa (c) Lapper Clavijo Caligiuri Dooley Quinn Henderson B. Murray (C. Jones) Perez (J. M. Moore) Harbor</p> | <p>March 3, 1993 vs. Canada @ Costa Mesa, Calif.: 2-2 Meola (c) (Friedel) Balboa (Armstrong) Clavijo Lapper Caligiuri Quinn (Sorber) Henderson B. Murray-1 (Vermes) J. M. Moore Kinneer-1 (Chung) Harbor</p> |
| <p>Feb. 21, 1993 vs. Russia @ Palo Alto, Calif.: 0-0 Friedel Balboa (c) Doyle Clavijo Lapper Armstrong (Caligiuri) Quinn (Sorber) Kinneer Henderson (C. Jones) Vermes (J. M. Moore) Harbor</p> | <p>Feb. 13, 1993 vs. Russia @ Orlando: 0-1 Friedel Balboa Lapper Caligiuri (Agos) Clavijo Armstrong (Sorber) B. Woodring (Michallik) Kinneer (C. Jones) Vermes Klopas Henderson (J. M. Moore)</p> | <p>Feb. 6, 1993 vs. Romania @ Santa Barbara, Calif: 1-1 Meola (c) Balboa (c) Lapper Clavijo (Agos) Caligiuri Michallik (Armstrong) Henderson (C. Jones) Sorber Kinneer-1 Wynalda Vermes (J. M. Moore)</p> | <p>Jan. 30, 1993 vs. Denmark @ Tempe, Ariz.: 2-2 Meola (c) Balboa Lapper Caligiuri (Armstrong) Clavijo (Lalas) Michallik Henderson (C. Jones) B. Murray-1 J. M. Moore-1 Kinneer (Sorber) Vermes (Harbor)</p> | <p>Oct. 19, 1992 vs. Ivory Coast # @ Riyadh, Saudi Arabia: 5-2 Meola (c) Clavijo Balboa-1 Lapper Caligiuri Michallik Henderson (C. Jones-1) B. Murray-2 Perez Wynalda-1 Vermes</p> | <p>Oct. 15, 1992 vs. Saudi Arabia # @ Riyadh, Saudi Arabia: 0-3 Meola (c) Clavijo Balboa Lapper Harkes Quinn Henderson (Harbor) B. Murray (Clavijo) Ramos Perez Wegerle</p> |
| <p>Oct. 9, 1992 vs. Canada @ Greensboro, N.C.: 0-0 Meola (c) Clavijo Balboa Lapper Caligiuri (J. DeBrito) Henderson (Allnutt) Quinn (Michallik) B. Murray (C. Jones) Perez Vermes (Kinneer) Harbor</p> | <p>Sept. 3, 1992 vs. Canada @ St. John's: 2-0 Friedel Clavijo (Kmosko) Lapper J. DeBrito (Gosselin) Burns Sorber-1 Chung J. M. Moore C. Jones (Allnutt) Vermes-1 (c) (Leonetti)</p> | <p>Aug. 2, 1992 vs. Brazil @ Los Angeles: 0-1 Meola (c) Balboa Dooley Doyle Armstrong Clavijo Quinn (Michallik) Sorber B. Murray (Chung) Perez Sullivan (Acosta)</p> | <p>July 31, 1992 vs. Colombia @ Los Angeles: 0-1 Meola (c) Balboa Dooley Armstrong Clavijo Quinn Kinneer (Sorber) B. Murray Michallik (Acosta) Perez Vermes (Sullivan)</p> | <p>June 27, 1992 vs. Ukraine @ Piscataway, N.J.: 0-0 Meola (c) Balboa Doyle Armstrong Clavijo Quinn Michallik (Sorber) B. Murray Kinneer (Masters) Wynalda (Chung) Vermes</p> | <p>June 13, 1992 vs. Australia @ Orlando: 0-1 Meola (c) (Dodd) Clavijo Balboa Armstrong Savage Quinn Michallik Chung (Ibsen) B. Murray (Sorber) Perez Stewart</p> |
| <p>June 6, 1992 vs. Italy @ Chicago: 1-1 Meola (c) Balboa Dooley Doyle Caligiuri Quinn Ramos (Michallik) B. Murray (Clavijo) Harkes-1 Perez (Stewart) Wegerle</p> | <p>June 3, 1992 vs. Portugal @ Chicago: 1-0 Meola (c) Balboa Dooley Doyle Caligiuri (Clavijo) Quinn Ramos B. Murray (Henderson) Harkes (Michallik) Perez (Stewart) Wegerle-1</p> | <p>May 30, 1992 vs. Ireland @ Washington, D.C.: 3-1 Meola (c) Balboa-1 Doyle Dooley Caligiuri Quinn Harkes-1 Ramos-1 (Michallik) B. Murray (Wegerle) Perez (Stewart, Henderson) Vermes (Clavijo)</p> | <p>May 17, 1992 vs. Scotland @ Denver, Colo.: 0-1 Keller Balboa Armstrong Doyle Clavijo Michallik (Ibsen) Quinn Henderson Perez Kinneer (c) Wynalda</p> | <p>April 29, 1992 vs. Ireland @ Dublin: 1-4 Savage (Ibsen) Balboa Doyle Clavijo Armstrong Quinn (c) Perez (Kinneer) Harkes Vermes (Eck) Wynalda-1</p> | <p>April 4, 1992 vs. China @ Palo Alto, Calif.: 5-0 Meola (c) Balboa Doyle Armstrong Savage Michallik (Acosta) Quinn Kinneer-1 Sorber (Ibsen) Perez-2 (Chung) Wynalda-2 (Strouse)</p> |

| | | | | | |
|---|--|---|---|--|---|
| March 18, 1992 vs. Morocco @ Casablanca: 1-3 Dodd (Feuer) Michalik Doyle Balboa Savage Quinn (c) Acosta (J. DeBrito) Sorber Kinneer Perez-1 Stewart (Ibsen) | March 11, 1992 vs. Spain @ Valladolid: 0-2 Meola (c) Balboa Doyle Michalik Caligiuri (Ibsen) Savage Sorber Quinn Ramos Perez (Acosta) Vermes (Stewart) | Feb. 26, 1992 vs. Spain @ Fortaleza: 0-3 Meola (c) Balboa Clavijo (Ibsen) Savage Michalik B. Murray Quinn Ramos Henderson (Acosta) Perez (Kinneer) Vermes (Stewart) | Feb. 19, 1992 vs. El Salvador @ San Jose: 0-2 Dodd Ibsen Kmosko Balboa J. DeBrito Benedict (Chung) Quinn Perez (c) Sorber Acosta (Jaguande) Strouse | Feb. 12, 1992 vs. Costa Rica @ San Jose: 0-0 Dodd Ibsen Kmosko Balboa J. DeBrito Benedict (Jaguande) Perez (Chung) Quinn (c) Sorber Strouse Acosta (Huseinovic) | Feb. 2, 1992 vs. C.I.S. @ Pontiac, Mich.: 2-1 Meola (c) Balboa-1 Michalik (Savage) Armstrong Doyle Quinn Kinneer Henderson B. Murray Acosta (Sorber) Wynalda-1 (Benedict) |
| Jan. 25, 1992 vs. C.I.S. @ Miami: 0-1 Meola (c) Balboa Clavijo Armstrong (Savage) Doyle Michalik (Sorber) Quinn Kinneer Henderson Acosta Wynalda (Lassiter) | Nov. 24, 1991 vs. Costa Rica @ Dallas: 1-1 Meola (c) Balboa Armstrong (Michalik) Doyle Clavijo Quinn B. Murray Henderson Wynalda Acosta (Agoos) | Oct. 19, 1991 vs. Korea DPR @ Washington, D.C.: 1-2 Meola (c) Michalik (Savage) Armstrong Doyle Clavijo B. Murray-1 Kinneer (Eck) Quinn Henderson (P. Gyu) Perez Wynalda | Sept. 14, 1991 vs. Jamaica @ High Point, N.C.: 1-0 Dodd Banks Clavijo Fraser Caligiuri Slivinski (Vargas) Quinn Henderson (Benedict) Perez Acosta (Cruz) Gjonbalaj-1 (Jonas) | Sept. 4, 1991 vs. Turkey @ Istanbul: 1-1 Meola (c) Balboa Armstrong Doyle Clavijo (Savage) Quinn B. Murray Perez (Kinneer) Henderson Klopas-1 | Aug. 28, 1991 vs. Romania @ Brasov: 2-0 Meola (c) Balboa-1 Clavijo Armstrong Caligiuri Henderson (Snyder) Quinn Michalik B. Murray-1 Perez Wynalda (Kinneer) |
| July 7, 1991 vs. Honduras ^ @ Los Angeles: 0-0 (4-3 pk) Meola Caligiuri Balboa Doyle Clavijo Quinn Henderson B. Murray (Kinneer) Perez Vermes (c) Wynalda (Eck) | July 5, 1991 vs. Mexico ^ @ Los Angeles: 2-0 Meola Caligiuri Balboa Doyle-1 Clavijo (Armstrong) Quinn Henderson B. Murray Vermes-1 Wynalda (Eck) | July 3, 1991 vs. Costa Rica (OG) ^ @ Los Angeles: 3-2 Meola (c) Armstrong Clavijo Doyle Quinn Henderson B. Murray Perez-1 Vermes-1 Wynalda (Eck) | July 1, 1991 vs. Guatemala ^ @ Pasadena, Calif.: 3-0 Meola (c) Caligiuri (Savage) Armstrong (Trittschuh) Balboa Clavijo B. Murray-1 Quinn-1 Henderson Perez Vermes Wynalda-1 (Eck) | June 29, 1991 vs. Trinidad & Tobago ^ @ Pasadena, Calif.: 2-1 Meola (c) Caligiuri Armstrong Balboa-1 Michalik (Clavijo) B. Murray-1 Quinn Henderson Wynalda Vermes (Kinneer) Perez | June 1, 1991 vs. Ireland @ Foxborough, Mass.: 1-1 Meola (c) Agoos Balboa Trittschuh Savage Michalik Henderson Quinn (Snyder) B. Murray Vermes (Perez) Wynalda-1 |
| May 19, 1991 vs. Argentina @ Palo Alto, Calif.: 0-1 Meola Agoos Armstrong (Fraser) Clavijo Savage Balboa Henderson (Snyder) Michalik B. Murray (Kinneer) Vermes (c) Wynalda (Perez) | May 5, 1991 vs. Uruguay @ Denver, Colo.: 1-0 Meola Agoos Armstrong Clavijo Savage Balboa Henderson Michalik (Snyder) B. Murray Vermes-1 (c) Wynalda (Kinneer) | March 16, 1991 vs. Canada @ Los Angeles: 2-0 Meola Krumpe Lalas Trittschuh Dayak Balboa Henderson (Agoos) B. Murray-1 Vermes (c) Wynalda Washington-1 | March 12, 1991 vs. Mexico @ Los Angeles: 2-2 Meola Clavijo Lalas Krumpe Dayak (Trittschuh) Dayak Henderson Balboa Vermes (c) B. Murray-1 Wynalda Washington-1 (Kinneer) | Feb. 21, 1991 vs. Bermuda @ Hamilton: 0-1 Meola Agoos Balboa (J. DeBrito) Banks (Santel) Dayak Krumpe Dufrene Kinneer B. Murray Wynalda Vermes (c) | Feb. 1, 1991 vs. Switzerland @ Miami: 0-1 Meola Armstrong Balboa Banks (Dufrene) Clavijo (Baicher) Dayak Agoos (Santel) Henderson Kinneer Vermes (c) Wynalda (B. Murray) |
| Dec. 19, 1990 vs. Portugal @ Porto: 0-1 Meola Armstrong Dayak Balboa Banks Fraser (Henderson) Caligiuri Ramos Kinneer Vermes (c) Stewart | Nov. 21, 1990 vs. Soviet Union @ Port of Spain: 0-0 Dodd Armstrong Balboa Windischmann Banks (Dayak) Clavijo (Bliss) Fraser Kinneer (Eichmann) Krumpe Eck (B. Murray) Vermes (c) | Nov. 18, 1990 vs. Trinidad & Tobago @ Port of Spain: 0-0 Dodd Armstrong (Eichmann) Balboa Dayak (Windischmann) Banks Fraser Krumpe Kinneer Bliss (Eck) B. Murray (Wynalda) Vermes (c) | Oct. 10, 1990 vs. Poland @ Warsaw: 3-2 Meola Trittschuh Balboa Armstrong Banks (Windischmann) Ramos Fraser (Dayak) Eichmann Krumpe Vermes-2 (c) (Wynalda) B. Murray-1 | Sept. 15, 1990 vs. Trinidad & Tobago @ Port Point, N.C.: 3-0 Dodd Banks Armstrong Windischmann (c) Pittman (Dayak) Krumpe Fraser Donigan (Bliss) Eichmann-1 B. Murray-1 (P. Gyu) Vermes-1 | July 28, 1990 vs. East Germany @ Milwaukee, Wis.: 1-2 Meola Armstrong (Stollmeyer) Balboa Windischmann (c) Trittschuh Bliss Harkes Eichmann (Eck-1) Krumpe Wynalda (P. Gyu) B. Murray |
| June 19, 1990 vs. Austria ** @ Florence, Italy: 1-2 Meola Doyle Banks (Wynalda) Windischmann (c) Armstrong Balboa Harkes Ramos Caligiuri (Bliss) Vermes B. Murray-1 | June 14, 1990 vs. Italy ** @ Rome: 0-1 Meola Doyle Banks (Stollmeyer) Windischmann (c) Armstrong Balboa Harkes Ramos Caligiuri Vermes B. Murray (Sullivan) | June 10, 1990 vs. Czechoslovakia ** @ Florence, Italy: 1-5 Meola Trittschuh Armstrong Windischmann (c) Stollmeyer (Balboa) Caligiuri-1 Harkes Ramos Wyalda B. Murray (Sullivan) Vermes | June 2, 1990 vs. Switzerland @ St. Gallen: 1-2 Meola Trittschuh (Doyle) Armstrong Windischmann (c) Stollmeyer Caligiuri Harkes Ramos (Henderson) Wyalda (Balboa) B. Murray-1 Vermes | May 30, 1990 vs. Liechtenstein @ Eschen-Mauren, Liecht.: 4-1 Keller (Meola) Krumpe Doyle Windischmann (c) Banks Balboa-1 Covone Bliss (Stollmeyer) Henderson-1 Sullivan (Wynalda-1) Vermes-1 (B. Murray) | May 9, 1990 vs. Poland @ Hershey, Pa.: 3-1 Keller Armstrong Trittschuh Windischmann (c) Stollmeyer (Balboa) Caligiuri Harkes Ramos Wyalda (Banks) B. Murray-1 (Sullivan-1) Vermes-1 |
| May 5, 1990 vs. Malta @ Piscataway, N.J.: 1-0 Meola Armstrong Trittschuh Windischmann (c) Stollmeyer (Balboa) Caligiuri (Banks) Henderson (Sullivan) Harkes Ramos B. Murray (Bliss) Wynalda-1 | April 22, 1990 vs. Colombia @ Miami: 0-1 Meola Armstrong Trittschuh Windischmann (c) Banks (Henderson) Stollmeyer (Balboa) Caligiuri (Bliss) Harkes Ramos Wyalda (Eichmann) Eck | April 8, 1990 vs. Iceland @ St. Louis: 4-1 Keala Trittschuh-1 Armstrong Windischmann (c) Stollmeyer Caligiuri (Covone) Henderson (Krumpe) Harkes Ramos Wyalda-2 (Eichmann) B. Murray-1 | March 28, 1990 vs. East Germany @ Bam: 2-3 Keala Banks (Krumpe) Trittschuh Windischmann (c) Doyle (Armstrong) Stollmeyer Caligiuri Harkes (Wynalda) Ramos Sullivan (B. Murray-1) Vermes-1 | March 20, 1990 vs. Hungary @ Budapest: 0-2 Meola Banks Doyle Windischmann (c) Caligiuri Stollmeyer (Krumpe) Ramos B. Murray (Bliss) Vermes Wynalda (Sullivan) | March 10, 1990 vs. Finland @ Tampa, Fla.: 2-1 Keller Banks Doyle Windischmann (c) Armstrong Caligiuri-1 Stollmeyer (Krumpe) Ramos Harkes B. Murray-1 (Covone) Wynalda |

ALL-TIME RESULTS AND LINEUPS

81

USMNT
MNT HISTORY
WORLD CUP HISTORY
PROGRAMS
COMPETITIONS
U.S. HISTORY & INFO

Feb. 24, 1990
vs. Soviet Union
@ Palo Alto, Calif.: 1-3
Meola
Armstrong (Trittschuh)
Doyle
Windischmann (c)
Banks (Caligiuri)
Stollmeyer
Ramos
Harkes-1
B. Murray (Krumpe)
Wynalda (Eichmann)
Vermes

Feb. 13, 1990
vs. Bermuda
@ Hamilton: 1-0
Meola (Keller)
Krumpe (Banks)
Balboa
Windischmann (c)
Doyle
Stollmeyer
Ramos
Harkes
B. Murray (Baicher)
Sullivan-1
Wynalda (Caligiuri)

Feb. 4, 1990
vs. Colombia
@ Miami: 1-1 (8-9 pk)
Keller
Balboa
Doyle
Windischmann (c)
Armstrong (Banks)
Perez (B. Murray)
Ramos
Harkes
Stollmeyer (Caligiuri)
Wynalda-1
Goulet (Eichmann)

Feb. 2, 1990
vs. Costa Rica
@ Miami: 0-2
Meola
Krumpe
Trittschuh
Windischmann (c)
Bliss (Banks)
Ramos (Klopas)
Caligiuri
Harkes
B. Murray
Goulet (Wynalda)
Perez

Nov. 19, 1989
vs. Trinidad & Tobago *
@ Port of Spain: 1-0
Meola
Doyle
Trittschuh
Windischmann (c)
Bliss
Krumpe (Stollmeyer)
Ramos
Harkes
Caligiuri-1
B. Murray
Vermes

Nov. 14, 1989
vs. Bermuda
@ Cocoa Beach, Fla.: 2-1
Meola
Banks
Trittschuh (Doyle-1)
Windischmann (c)
Krumpe
Perez (Bliss)
Caligiuri (Stollmeyer)
Ramos
Harkes (Eichmann-1)
B. Murray (Eck)
Vermes

Nov. 5, 1989
vs. El Salvador *
@ St. Louis: 0-0
Meola
Banks
Trittschuh (Klopas)
Windischmann (c)
Armstrong
Stollmeyer (Gabarra)
Bliss
Ramos
Harkes
B. Murray
Eichmann

Oct. 8, 1989
vs. Guatemala *
@ Guatemala City: 0-0
Meola
Banks
Trittschuh
Windischmann (c)
Doyle
Stollmeyer
Bliss
Gabarra (Klopas)
Harkes
B. Murray (Eck)
Vermes

Sept. 17, 1989
vs. El Salvador *
@ Tegucigalpa: 1-0
Meola
Banks
Trittschuh
Windischmann (c)
Bliss
Stollmeyer
Ramos
Perez-1
Harkes (Eichmann)
B. Murray
Vermes

Aug. 13, 1989
vs. Korea Republic
@ Los Angeles: 1-2
Vanole
Banks (Trittschuh)
Balboa
Windischmann (c)
Doyle
Stollmeyer
Bliss (Gabarra)
Harkes-1
Caligiuri
B. Murray (S. Snow)
Eichmann

June 24, 1989
vs. Colombia
@ Miami: 0-1
Vanole (Meola)
Banks
Trittschuh
Windischmann (c)
Stollmeyer (Doyle)
Bliss
Caligiuri (Pastor)
Harkes
B. Murray
Gabarra (P. Gyu)
Eichmann

June 17, 1989
vs. New Britain, Conn.: 2-1
Vanole
Banks
Trittschuh
Windischmann (c)
Stollmeyer
Bliss (Doyle)
Ramos
Harkes
B. Murray-1
P. Gyu (Caligiuri)
Eichmann-1

June 4, 1989
vs. Peru
@ E. Rutherford, N.J.: 3-0
Meola
Banks
Trittschuh
Windischmann (c)
Stollmeyer
Bliss-1
Ramos-1
Harkes
B. Murray-1 (Pastor)
P. Gyu (Gabarra)
Eichmann

May 13, 1989
vs. Trinidad & Tobago *
@ Torrance, Calif.: 1-1
Vanole
Trittschuh-1
Balboa
Windischmann (c)
Stollmeyer
Pastor (Vermes)
Ramos (Gabarra)
Harkes
B. Murray
Goulet
Klopas

April 30, 1989
vs. Costa Rica *
@ St. Louis: 1-0
Vanole
Balboa
Trittschuh
Windischmann (c)
Stollmeyer
Bliss (Gabarra)
Ramos-1
Harkes
B. Murray
Goulet
Klopas (Vermes)

April 16, 1989
vs. Costa Rica *
@ San Jose: 0-1
Duback
Balboa
Trittschuh
Windischmann (c)
Stollmeyer
Bliss
Ramos (Klopas)
Harkes
B. Murray
Goulet (Gabarra)
Vermes

Aug. 13, 1988
vs. Jamaica *
@ St. Louis: 5-1
Vanole
Armstrong
Crow
Windischmann (Perez-1)
Trittschuh
R. Davis
Krumpe-1
Bliss-1
Gabarra (B. Murray)
Klopas-2
Vermes

July 24, 1988
vs. Jamaica *
@ Kingston: 0-0
Vanole
Armstrong
Doyle (Trittschuh)
Windischmann
Crow
R. Davis
Stollmeyer
Bliss
B. Murray (Borja)
Klopas
Vermes

July 13, 1988
vs. Poland
@ New Britain, Conn.: 0-2
Duback
Krumpe
Doyle
Windischmann
Trittschuh (Banks)
B. Murray (Armstrong)
Stollmeyer
Bliss
Gabarra
Klopas
Vermes

June 14, 1988
vs. Costa Rica
@ San Antonio, Texas: 1-0
Dodd
Gillen
Agoos
Grimes
Cogsville (Luzniak)
Rverson-1
Rafael (S. Snow)
Onalfo
Covone
B. Thompson
K. Snow (Sullivan)

June 12, 1988
vs. Ecuador
@ Ft. Worth, Texas: 0-0
Duback
R. Davis
Krumpe
Windischmann (Balboa)
Trittschuh
Fox (Fraser)
Bliss (Diffley)
B. Murray
Kirk (Eichmann)
Gabarra
Vermes

June 10, 1988
vs. Ecuador
@ Houston, Texas: 0-2
Vanole
Gabarra
Balboa
Windischmann
Trittschuh
R. Davis
Eichmann
B. Murray
Klopas (Diffley)
Pastor (Fraser)
Vermes

June 7, 1988
vs. Chile
@ Albuquerque, N.M.: 0-1
Meola
Diffley
Balboa
Cogsville (Covone)
Trittschuh
Borja
Gillen (Grimes)
Fox
Collins (Eichmann)
Klopas
J. Kerr

June 5, 1988
vs. Chile
@ Fresno, Calif.: 0-3
Fuchs
Diffley
Gillen (Pastor)
Cogsville (Fox)
Trittschuh
Banks (Covone)
Eichmann
Fraser
Collins (Sullivan)
Kirk
Grimes

June 3, 1988
vs. Chile
@ San Diego: 1-3
Dodd
B. James (Kirk)
Megson (Sullivan)
Balboa
Velazco
Doyle
B. Murray
Eichmann
Fraser
Fox (Cogsville)
Borja-1
Pastor

June 1, 1988
vs. Chile
@ Stockton, Calif.: 1-1
Fuchs
B. James (Megson)
Velazco
Balboa
Doyle
Grimes (B. Murray)
Eichmann-1
Fraser
Sullivan (Fox)
Gabarra
Pastor (Kirk)

May 14, 1988
vs. Colombia
@ Miami: 0-2
Vanole
Diffley
Trittschuh
Banks
Doyle
R. Davis
Krumpe
Borja (Klopas)
Goulet (B. Murray)
Gabarra (Eichmann)
Vermes

Jan. 13, 1988
vs. Guatemala
@ Guatemala City: 1-0
Diffley
Agoos-1
Cogsville
Balboa
L. Martin
Ramos
Harkes
Eichmann
Kirk (K. Snow)
Vermes (Sullivan)

Jan. 10, 1988
vs. Guatemala
@ Guatemala City: 0-1
Fuchs
Diffley
Balboa
Cogsville (Covone)
Trittschuh
Borja
Gillen (Grimes)
Fox
Collins (Eichmann)
Klopas
J. Kerr

June 16, 1987
vs. Thailand
@ Chongju, S. Korea: 1-0
Duback
Banks
Kain
Windischmann
Doyle
Bliss
Hooker
Harkes
Sullivan
Hantak-1
B. Murray

June 12, 1987
vs. Korea Republic
@ Pusan: 0-1
Vanole
Banks
Kain
Windischmann
Doyle
Gjonbalaj
Eichmann
Harkes
Kirk (Sullivan)
Hantak
B. Murray

June 8, 1987
vs. Egypt
@ Seoul, S. Korea: 1-3
Vanole
Bliss (Sullivan)
Trittschuh
Windischmann
Doyle
Banks
Armstrong
Harkes
Kain
Hantak-1
B. Murray

Feb. 7, 1986
vs. Uruguay
@ Miami: 1-1
Krumpe
Caligiuri
Windischmann
Biefeld
Stollmeyer (Sengelman)
Eichmann (Ervine)
B. Murray-1
Kain
Goulet
Silvas

Feb. 5, 1986
vs. Canada
@ Miami: 0-0
Vanole
Krumpe
Caligiuri
Banks (Windischmann)
Sengelman
Stollmeyer
Eichmann
Biefeld
Kain
Goulet (Gjonbalaj)
Silvas

June 16, 1985
vs. England
@ Los Angeles: 0-5
Mausser (Harris)
Canter (Brady)
Caligiuri
Windischmann
Van der Beck
Radwanski (Ladouceur)
Crow
R. Davis
B. Murray (Snyder)
J. Kerr (Hooker)
Perez

May 31, 1985
vs. Costa Rica *
@ Torrance, Calif.: 0-1
Mausser
Canter
Caligiuri
Windischmann
G. Thompson
Van der Beck (A. DiBernardo)
Crow
R. Davis
Fox
J. Kerr
Perez

May 26, 1985
vs. Costa Rica *
@ Alajuela: 1-1
Mausser
Canter
Caligiuri
Windischmann
G. Thompson (A. DiBernardo)
Van der Beck
Radwanski
R. Davis
Fox (Peterson)
J. Kerr-1
Hooker

May 19, 1985
vs. Trinidad & Tobago *
@ Torrance, Calif.: 1-0
Mausser
Canter
Durgan-1
Windischmann
Van der Beck
G. Thompson
A. DiBernardo
R. Davis
Borja (Fox)
Peterson (J. Kerr)
Perez

May 15, 1985
vs. Trinidad & Tobago *
@ St. Louis: 2-1
Mausser
Canter
Durgan (Caligiuri)
Van der Beck
Kapp
Fajkus
A. DiBernardo
R. Davis
Borja-1
Peterson-1
Perez

April 4, 1985
vs. Canada
@ Portland, Ore.: 1-1
Gorske (Mausser)
Durgan (Ervine)
Caligiuri
Van der Beck
G. Thompson
Crow
Radwanski (Perez-1)
Perez (Ladouceur)
Aly (Sharp)
Hooker
J. Kerr

April 2, 1985
vs. Vancouver: 0-2
Mausser (Gorske)
Jeffries
Durgan
Crow
G. Thompson
Ladouceur
Radwanski (Ervine)
Perez (Caligiuri)
Van der Beck (J. Kerr)
Hooker (Aly)
Sharp

Feb. 8, 1985
vs. Switzerland
@ Tampa, Fla.: 1-1
DuBoise (Mausser)
Caligiuri
G. Thompson
Windischmann
Van der Beck-1
Ladouceur (P. DiBernardo)
A. DiBernardo
Radwanski
Aly (Papoulias)
Hooker (J. Kerr)
Sharp

| | | | | | |
|---|--|--|---|---|---|
| Dec. 2, 1984 vs. Ecuador @ Miami: 2-2 DuBose (Swanner) Bliss Caligiuri Windischmann (Cayemite) Hawkins (J. Kerr) Ladouceur-1 Fox (Papoulias) Askew Aly (Brady) Hooker Sharp-1 | Nov. 30, 1984 vs. Ecuador @ Long Island, N.Y.: 0-0 DuBose Crook Caligiuri Windischmann Jeffries Ladouceur (Askew) Fox Borja (Papoulias) Aly Hooker (Brady) Sharp (J. Kerr) | Oct. 17, 1984 vs. Mexico @ Mexico City: 1-2 DuBose Knight Caligiuri G. Thompson Crow Ladouceur Van der Beck-1 Fox (Hooker) Aly (Fry) Coker (Comrie) Sharp | Oct. 14, 1984 vs. Guatemala @ Guatemala City: 0-4 DuBose Knight Caligiuri G. Thompson Crow Ladouceur Van der Beck Fox Aly Hooker (Sharp) Fry (Comrie) | Oct. 11, 1984 vs. Colombia @ Los Angeles: 1-0 DuBose Knight Caligiuri G. Thompson Crow Ladouceur (Fry) Fox R. Davis Coker-1 Hooker (Perez) Comrie (Aly) | Oct. 9, 1984 vs. El Salvador @ Los Angeles: 3-1 DuBose Kapp Caligiuri G. Thompson Crow Van der Beck (Ladouceur-1) Fox R. Davis-1 Coker Hooker-1 (Perez) Fry (Sharp) |
| Oct. 6, 1984 vs. Netherlands Antilles * @ St. Louis: 4-0 Brcic Kapp-1 Durgan Canter Crow Borja A. DiBernardo-1 R. Davis Fajkus (Van der Beck) Perez Fry (Coker-2) | Sept. 29, 1984 vs. Netherlands Antilles * @ Curacao: 0-0 DuBose Savage Durgan-1 Canter G. Thompson Borja A. DiBernardo (Crow) R. Davis Coker (Fox) Perez Parkinson | May 30, 1984 vs. Italy @ E. Rutherford, N.J.: 0-0 Brcic Kapp (Crow) Durgan-1 Canter G. Thompson Parkinson (Glenn) A. DiBernardo A. Green (Van der Beck) Comrie (Fox) Perez (Peterson) Moyers | April 8, 1983 vs. Haiti @ Port-au-Prince: 2-0 Mausser Bandow (Olson) Durgan-1 Canter Savage Van der Beck A. DiBernardo P. DeBrito Coker (Kapp) Crescitelli (Askew) Borja-1 | March 21, 1982 vs. Trinidad @ Port of Spain: 2-1 Twellman D. Spalding Crudo O'Hara (Lignos) R. Davis-1 (Cantillo) Fajkus Bandow Borja Veeze-1 (Pesa) Moyers | Nov. 23, 1980 vs. Mexico * @ Ft. Lauderdale: 2-1 Mausser Bandow R. Davis Fowles Hulcer Cantillo Van der Beck A. DiBernardo Pesa Moyers-2 |
| Nov. 9, 1980 vs. Mexico * @ Mexico City: 1-5 DuBose T. Keough Pecher Fowles Makowski Cantillo (Hulcer) Van der Beck L. Nanchoff A. DiBernardo R. Davis-1 Villa (Pesa) | Nov. 1, 1980 vs. Canada * @ Vancouver: 1-2 Mausser (DuBose) T. Keough Pecher Crudo Makowski Cantillo Liveric (Moyers) Pesa (Villa-1) A. DiBernardo R. Davis Bandow | Oct. 25, 1980 vs. Ireland * @ Ft. Lauderdale: 0-0 Mausser (Brcic) T. Keough Pecher Fowles Makowski Cantillo Liveric (Moyers) L. Nanchoff (Pesa) A. DiBernardo R. Davis Bandow | Oct. 7, 1980 vs. Portugal @ Lisbon: 1-1 Mausser (Crudo) T. Keough Pecher Bellinger B. Smith (Fowles) Cantillo R. Davis-1 L. Nanchoff Van der Beck (Hulcer) Peterson (Moyers, Makowski) Bandow | Oct. 5, 1980 vs. Luxembourg @ Dudelange: 2-0 DuBose Crudo Pecher Bellinger Makowski Cantillo R. Davis-1 L. Nanchoff Hulcer-1 Moyers (Peterson) Bandow (Van der Beck) | Oct. 29, 1979 vs. Ireland @ Dublin: 2-3 DuBose T. Keough Pecher Bellinger Makowski Cantillo Liveric (Pesa) L. Nanchoff A. DiBernardo-1 (Van der Beck) Villa-1 Bandow |
| Oct. 26, 1979 vs. Hungary @ Budapest: 2-0 Mausser T. Keough Pecher Lawson Makowski Cantillo Liveric L. Nanchoff-1 Van der Beck (A. DiBernardo-1) Villa Bandow | Oct. 10, 1979 vs. France @ Paris: 0-3 Mausser (DuBose) T. Keough Pecher Lawson Makowski Cantillo Liveric (L. Nanchoff) Hulcer (A. DiBernardo) Crudo (Van der Beck) Villa (Pesa) Bandow | Oct. 7, 1979 vs. Bermuda @ Hamilton: 3-1 Mausser (DuBose) Crudo Pecher Lawson Makowski-1 Cantillo Liveric-1 (A. DiBernardo) Askew (Hulcer) Bellinger Villa (Fidelia) Bandow-1 (Van der Beck) | May 2, 1979 vs. France @ E. Rutherford, N.J.: 0-6 Mausser (Brcic) Droege Fowles (Crudo) Myernick Polihhan R. Davis Liveric (L. Nanchoff) Hulcer A. DiBernardo Villa (Van der Beck) Bandow | Feb. 11, 1979 vs. Soviet Union @ San Francisco: 1-4 Mausser Rudroff McAlister Myernick Makowski R. Davis Liveric-1 L. Nanchoff G. Nanchoff (A. DiBernardo) Fowles Bandow | Feb. 3, 1979 vs. Soviet Union @ Seattle: 1-3 Mausser Rudroff McAlister Myernick Makowski R. Davis-1 Liveric (G. Nanchoff) T. Keough (A. DiBernardo) Etherington (Wit, Hulcer) Fowles Bandow |
| Sept. 20, 1978 vs. Portugal @ Benfica: 0-1 Mausser Fowles (McAlister) Droege (Ralbovsky) Myernick Makowski R. Davis Liveric Trost Etherington (Russell) Villa Bandow | Sept. 6, 1978 vs. Switzerland @ Lucerne: 0-2 Mausser Fowles Pecher Myernick Polihhan R. Davis Liveric (L. Nanchoff) Trost (G. Nanchoff) Etherington Villa Bandow | Sept. 3, 1978 vs. Iceland @ Reykjavik: 0-0 Mausser Fowles Pecher Myernick (Ralbovsky) Polihhan R. Davis Liveric Trost (G. Nanchoff) Etherington Villa Bandow | Oct. 16, 1977 vs. China @ San Francisco: 2-1 Mayer Droege D'Errico Myernick Polihhan R. Davis Ralbovsky (Pereira) Trost (Donlic) G. Nanchoff-1 Villa-1 (Fowles) Bandow | Oct. 10, 1977 vs. China @ Atlanta: 1-0 Mausser (Mayer) Droege D'Errico Formoso Polihhan R. Davis (Pereira-1) Mihalovich (Ralbovsky) Flater (Donlic) G. Nanchoff (Villa) Fowles Bandow | Oct. 6, 1977 vs. China @ Washington, D.C.: 1-1 Mayer (Mausser) Droege D'Errico Formoso (Polihhan) Ralbovsky (Bellinger) R. Davis (Pereira) Etherington (Mihalovich) Flater (G. Nanchoff) Donlic (Villa-1) Fowles Bandow |
| Sept. 30, 1977 vs. El Salvador @ Los Angeles: 0-0 Mausser Droege D'Errico Myernick Ralbovsky R. Davis Pereira Flater (G. Nanchoff) Donlic (Villa) Fowles Bandow | Sept. 27, 1977 vs. Mexico @ Monterrey: 0-3 Mayer Lopez (Droege) D'Errico Pecher Polihhan R. Davis Ralbovsky (Mihalovich) Flater Donlic (Villa) Fowles Bandow | Sept. 25, 1977 vs. Guatemala @ Guatemala City: 0-2 Mausser Myernick D'Errico McAlister Polihhan R. Davis Fowles (Mihalovich) Flater (Donlic) Villa (G. Nanchoff) Etherington Bandow | Sept. 18, 1977 vs. Guatemala @ Guatemala City: 1-3 Mausser Droege D'Errico McAlister (Bellinger-1) Polihhan R. Davis (Pereira) Mihalovich (Fowles) Flater (Ralbovsky) Donlic F. Nanchoff Bandow | Sept. 15, 1977 vs. El Salvador @ San Salvador: 2-1 Mayer Myernick D'Errico (McAlister) Pecher (Bellinger) Polihhan R. Davis-1 Ralbovsky (Pereira) Flater (Villa-1) Donlic Etherington (Fowles) Bandow | Dec. 22, 1976 vs. Canada * @ Port-au-Prince, Haiti: 0-3 Mausser B. Smith Pecher Skotarek Polihhan Grgurev (Formoso) Ralbovsky Flater Trost (Counce) Veeze Bandow |
| Nov. 14, 1976 vs. Haiti @ Port-au-Prince: 0-0 Mausser Formoso D'Errico Skotarek Polihhan Dani Ralbovsky Flater Rys Counce Bandow | Nov. 12, 1976 vs. Haiti @ Port-au-Prince: 0-0 Mayer B. Smith Formoso Skotarek Polihhan Dani Bick Rys Trost Grgurev Counce Bandow | Nov. 10, 1976 vs. Haiti @ Port-au-Prince: 0-0 Mausser B. Smith Pecher Skotarek Wit D'Errico Rys Ralbovsky Grgurev Flater Bandow | Oct. 20, 1976 vs. Canada * @ Seattle, Wash.: 2-0 Mausser B. Smith Pecher Skotarek Polihhan D'Errico Rys-1 (Flater) Trost Grgurev Veeze-1 Bandow | Oct. 15, 1976 vs. Mexico * @ Puebla: 0-3 Mausser B. Smith Pecher Skotarek Formoso D'Errico Wit (Ralbovsky) Trost Flater (Grgurev) Veeze Bandow | Oct. 3, 1976 vs. Mexico * @ Los Angeles: 0-0 Mausser D'Errico Cohen (Formoso) Skotarek (Ralbovsky) Polihhan Bick Wit Trost Flater Grgurev Bandow |

ALL-TIME RESULTS AND LINEUPS

83

USMNT

MNT HISTORY

WORLD CUP HISTORY

PROGRAMS

COMPETITIONS

U.S. HISTORY & INFO

Sept. 24, 1976
vs. **Canada ***
@ **Vancouver: 1-1**
D'Errico
B. Smith
Pecher
Pollihan
J. Mason
Skotarek
Trost
Flater
Grgurev
Bandov-1

Aug. 25, 1975
vs. **Mexico**
@ **Mexico City: 0-2**
Rigby
Domingues
A. Maca (Roboostoff)
C. McCully (Straub)
Chandler
Fink
Skotarek (P. Garcia)
J. Moore
H. McCully
Liotart
E. Kelly

Aug. 21, 1975
vs. **Argentina**
@ **Mexico City: 0-6**
Mausser
P. Garcia
Straub
A. Maca
Domingues
Hall (J. Moore)
E. Kelly
C. McCully
Chandler
Liotart (Fink)
Roboostoff

Aug. 19, 1975
vs. **Costa Rica**
@ **Mexico City: 1-3**
Rigby
Roth (Domingues)
Straub
Skotarek
Chandler
Liotart
Scott
C. McCully
H. McCully-1
J. Moore
Roboostoff

June 24, 1975
vs. **Poland**
@ **Seattle, Wash.: 0-4**
Mausser
Domingues
A. Maca
Pires
B. Smith
Liotart (D'Errico)
Roth
C. McCully
Flater
Garber (Logush)
Wark (Welsh)

March 26, 1975
vs. **Poland**
@ **Pezzano: 0-7**
Ivanow
B. Smith
Demling (Hamlyn)
Galati
Roth
D'Errico (Rote)
Roboostoff
Vaninger (P. McBride)
Counce
Scurti
Barto

Sept. 8, 1974
vs. **Mexico**
@ **Dallas, Texas: 0-1**
Rigby
B. Smith
Demling (Barto)
Matteson
Roth
D'Errico
Trost
Vaninger (J. Moore)
Counce
Rote (Roboostoff)
Hernandez

Sept. 5, 1974
vs. **Mexico**
@ **Monterrey: 1-3**
Ivanow
D'Errico
Demling
Barto
Roth
B. Smith
Trost
Matteson (Coskunian)
Roboostoff
Vaninger-1
Hernandez (J. Moore)

Nov. 15, 1973
vs. **Israel**
@ **Beersheba: 0-2**
Ivanow
B. Smith
Bradley
Barto
Roth
C. McCully
Rymarczuk
Barto
Roy
Ziaja
Seiga

Nov. 13, 1973
vs. **Israel**
@ **Tel-Aviv: 1-3**
Rigby
B. Smith (Grgurev)
Ziaja
Mahy
Roth
C. McCully
Rymarczuk
Barto
Roy-1
Rymarczuk
Seiga

Nov. 5, 1973
vs. **Haiti**
@ **Port-au-Prince: 0-1**
Ivanow
B. Smith
Hall
Mahy (Ziaja)
Roth
C. McCully
O'Neill
Barto
Roy (Grgurev)
Rymarczuk
Seiga

Nov. 3, 1973
vs. **Haiti**
@ **Port-au-Prince: 0-1**
Rigby
B. Smith
Barto (Getzinger)
Mahy
Roth
Hall
Fink
O'Neill
Roy
C. McCully
Seiga (Grgurev)

Oct. 16, 1973
vs. **Mexico**
@ **Puebla: 0-2**
Ivanow
B. Smith (Turner)
A. Maca
C. McCully
Roth
Hall
Barto (Rymarczuk)
Geimer (Fink)
Roy
Rote
Seiga

Sept. 9, 1973
vs. **Bermuda**
@ **Hartford, Conn.: 1-0**
Ivanow
Barto (Rymarczuk)
A. Maca
Roth
B. Smith
Trost
C. McCully
Fink
Brewster-1
Rote
Seiga

Aug. 12, 1973
vs. **Poland**
@ **New Britain, Conn.: 1-0**
Ivanow
B. Smith (Vuckovic)
B. Demling (Francillo)
Shafer (PANEK)
Trost-1
Barto
C. McCully
Child (Rote)
Ziaja
Ivic
Geimer

Aug. 10, 1973
vs. **Poland**
@ **San Francisco: 0-4**
Ivanow
Georges (Roboostoff)
Martinch
Shafer
Hoffman
Correa
PANEK
Getzinger
Grgurev
Mitic
Liveric

Aug. 5, 1973
vs. **Canada**
@ **Windsor: 2-0**
Ivanow
Georges
Deszofi
Shafer
Kovacs
Hoban
Martinch
Getzinger
Grgurev-1
Child
Liveric-1 (Capurro)

Aug. 3, 1973
vs. **Poland**
@ **Chicago: 0-1**
Ivanow
Turner (Kovacs)
Martinch (R. Green)
Califano (Capurro)
PANEK
Liveric
Getzinger
Grgurev
Servin
Del Liano

March 20, 1973
vs. **Poland**
@ **Lodz: 0-4**
Ivanow
Mata
Barto
Roth
Ziaja
Renshaw
Seissler (Stritzl)
Metdieri
McMillan
Siega (J. Moore)
Coskunian (Getzinger)

March 17, 1973
vs. **Bermuda**
@ **Hamilton: 0-4**
Winter (Ivanow)
Mata
Kovacs (Barto)
Best (J. Moore)
Coskunian (Renshaw)
Roth
Frank
C. McCully
Fink
Brewster-1
Rote
Seiga
Stritzl

Sept. 10, 1972
vs. **Mexico ***
@ **Los Angeles: 1-2**
Winter
Mata (Rensing)
Kovacs (Mora)
Barto (J. Moore)
Roth
Getzinger
Benitez
Ficken
Djordjevic
Roy
Geimer-1

Sept. 3, 1972
vs. **Mexico ***
@ **Mexico City: 1-3**
Winter
Hamlyn (J. Moore)
Krat (Rensing)
Getzinger
Roth
P. McBride
Benitez
P. P. Millar
Barto
Roy-1
Geimer

Aug. 29, 1972
vs. **Canada ***
@ **Baltimore, Md.: 2-2**
Banach (Winter)
Hamlyn (Scardina)
Krat (Rensing)
Barto (Barone)
Mata
P. McBride
Hausemann
P. Millar
J. Moore
Roy-1
Geimer-1

Aug. 20, 1972
vs. **Canada ***
@ **St. John's: 2-3**
Banach (Winter)
Hamlyn
Getzinger-1
Rensing (Hausemann)
Mata
P. McBride
Krat
Barto
J. Moore
Roy-1
Geimer

May 11, 1969
vs. **Haiti ***
@ **San Diego: 0-1**
Banach
Krat
E. Murphy
Bachmeier
Mata
Hausemann
Albrecht
P. Millar
Baker
Malizewski
Stritzl

April 20, 1969
vs. **Haiti ***
@ **Port-au-Prince: 0-2**
Krat
Cameron
Bachmeier (P. McBride)
Mata
E. Murphy
Albrecht
P. Millar
Bayardo-Abaunza
Roy
Stritzl

Nov. 10, 1968
vs. **Bermuda * (OG)**
@ **Hamilton: 2-0**
DeLong
Krat
Gentile
Bachmeier
BenedeK
E. Murphy
Albrecht
P. Millar
Baker
Roy-1
Stritzl

Nov. 2, 1968
vs. **Bermuda ***
@ **Kansas City: 6-2**
Fehler (DeLong)
Krat
Gentile
Bachmeier
Gansler
E. Murphy
Albrecht
P. Millar-3
Baker-2
Roy-1
Stritzl

Oct. 27, 1968
vs. **Canada ***
@ **Atlanta: 1-0**
Fehler
Krat
Gentile
Bachmeier
Gansler (Clear)
E. Murphy
Albrecht-1
P. Millar
Baker
Roy
Stritzl

Oct. 23, 1968
vs. **Haiti**
@ **Port-au-Prince: 0-1**
DeLong
Kofler
Gentile
Bachmeier
Tober
Krat
Albrecht
P. Millar
Baker
BenedeK
Hausemann

Oct. 21, 1968
vs. **Haiti**
@ **Port-au-Prince: 2-5**
Gerley
Kofler
Kikel
Krat
Gansler
Tober
Hausemann
P. Millar-1
Roy
BenedeK
Stritzl-1

Oct. 20, 1968
vs. **Haiti (OG)**
@ **Port-au-Prince: 6-3**
Fehler (Gerley)
Gentile (Hausemann)
Clear
Bachmeier
E. Murphy
Krat
Albrecht-1
P. Millar-3
Roy-1
Baker
Stritzl

Oct. 13, 1968
vs. **Canada ***
@ **Toronto: 2-4**
DeLong
Kofler
Clear
Bachmeier
E. Murphy
Krat
Albrecht
P. Millar
Roy-1
Baker
Stritzl-1

Sept. 25, 1968
vs. **Israel**
@ **Philadelphia: 0-4**
DeLong
Kofler (Speca)
Clear (Hausemann)
Bachmeier (Tober)
Gansler
Krat
Albrecht
P. Millar
Roy
Malizewski
Stritzl

Sept. 15, 1968
vs. **Israel**
@ **New York: 3-3**
DeLong
Kofler (BenedeK)
Clear (Speca)
Bachmeier (Cecic)
Gansler
Krat
Hausemann
P. Millar-2
Roy-1
Malizewski
Gentile

March 21, 1965
vs. **Honduras ***
@ **Tegucigalpa: 1-1**
Gerley
Cziotka
Bayardo-Abaunza (Resznecki)
Cameron
Kehoe
Roy
E. Murphy-1
Bachmeier
Zerhusen
Chyzowych
Ely

March 17, 1965
vs. **Honduras ***
@ **San Pedro Sula: 1-0**
Gerley
Cziotka
Bayardo-Abaunza
Cameron
Kehoe
Kreiger
E. Murphy-1
Bicek
Zerhusen
Chyzowych
Pal

March 12, 1965
vs. **Mexico ***
@ **Mexico City: 0-2**
Gerley
Cziotka
Resznecki
Kreiger
Kehoe
Bachmeier
Ely
Bicek
Zerhusen
Cameron
Roy

March 7, 1965
vs. **Mexico ***
@ **Los Angeles: 2-2**
Gerley
Cziotka
Resznecki
Cameron
Kehoe
Kreiger
Shmotolocha-1
Bachmeier
Ely
E. Murphy
Bicek-1

May 27, 1964
vs. **England**
@ **New York: 0-10**
Schwart
Borodiak
Racz
Finn
Rick
J. Garcia
Horvath
Noha
Chyzowych
Mate
E. Murphy
Wild

Feb. 5, 1961
vs. **Colombia**
@ **Bogota: 0-2**
Michel
Freitag
Finn
Bachmeier
Kriesche (Snylyk)
Traina
Ely
E. Murphy
Snylyk
Bonzetti
Bustamante
Zerhusen

Nov. 13, 1960
vs. **Mexico ***
@ **Mexico City: 0-3**
Noga
Finn
Kriesche
Freitag
Traina
Ely
E. Murphy
Snylyk
Zerhusen
Bicek
Fister

| | | | | | |
|---|---|--|--|--|---|
| <p>Nov. 6, 1960 vs. Mexico * @ Los Angeles: 3-3</p> <p>Noga Specia Krische Freitag Traina Herz E. Murphy Bicek-1 Zerhusen-1 Snylyk Fister-1</p> | <p>May 28, 1959 England Los Angeles: 1-8</p> <p>Ottobini Farquhar Cinowitz Bachmeier Evans Traina E. Murphy-1 Cameron Zerhusen Looby Carson</p> | <p>July 6, 1957 vs. Canada * @ St. Louis: 2-3</p> <p>Burkard H. Keough Wecke R. Murphy Whitthead Pellizaro J. Murphy-1 Looby Rooney Mendoza-1 Cook</p> | <p>June 22, 1957 vs. Canada * @ Toronto: 1-5</p> <p>Franks H. Keough-1 Wecke R. Murphy Pelizzaro Epy J. Murphy Looby Rooney Mendoza Cook</p> | <p>April 28, 1957 vs. Mexico * @ Long Beach, Calif.: 2-7</p> <p>Engedal Springthorpe Wecke Lillie Snylyk H. Keough Hanna E. Murphy-2 Looby Zerhusen McLaughlin Monsen</p> | <p>April 7, 1957 vs. Mexico * @ Mexico City: 0-6</p> <p>Engedal Yacopec Wecke W. Bahr Traina H. Keough G. Brown Snylyk Zerhusen Grabowski Cook</p> |
| <p>Nov. 28, 1956 vs. Yugoslavia ** @ Melbourne, Aust.: 1-9</p> <p>Engedal Wecke Conterio Snylyk H. Keough Dorian E. Murphy Mendoza Zerhusen-1 Looby Monsen</p> | <p>Aug. 25, 1955 vs. Iceland @ Reykjavik: 2-3</p> <p>Malinowski H. Keough Wecke Marina R. Decker W. Bahr Monsen Nash McLaughlin Looby-2 E. Murphy</p> | <p>April 4, 1954 vs. Haiti * @ Port-au-Prince: 3-0</p> <p>Malinowski H. Keough Wecke Sheppell R. Decker W. Bahr Casey Looby-2 McLaughlin Craddock Mendoza-1</p> | <p>April 3, 1954 vs. Haiti * @ Port-au-Prince: 3-2</p> <p>Malinowski H. Keough Wecke Sheppell R. Decker W. Bahr Casey-1 Looby-1 McLaughlin Gormley Chachurian-1</p> | <p>Jan. 14, 1954 vs. Mexico * @ Mexico City: 1-3</p> <p>Malinowski H. Keough O'Connell Sheppell Embarger W. Bahr Casey J. Souza Petramale Looby-1 Chachurian</p> | <p>Jan. 10, 1954 vs. Mexico * @ Mexico City: 0-4</p> <p>Borghi H. Keough O'Connell Sheppell Embarger W. Bahr Casey E. Souza Grinow Looby Chachurian</p> |
| <p>June 8, 1953 vs. England @ New York: 3-6</p> <p>H. Moore H. Keough Milne Springthorpe R. Decker W. Bahr Schultz (O. Decker-2) Connelly McLaughlin Atheneos-1 Chachurian</p> | <p>July 16, 1952 vs. Italy ** @ Tampere, Finland: 0-8</p> <p>McLaughlin Schaller H. Keough Sheppell Colombo McHugh Monsen J. Souza Surrock Mendoza Cook</p> | <p>April 30, 1952 vs. Scotland @ Glasgow: 0-6</p> <p>Pelaro H. Keough O'Connell Sheppell Colombo W. Bahr Monsen E. Souza McLaughlin J. Souza Roberts</p> | <p>July 2, 1950 vs. Chile ** @ Recife, Brazil: 2-5</p> <p>Borghi H. Keough J. Maca-1 McIlvenny Colombo W. Bahr F. Wallace-1 Pariani Gaetjens J. Souza E. Souza</p> | <p>June 29, 1950 vs. England ** @ Belo Horizonte, Brazil: 1-0</p> <p>Borghi H. Keough J. Maca McIlvenny Colombo W. Bahr F. Wallace Pariani Gaetjens-1 J. Souza E. Souza</p> | <p>June 25, 1950 vs. Spain ** @ Curitiba, Brazil: 1-3</p> <p>Borghi H. Keough J. Maca McIlvenny Colombo W. Bahr F. Wallace J. Souza Gaetjens Pariani-1 Wolani</p> |
| <p>Sept. 21, 1949 vs. Cuba * @ Mexico City: 5-2</p> <p>Borghi H. Keough M. Martin Sheppell Colombo W. Bahr-1 F. Wallace-1 Hynes Matevich-2 McLaughlin J. Souza-1</p> | <p>Sept. 18, 1949 vs. Mexico * @ Mexico City: 2-6</p> <p>Borghi H. Keough M. Martin Sheppell Colombo W. Bahr F. Wallace Hynes Wattman-1 J. Souza-1 McLaughlin</p> | <p>Sept. 14, 1949 vs. Cuba * @ Mexico City: 1-1</p> <p>Borghi H. Keough Colombo W. Bahr Sheppell M. Martin F. Wallace-1 Hynes Matevich J. Souza McLaughlin</p> | <p>Sept. 4, 1949 vs. Mexico * @ Mexico City: 0-6</p> <p>Borghi Wattman M. Martin Sheppell Colombo W. Bahr F. Wallace Hynes Matevich J. Souza McLaughlin</p> | <p>June 19, 1949 vs. Scotland @ Randall's Is., N.Y.: 0-4</p> <p>Olaf Yacopec M. Martin Sheppell Colombo Whatford (Matevich) W. Bahr Graesser O'Connell J. Souza Muniz</p> | <p>Aug. 11, 1948 vs. Northern Ireland @ Belfast: 0-5</p> <p>Strimel Rego Yacopec Annis Ferreira M. Martin (Colombo) W. Bahr Beckman Pariani (Grinow) Bertani McLaughlin J. Souza</p> |
| <p>Aug. 6, 1948 vs. Norway @ Oslo: 0-11</p> <p>Strimel Rego Costa M. Martin Ferreira Colombo W. Bahr Beckman Pariani Bertani McLaughlin J. Souza</p> | <p>Aug. 2, 1948 vs. Italy ** @ London: 0-9</p> <p>Strimel Rego M. Martin Colombo Ferreira W. Bahr Beckman J. Souza Bertani McLaughlin E. Souza</p> | <p>July 20, 1947 vs. Cuba * @ Havana: 2-5</p> <p>Romanowicz M. Martin Machado Rego Costa Ferreira Braga Moniz E. Souza-1 Valentine-1 J. Souza Travis</p> | <p>July 13, 1947 vs. Mexico * @ Havana: 0-5</p> <p>Romanowicz Machado M. Martin Rego Costa Ferreira Braga Moniz E. Souza Valentine J. Souza Travis</p> | <p>Sept. 26, 1937 vs. Mexico * @ Mexico City: 1-5</p> <p>Voltz Hamilton Ferrans Michaels Rodrigues Dubieny McEwan Nemchik Rae-1 Martinielli McAles</p> | <p>Sept. 19, 1937 vs. Mexico * @ Mexico City: 3-7</p> <p>Voltz Hamilton Ferrans Michaels (Currie) Rodrigues Dubieny Nemchik-1 Ruddy Rae-1 Martinielli McEwan-1</p> |
| <p>Sept. 12, 1937 vs. Mexico * @ Mexico City: 2-7</p> <p>Voltz Margenson Ferrans Currie Martinielli Dubieny Nemchik Ruddy Rae-1 McEwan-1 McAles</p> | <p>Aug. 3, 1936 vs. Italy ** @ Berlin, Germany: 0-1</p> <p>Barkus Greinert Zbilowski Crockett Gonsalves Altemose Gajda Nemchik Lutkeffelder Fiedler Ryan</p> | <p>May 27, 1934 vs. Italy ** @ Rome: 1-7</p> <p>Hjulian Moorhouse Pietras Czerkiewicz Gonsalves Florie Ryan Nielsen Donelli-1 Dick McLean</p> | <p>May 24, 1934 vs. Mexico * @ Rio de Janeiro: 4-2</p> <p>Hjulian Moorhouse Lehman Czerkiewicz Gonsalves Pietras Gallagher Nielsen Florie Donelli-4 McLean</p> | <p>Aug. 17, 1930 vs. Brazil @ Rio de Janeiro: 3-4</p> <p>Douglas A. Wood Moorhouse Gallagher Gonsalves-1 Slope J. Brown Auld Patenaude-2 Bookie Florie</p> | <p>July 26, 1930 vs. Argentina ** @ Montevideo, Uru.: 1-6</p> <p>Douglas A. Wood Moorhouse Gallagher Tracey Auld J. Brown-1 Gonsalves Patenaude Florie McGhee</p> |
| <p>July 17, 1930 vs. Paraguay ** @ Montevideo, Uru.: 3-0</p> <p>Douglas A. Wood Moorhouse Gallagher Tracey Auld J. Brown Gonsalves Patenaude-3 Florie McGhee</p> | <p>July 13, 1930 vs. Belgium ** @ Montevideo, Uru.: 3-0</p> <p>Douglas A. Wood Moorhouse Gallagher Tracey Auld J. Brown Gonsalves Florie-1 Patenaude-1 Auld McGhee-1</p> | <p>June 10, 1928 vs. Poland @ Warsaw: 3-3</p> <p>A. Cooper Duffy H. Smith Ryan-1 Lyons Allen Findlay Deal Kuntner-1 Carroll Gallagher-1</p> | <p>May 30, 1928 vs. Argentina ** @ Amsterdam: 2-11</p> <p>A. Cooper Duffy H. Smith Ryan Lyons Aitken Findlay Deal Kuntner-1 Carroll-1 Gallagher</p> | <p>Nov. 6, 1926 vs. Canada @ Brooklyn, N.Y.: 6-1</p> <p>F. Kerr Marshall-1 Wilson B. Morris Carniham Moorhouse Burness E. Smith D. Brown-2 Auld-2 Florie-1</p> | <p>Nov. 8, 1925 vs. Canada @ Brooklyn, N.Y.: 6-1</p> <p>Steel D. Robertson Wilson J. Kelly Carniham Herd D. Brown-2 McGuire A. Stark-4 B. Millar Goldie</p> |

ALL-TIME RESULTS AND LINEUPS

June 27, 1925
vs. Canada
@ Montreal: 0-1
 Douglas
 I. Davis
 Ferguson
 T. Stark
 McFarlane
 Meyerdierks
 D. Brown
 Battles
 A. Stark
 B. Millar
 Florie

June 16, 1924
vs. Ireland
@ Dublin: 1-3
 Douglas
 Mulholland
 Rudd
 Demko
 Hornberger
 O'Connor
 I. Davis
 Wells
 Straden
 Rhody-1
 Hart

June 10, 1924
vs. Poland (OG)
@ Warsaw: 3-2
 Douglas
 Mulholland
 O'Connor
 Demko
 Hornberger
 C. Johnson
 I. Davis
 Wells
 Straden-2
 F. B. Jones
 Hart

May 29, 1924
vs. Uruguay ++
@ Paris: 0-3
 Douglas
 I. Davis
 O'Connor
 C. Johnson
 Hornberger
 F. B. Jones
 Findlay
 Wells
 Straden
 Farrell
 Dalrymple

May 25, 1924
vs. Estonia ++
@ Paris: 1-0
 Douglas
 I. Davis
 Rudd
 F. B. Jones
 Hornberger
 O'Connor
 Findlay
 Brix
 Straden-1
 Farrell
 Dalrymple

Sept. 3, 1916
vs. Norway
@ Oslo: 1-1
 Tintle
 J. Robertson
 C. Spalding
 T. Murray
 N. Clarke
 C. Smith
 Diedrichsen
 Swords
 Hemingsley
 Ellis-1
 H. Cooper

Aug. 20, 1916
vs. Sweden
@ Stockholm: 3-2
 Tintle
 J. Robertson
 C. Spalding-1
 T. Murray
 N. Clarke
 C. Smith
 Ford
 Swords
 Hemingsley
 Ellis-1
 H. Cooper-1



USMNT

MNT HISTORY

WORLD CUP HISTORY

PROGRAMS

COMPETITIONS

U.S. HISTORY & INFO

U.S. Men's National Team All-Time Head Coaches

| Years | Coach | W-L-T | Pct. | Years | Coach | W-L-T | Pct. |
|-----------|-----------------|-------|------|------------------------|-----------------------|--------------------|-------------|
| 1916 | Tom Cahill | 1-0-1 | .750 | 1973 | Eugene Chyzowych | 3-2-0 | .600 |
| 1924 | George Burford | 2-2-0 | .500 | 1973 | Gordon Bradley | 0-5-0 | .000 |
| 1925-1926 | Nat Agar | 2-1-0 | .667 | 1974 | Dettmar Cramer | 0-2-0 | .000 |
| 1928 | George Burford | 0-1-1 | .025 | 1975 | Al Miller | 0-2-0 | .000 |
| 1930 | Robert Millar | 2-2-0 | .500 | 1975 | Manfred Schellscheidt | 0-3-0 | .000 |
| 1934 | David Gould | 1-1-0 | .500 | 1976-1980 | Walter Chyzowych | 8-14-10 | .406 |
| 1936 | Elmer Schroeder | 0-1-0 | .000 | 1982 | Bob Gansler | 1-0-0 | 1.000 |
| 1937 | Bill Lloyd | 0-3-0 | .000 | 1983-1985 | Alkis Panagoulas | 6-5-7 | .527 |
| 1947 | Andrew M. Brown | 0-2-0 | .000 | 1986-1988 | Lothar Osiander | 4-9-5 | .361 |
| 1948-1949 | Walter Giesler | 1-6-1 | .188 | 1989-1991 | Bob Gansler | 14-16-6 | .472 |
| 1950 | William Jeffrey | 1-2-0 | .333 | 1991 | John Kowalski | 1-0-1 | .750 |
| 1952 | John Wood | 0-2-0 | .000 | 1991-1995 | Bora Milutinovic | 30-35-31 | .474 |
| 1953-1955 | Erno Schwartz | 2-4-0 | .333 | 1995-1998 | Steve Sampson | 26-22-14 | .532 |
| 1956 | John Mills | 0-1-0 | .000 | 1998-2006 | Bruce Arena | 71-30-29 | .658 |
| 1957 | George Meyer | 0-4-0 | .000 | 2007-2011 | Bob Bradley | 43-25-12 | .612 |
| 1959-1961 | Jim Reed | 0-3-1 | .125 | 2011-2016 | Jurgen Klinsmann | 55-27-16 | .642 |
| 1964 | John Herberger | 0-1-0 | .000 | 2017 | Bruce Arena | 10-2-6 | .722 |
| 1965 | George Meyer | 1-1-2 | .500 | 2017-2018 | Dave Sarachan | 3-5-4 | .417 |
| 1968 | Phil Woosnam | 4-4-1 | .500 | 2019- | Gregg Berhalter | 14-5-3 | .705 |
| 1969 | Gordon Jago | 0-2-0 | .000 | | | | |
| 1971-1972 | Bob Kehoe | 0-3-1 | .125 | | | | |
| 1973 | Max Wosniak | 0-2-0 | .000 | | | | |
| | | | | All-Time Totals | | 306-257-152 | .534 |

All-Time U.S. Men's National Team Head-to-Head Results

Antigua & Barbuda (2-0-0; GF 5, GA 2)

| | | | |
|---------------|-----|-----|----------------------|
| June 8, 2012 | 3-1 | W * | Tampa, Fla. |
| Oct. 12, 2012 | 2-1 | W * | North Sound, Antigua |

Argentina (2-7-2; GF 9, GA 34)

| | | | |
|----------------|------|------|-----------------------|
| May 30, 1928 | 2-11 | L ** | Amsterdam, Holland |
| July 26, 1930 | 1-6 | L ** | Montevideo, Uruguay |
| Aug. 21, 1975 | 0-6 | L | Mexico City, Mexico |
| May 19, 1991 | 0-1 | L | Palo Alto, Calif. |
| July 14, 1995 | 3-0 | W @ | Paysandu, Uruguay |
| June 13, 1999 | 1-0 | W | Washington, D.C. |
| Feb. 8, 2003 | 0-1 | L | Miami, Fla. |
| June 28, 2007 | 1-4 | L @ | Maracaibo, Venezuela |
| June 8, 2008 | 0-0 | T | East Rutherford, N.J. |
| March 26, 2011 | 1-1 | T | East Rutherford, N.J. |
| June 21, 2016 | 0-4 | L @ | Houston, Texas |

Armenia (1-0-0; GF 1, GA 0)

| | | | |
|--------------|-----|---|-------------------|
| May 15, 1994 | 1-0 | W | Fullerton, Calif. |
|--------------|-----|---|-------------------|

Australia (1-1-1; GF 3, GA 2)

| | | | |
|---------------|-----|---|--------------------------|
| June 13, 1992 | 0-1 | L | Orlando, Fla. |
| Nov. 6, 1998 | 0-0 | T | San Jose, Calif. |
| June 5, 2010 | 3-1 | W | Roodepoort, South Africa |

Austria (1-2-0; GF 4, GA 3)

| | | | |
|----------------|-----|------|-----------------|
| June 19, 1990 | 1-2 | L ** | Florence, Italy |
| April 22, 1998 | 3-0 | W | Vienna, Austria |
| Nov. 19, 2013 | 0-1 | L | Vienna, Austria |

Azerbaijan (1-0-0; GF 2, GA 0)

| | | | |
|--------------|-----|---|-----------------------|
| May 27, 2014 | 1-0 | W | San Francisco, Calif. |
|--------------|-----|---|-----------------------|

Barbados (4-0-0; GF 20, GA 0)

| | | | |
|---------------|-----|-----|----------------------|
| Aug. 16, 2000 | 7-0 | W * | Foxborough, Mass. |
| Nov. 15, 2000 | 4-0 | W * | Waterford, Barbados |
| June 15, 2008 | 8-0 | W * | Carson, Calif. |
| June 22, 2008 | 1-0 | W * | Bridgetown, Barbados |

Belgium (1-5-0; GF 6, GA 10)

| | | | |
|----------------|-----|------|---------------------|
| July 13, 1930 | 3-0 | W ** | Montevideo, Uruguay |
| April 22, 1995 | 0-1 | L | Brussels, Belgium |
| Feb. 25, 1998 | 0-2 | L | Brussels, Belgium |
| Sept. 6, 2011 | 0-1 | L | Brussels, Belgium |
| May 29, 2013 | 2-4 | L | Cleveland, Ohio |
| July 1, 2014 | 1-2 | L ** | Salvador, Brazil |

Belize (1-0-0; GF 6, GA 1)

| | | | |
|--------------|-----|-----|----------------|
| July 9, 2013 | 6-1 | W ^ | Portland, Ore. |
|--------------|-----|-----|----------------|

Bermuda (6-2-0; GF 15, GA 9)

| | | | |
|----------------|-----|-----|-------------------|
| Nov. 2, 1968 | 6-2 | W * | Kansas City, Mo. |
| Nov. 10, 1968 | 2-0 | W * | Hamilton, Bermuda |
| March 17, 1973 | 0-4 | L | Hamilton, Bermuda |
| Sept. 9, 1973 | 1-0 | W | Hartford, Conn. |
| Oct. 7, 1979 | 3-1 | W | Hamilton, Bermuda |
| Nov. 14, 1989 | 2-1 | W | Cocoa Beach, Fla. |
| Feb. 13, 1990 | 1-0 | W | Hamilton, Bermuda |
| Feb. 21, 1991 | 0-1 | L | Hamilton, Bermuda |

Bolivia (2-2-4; GF 10, GA 6)

| | | | |
|----------------|-----|-----|---------------------|
| May 23, 1993 | 0-0 | T | Fullerton, Calif. |
| Feb. 18, 1994 | 1-1 | T | Miami, Fla. |
| March 26, 1994 | 2-2 | T | Dallas, Texas |
| July 11, 1995 | 0-1 | L @ | Paysandu, Uruguay |
| June 12, 1996 | 0-2 | L | Washington, D.C. |
| Jan. 24, 1999 | 0-0 | T | Santa Cruz, Bolivia |
| May 28, 2016 | 4-0 | W | Kansas City, Kan. |
| May 28, 2018 | 3-0 | W | Chester, Pa. |

Bosnia-Herzegovina (1-0-1; GF 4, GA 3)

| | | | |
|---------------|-----|---|------------------------------|
| Aug. 14, 2013 | 4-3 | W | Sarajevo, Bosnia-Herzegovina |
| Jan. 28, 2018 | 0-0 | T | Carson, Calif. |

Brazil (1-18-0; GF 12, GA 41)

| | | | |
|---------------|-----|---------|----------------------------|
| Aug. 17, 1930 | 3-4 | L | Rio de Janeiro, Brazil |
| Feb. 26, 1992 | 0-3 | L | Fortaleza, Brazil |
| Aug. 2, 1992 | 0-1 | L | Los Angeles, Calif. |
| June 6, 1993 | 0-2 | L | New Haven, Conn. |
| July 4, 1994 | 0-1 | L** | Palo Alto, Calif. |
| July 20, 1995 | 0-1 | L@ | Maldonado, Uruguay |
| Jan. 18, 1996 | 0-1 | L | Los Angeles, Calif. |
| Feb. 10, 1998 | 1-0 | W^ | Los Angeles, Calif. |
| July 28, 1999 | 0-1 | L# | Guadalajara, Mexico |
| March 3, 2001 | 1-2 | L | Pasadena, Calif. |
| June 21, 2003 | 0-1 | L# | Lyon, France |
| July 23, 2003 | 1-2 | L (ot)^ | Miami, Fla. |
| Sept. 9, 2007 | 2-4 | L | Chicago, Ill. |
| June 18, 2009 | 0-3 | L# | Pretoria, South Africa |
| June 28, 2009 | 2-3 | L# | Johannesburg, South Africa |
| Aug. 10, 2010 | 0-2 | L | East Rutherford, N.J. |
| May 30, 2012 | 1-4 | L | Landover, Md. |
| Sept. 8, 2015 | 1-4 | L | Foxborough, Mass. |
| Sept. 7, 2018 | 0-2 | L | East Rutherford, N.J. |

Cameroon (0-0-1; GF 0, GA 0)

| | | | |
|---------------|-----|----|--------------|
| June 23, 2003 | 0-0 | T# | Lyon, France |
|---------------|-----|----|--------------|

Canada (15-9-11; GF 56, GA 35)

| | | | |
|----------------|-----|----|---------------------------|
| June 27, 1925 | 0-1 | L | Montreal, Canada |
| Nov. 8, 1925 | 6-1 | W | Brooklyn, N.Y. |
| Nov. 6, 1926 | 6-1 | W | Brooklyn, N.Y. |
| June 22, 1957 | 1-5 | L* | Toronto, Canada |
| July 6, 1957 | 2-3 | L* | St. Louis, Mo. |
| Oct. 17, 1968 | 2-4 | L* | Toronto, Canada |
| Oct. 27, 1968 | 1-0 | W* | Atlanta, Ga. |
| Aug. 20, 1972 | 2-3 | L* | St. John's, Canada |
| Aug. 29, 1972 | 2-2 | T* | Baltimore, Md. |
| Aug. 5, 1973 | 2-0 | W | Windsor, Canada |
| Sept. 24, 1976 | 1-1 | T* | Vancouver, Canada |
| Oct. 20, 1976 | 2-0 | W* | Seattle, Wash. |
| Dec. 22, 1976 | 0-3 | L* | Port-au-Prince, Haiti |
| Oct. 25, 1980 | 0-0 | T* | Ft. Lauderdale, Fla. |
| Nov. 1, 1980 | 1-2 | L* | Vancouver, Canada |
| April 2, 1985 | 0-2 | L | Vancouver, Canada |
| April 4, 1985 | 1-1 | T | Portland, Ore. |
| Feb. 5, 1986 | 0-0 | T | Miami, Fla. |
| March 16, 1991 | 2-0 | W | Los Angeles, Calif. |
| Sept. 3, 1992 | 2-0 | W | St. John's, Canada |
| Oct. 9, 1992 | 0-0 | T | Greensboro, N.C. |
| March 3, 1993 | 2-2 | T | Costa Mesa, Calif. |
| March 16, 1997 | 3-0 | W* | Palo Alto, Calif. |
| Nov. 9, 1997 | 3-0 | W* | Vancouver, Canada |
| Jan. 30, 2002 | 0-0 | T^ | Pasadena, Calif. (4-2 pk) |
| Jan. 18, 2003 | 4-0 | W | Ft. Lauderdale, Fla. |
| July 9, 2005 | 2-0 | W^ | Seattle, Wash. |
| Jan. 22, 2006 | 0-0 | T | San Diego, Calif. |
| June 21, 2007 | 2-1 | W^ | Chicago, Ill. |
| June 7, 2011 | 2-0 | W^ | Detroit, Mich. |
| June 3, 2012 | 0-0 | T | Toronto, Canada |
| Jan. 29, 2013 | 0-0 | T | Houston, Texas |
| Feb. 5, 2016 | 1-0 | W | Carson, Calif. |
| Oct. 15, 2019 | 0-2 | L | Toronto, Canada |
| Nov. 15, 2019 | 4-1 | W | Orlando, Fla. |

Cayman Islands (1-0-0; GF 8, GA 1)

| | | | |
|---------------|-----|---|-----------------------|
| Nov. 14, 1993 | 8-1 | W | Mission Viejo, Calif. |
|---------------|-----|---|-----------------------|

Chile (3-5-3; GF 14, GA 22)

| | | | |
|----------------|-----|-----|----------------------|
| July 2, 1950 | 2-5 | L** | Recife, Brazil |
| June 1, 1988 | 1-1 | T | Stockton, Calif. |
| June 3, 1988 | 1-3 | L | San Diego, Calif. |
| June 5, 1988 | 0-3 | L | Fresno, Calif. |
| April 30, 1994 | 0-2 | L | Albuquerque, N.M. |
| July 8, 1995 | 2-1 | W@ | Pasandu, Uruguay |
| Feb. 21, 1999 | 2-1 | W | Ft. Lauderdale, Fla. |
| Jan. 29, 2000 | 2-1 | W | Coquimbo, Chile |
| Jan. 22, 2011 | 1-1 | T | Carson, Calif. |
| Jan. 28, 2015 | 2-3 | L | Rancagua, Chile |
| March 26, 2019 | 1-1 | T | Houston, Texas |

China PR (5-1-2; GF 17, GA 7)

| | | | |
|---------------|-----|---|-----------------------|
| Oct. 6, 1977 | 1-1 | T | Washington, D.C. |
| Oct. 10, 1977 | 1-0 | W | Atlanta, Ga. |
| Oct. 16, 1977 | 2-1 | W | San Francisco, Calif. |
| April 4, 1992 | 5-0 | W | Palo Alto, Calif. |
| Jan. 29, 1997 | 1-2 | L | Kunming, China |
| Feb. 1, 1997 | 1-1 | T | Guangzhou, China |
| Jan. 27, 2001 | 2-1 | W | Oakland, Calif. |
| June 2, 2007 | 4-1 | W | San Jose, Calif. |

Colombia (3-13-4; GF 14, GA 28)

| | | | |
|----------------|-----|-----|-------------------------|
| Feb. 5, 1961 | 0-2 | L | Bogota, Colombia |
| Oct. 11, 1984 | 1-0 | W | Los Angeles, Calif. |
| May 14, 1988 | 0-2 | L | Miami, Fla. |
| June 24, 1989 | 0-1 | L | Miami, Fla. |
| Feb. 4, 1990 | 1-1 | T | Miami, Fla. (8-9 pk) |
| April 22, 1990 | 0-1 | L | Miami, Fla. |
| July 31, 1992 | 0-1 | L | Los Angeles, Calif. |
| May 8, 1993 | 1-2 | L | Miami, Fla. |
| June 22, 1994 | 2-1 | W** | Pasadena, Calif. |
| June 25, 1995 | 0-0 | T | Piscataway, N.J. |
| July 22, 1995 | 1-4 | L@ | Maldonado, Uruguay |
| Feb. 19, 2000 | 2-2 | T^ | Miami, Fla. (1-2 pk) |
| Feb. 3, 2001 | 0-1 | L | Miami, Fla. |
| March 9, 2005 | 3-0 | W | Fullerton, Calif. |
| July 5, 2007 | 0-1 | L@ | Barquisimeto, Venezuela |
| Oct. 12, 2010 | 0-0 | T | Chester, Pa. |
| Nov. 14, 2014 | 1-2 | L | London, England |
| June 3, 2016 | 0-2 | L@ | Santa Clara, Calif. |
| June 25, 2016 | 0-1 | L@ | Glendale, Ariz. |
| Oct. 11, 2018 | 2-4 | L | Tampa, Fla. |

Commonwealth**of Independent States (1-1-0; GF 2, GA 2)**

| | | | |
|---------------|-----|---|----------------|
| Jan. 25, 1992 | 0-1 | L | Miami, Fla. |
| Feb. 2, 1992 | 2-1 | W | Detroit, Mich. |

Costa Rica (17-16-6; GF 43, GA 45)

| | | | |
|----------------|-----|---------|----------------------|
| Aug. 19, 1975 | 1-3 | L | Mexico City, Mexico |
| May 26, 1985 | 1-1 | T* | Alajuela, Costa Rica |
| May 31, 1985 | 0-1 | L* | Torrance, Calif. |
| June 14, 1988 | 1-0 | W | San Antonio, Texas |
| April 16, 1989 | 0-1 | L* | San Jose, Costa Rica |
| April 30, 1989 | 1-0 | W* | St. Louis, Mo. |
| Feb. 2, 1990 | 0-2 | L | Miami, Fla. |
| July 3, 1991 | 3-2 | W^ | Los Angeles, Calif. |
| Nov. 24, 1991 | 1-1 | T | Dallas, Texas |
| Feb. 12, 1992 | 0-0 | T | San Jose, Costa Rica |
| July 21, 1993 | 1-0 | W (ot)^ | Dallas, Texas |
| May 28, 1995 | 1-2 | L | Tampa, Fla. |
| Dec. 1, 1996 | 1-2 | L* | San Jose, Costa Rica |
| Dec. 14, 1996 | 2-1 | W* | Palo Alto, Calif. |
| March 23, 1997 | 2-3 | L* | San Jose, Costa Rica |
| Sept. 7, 1997 | 1-0 | W* | Portland, Ore. |
| Feb. 7, 1998 | 2-1 | W^ | Oakland, Calif. |
| July 23, 2000 | 1-2 | L* | San Jose, Costa Rica |
| Oct. 11, 2000 | 0-0 | T* | Columbus, Ohio |
| April 25, 2001 | 1-0 | W* | Kansas City, Mo. |
| Sept. 5, 2001 | 0-2 | L* | San Jose, Costa Rica |
| Feb. 2, 2002 | 2-0 | W^ | Pasadena, Calif. |
| July 26, 2003 | 3-2 | W^ | Miami, Fla. |
| June 4, 2005 | 3-0 | W* | Salt Lake City, Utah |
| July 12, 2005 | 0-0 | T^ | Foxborough, Mass. |
| Oct. 8, 2005 | 0-3 | L* | San Jose, Costa Rica |
| June 3, 2009 | 1-3 | L* | San Jose, Costa Rica |
| Oct. 14, 2009 | 2-2 | T | Washington, D.C. |
| Sept. 2, 2011 | 0-1 | L | Carson, Calif. |
| March 22, 2013 | 1-0 | W* | Commerce City, Colo. |
| July 16, 2013 | 1-0 | W^ | East Hartford, Conn. |
| Sept. 6, 2013 | 1-3 | L* | San Jose, Costa Rica |
| Oct. 13, 2015 | 0-1 | L | Harrison, N.J. |
| June 7, 2016 | 4-0 | W@ | Chicago, Ill. |
| Nov. 15, 2016 | 0-4 | L* | San Jose, Costa Rica |
| July 22, 2017 | 2-0 | W^ | Arlington, Texas |
| Sept. 1, 2017 | 0-2 | L* | Harrison, N.J. |
| Feb. 2, 2019 | 2-0 | W | San Jose, Calif. |
| Feb. 1, 2020 | 1-0 | W | Carson, Calif. |

Cuba (12-1-1; GF 51, GA 11)

| | | | |
|----------------|-----|-----|-----------------------------|
| July 20, 1947 | 2-5 | L % | Havana, Cuba |
| Sept. 14, 1949 | 1-1 | T * | Mexico City, Mexico |
| Sept. 21, 1949 | 5-2 | W * | Mexico City, Mexico |
| Feb. 1, 1998 | 3-0 | W ^ | Oakland, Calif. |
| Jan. 21, 2002 | 1-0 | W ^ | Pasadena, Calif. |
| July 19, 2003 | 5-0 | W ^ | Foxborough, Mass. |
| July 7, 2005 | 4-1 | W ^ | Seattle, Wash. |
| Sept. 6, 2008 | 1-0 | W * | Havana, Cuba |
| Oct. 11, 2008 | 6-1 | W * | Washington, D.C. |
| July 13, 2013 | 4-1 | W ^ | Sandy, Utah |
| July 18, 2015 | 6-0 | W ^ | Baltimore, Md. |
| Oct. 7, 2016 | 2-0 | W | Havana, Cuba |
| Oct. 11, 2019 | 7-0 | W & | Washington, D.C. |
| Nov. 19, 2019 | 4-0 | W & | George Town, Cayman Islands |

Curaçao (2-0-1; GF 5, GA 0)

| | | | |
|----------------|-----|-----|-------------------------------|
| Sept. 29, 1984 | 0-0 | T * | Curacao, Netherlands Antilles |
| Oct. 6, 1984 | 4-0 | W * | St. Louis, Mo. |
| June 30, 2019 | 1-0 | W ^ | Philadelphia, Pa. |

Czechoslovakia (0-1-0; GF 1, GA 5)

| | | | |
|---------------|-----|------|-----------------|
| June 10, 1990 | 1-5 | L ** | Florence, Italy |
|---------------|-----|------|-----------------|

Note: Czechoslovakia's history is officially recognized by both the Czech Republic and Slovakia.

Czech Republic (1-2-0; GF 3, GA 7)

| | | | |
|---------------|-----|------|------------------------|
| June 12, 2006 | 0-3 | L ** | Gelsenkirchen, Germany |
| May 25, 2010 | 2-4 | L | East Hartford, Conn. |
| Sept. 3, 2014 | 1-0 | W | Prague, Czech Republic |

Denmark (1-3-3; GF 10, GA 14)

| | | | |
|----------------|-----|---|--------------------|
| Jan. 30, 1993 | 2-2 | T | Tempe, Ariz. |
| Feb. 10, 1994 | 0-0 | T | Hong Kong (2-4 pk) |
| Jan. 22, 1997 | 1-4 | L | Pasadena, Calif. |
| Jan. 18, 2004 | 1-1 | T | Carson, Calif. |
| Jan. 20, 2007 | 3-1 | W | Carson, Calif. |
| Nov. 18, 2009 | 1-3 | L | Aarhus, Denmark |
| March 25, 2015 | 2-3 | L | Aarhus, Denmark |

East Germany (0-2-0; GF 3, GA 5)

| | | | |
|----------------|-----|---|----------------------|
| March 28, 1990 | 2-3 | L | Berlin, East Germany |
| July 28, 1990 | 1-2 | L | Milwaukee, Wis. |

Ecuador (5-5-5; GF 11, GA 12)

| | | | |
|----------------|-----|-----|-------------------|
| Nov. 30, 1984 | 0-0 | T | Long Island, N.Y. |
| Dec. 2, 1984 | 2-2 | T | Miami, Fla. |
| June 7, 1988 | 0-1 | L | Albuquerque, N.M. |
| June 10, 1988 | 0-2 | L | Houston, Texas |
| June 12, 1988 | 0-0 | T | Ft. Worth, Texas |
| June 19, 1993 | 0-2 | L @ | Quito, Ecuador |
| Aug. 7, 1997 | 0-1 | L | Baltimore, Md. |
| June 7, 2001 | 0-0 | T | Columbus, Ohio |
| March 10, 2002 | 1-0 | W | Birmingham, Ala. |
| March 25, 2007 | 3-1 | W | Tampa, Fla. |
| Oct. 11, 2011 | 0-1 | L | Harrison, N.J. |
| Oct. 10, 2014 | 1-1 | T | Hartford, Conn. |
| May 25, 2016 | 1-0 | W | Frisco, Texas |
| June 16, 2016 | 2-1 | W @ | Seattle, Wash. |
| March 21, 2019 | 1-0 | W | Orlando, Fla. |

Egypt (1-1-0; GF 4, GA 3)

| | | | |
|---------------|-----|-----|--------------------------|
| June 8, 1987 | 1-3 | L | Seoul, South Korea |
| June 21, 2009 | 3-0 | W # | Rustenburg, South Africa |

El Salvador (18-1-5; GF 60, GA 15)

| | | | |
|----------------|-----|-----|---------------------------|
| Sept. 15, 1977 | 2-1 | W | San Salvador, El Salvador |
| Sept. 30, 1977 | 0-0 | T | Los Angeles, Calif. |
| Oct. 9, 1984 | 3-1 | W | Los Angeles, Calif. |
| Sept. 17, 1989 | 1-0 | W * | Tegucigalpa, Honduras |
| Nov. 5, 1989 | 0-0 | T * | St. Louis, Mo. |
| Feb. 19, 1992 | 0-2 | L | San Salvador, El Salvador |
| March 23, 1993 | 2-2 | T | San Salvador, El Salvador |
| Dec. 5, 1993 | 7-0 | W | Los Angeles, Calif. |
| Jan. 16, 1996 | 2-0 | W ^ | Anaheim, Calif. |
| Aug. 30, 1996 | 3-1 | W | Los Angeles, Calif. |
| June 29, 1997 | 1-1 | T * | San Salvador, El Salvador |
| Nov. 16, 1997 | 4-2 | W * | Foxborough, Mass. |
| Jan. 27, 2002 | 4-0 | W ^ | Pasadena, Calif. |
| Nov. 17, 2002 | 2-0 | W | Washington, D.C. |
| July 12, 2003 | 2-0 | W ^ | Foxborough, Mass. |
| Sept. 4, 2004 | 2-0 | W * | Foxborough, Mass. |
| Oct. 10, 2004 | 2-0 | W * | San Salvador, El Salvador |
| June 12, 2007 | 4-0 | W ^ | Foxborough, Mass. |
| March 28, 2009 | 2-2 | T * | San Salvador, El Salvador |
| Sept. 5, 2009 | 2-1 | W * | Sandy, Utah |
| Feb. 24, 2010 | 2-1 | W | Tampa, Fla. |
| July 21, 2013 | 5-1 | W ^ | Baltimore, Md. |
| July 19, 2017 | 2-0 | W ^ | Philadelphia, Pa. |
| Dec. 9, 2020 | 6-0 | W | Fort Lauderdale, Fla. |

England (2-8-1; GF 9, GA 39)

| | | | |
|---------------|------|------|--------------------------|
| June 29, 1950 | 1-0 | W ** | Belo Horizonte, Brazil |
| June 8, 1953 | 3-6 | L | New York, N.Y. |
| May 28, 1959 | 1-8 | L | Los Angeles, Calif. |
| May 27, 1964 | 0-10 | L | New York, N.Y. |
| June 16, 1985 | 0-5 | L | Los Angeles, Calif. |
| June 9, 1993 | 2-0 | W | Foxborough, Mass. |
| Sept. 7, 1994 | 0-2 | L | London, England |
| May 28, 2005 | 1-2 | L | Chicago, Ill. |
| May 28, 2008 | 0-2 | L | London, England |
| June 12, 2010 | 1-1 | T ** | Rustenburg, South Africa |
| Nov. 15, 2018 | 0-3 | L | London, England |

Estonia (2-0-0; GF 5, GA 0)

| | | | |
|--------------|-----|------|-------------------|
| May 25, 1924 | 1-0 | W ++ | Paris, France |
| May 7, 1994 | 4-0 | W | Fullerton, Calif. |

Finland (1-0-0; GF 2, GA 1)

| | | | |
|----------------|-----|---|-------------|
| March 10, 1990 | 2-1 | W | Tampa, Fla. |
|----------------|-----|---|-------------|

France (0-3-1; GF 1, GA 11)

| | | | |
|---------------|-----|---|-----------------------|
| May 2, 1979 | 0-6 | L | East Rutherford, N.J. |
| Oct. 10, 1979 | 0-3 | L | Paris, France |
| Nov. 11, 2011 | 0-1 | L | Saint-Denis, France |
| June 9, 2018 | 1-1 | T | Lyon, France |

Germany (4-7-0; GF 17, GA 23)

| | | | |
|----------------|-----|------|-----------------------|
| June 13, 1993 | 3-4 | L | Chicago, Ill. |
| Dec. 18, 1993 | 0-3 | L | Palo Alto, Calif. |
| June 15, 1998 | 0-2 | L ** | Paris, France |
| Feb. 6, 1999 | 3-0 | W | Jacksonville, Fla. |
| July 30, 1999 | 2-0 | W # | Guadalajara, Mexico |
| March 27, 2002 | 2-4 | L | Rostock, Germany |
| June 21, 2002 | 0-1 | L ** | Ulsan, Korea Republic |
| March 22, 2006 | 1-4 | L | Dortmund, Germany |
| June 2, 2013 | 4-3 | W | Washington, D.C. |
| June 26, 2014 | 0-1 | L ** | Recife, Brazil |
| June 10, 2015 | 2-1 | W | Cologne, Germany |

Ghana (2-2-0; GF 6, GA 6)

| | | | |
|---------------|-----|-----------|--------------------------|
| June 22, 2006 | 1-2 | L ** | Nuremberg, Germany |
| June 26, 2010 | 1-2 | L ** (ot) | Rustenburg, South Africa |
| June 16, 2014 | 2-1 | W ** | Natal, Brazil |
| July 1, 2017 | 2-1 | W | East Hartford, Conn. |

Greece (0-0-1; GF 1, GA 1)

| | | | |
|--------------|-----|---|------------------|
| May 28, 1994 | 1-1 | T | New Haven, Conn. |
|--------------|-----|---|------------------|

ALL-TIME HEAD-TO-HEAD RESULTS

89

USMNT
MNT HISTORY
WORLD CUP HISTORY
PROGRAMS
COMPETITIONS
U.S. HISTORY & INFO

Grenada (3-0-0; GF 10, GA 2)

| | | | |
|---------------|-----|-----|-----------------------|
| June 13, 2004 | 3-0 | W * | Columbus, Ohio |
| June 20, 2004 | 3-2 | W * | St. George's, Grenada |
| July 4, 2009 | 4-0 | W ^ | Seattle, Wash. |

Guadeloupe (1-0-0; GF 1, GA 0)

| | | | |
|---------------|-----|-----|-------------------|
| June 14, 2011 | 1-0 | W ^ | Kansas City, Kan. |
|---------------|-----|-----|-------------------|

Guatemala (16-5-6; GF 47, GA 19)

| | | | |
|----------------|-----|-----|---------------------------|
| Sept. 18, 1977 | 1-3 | L | Guatemala City, Guatemala |
| Sept. 25, 1977 | 0-2 | L | Guatemala City, Guatemala |
| Oct. 14, 1984 | 0-4 | L | Guatemala City, Guatemala |
| Jan. 10, 1988 | 0-1 | L | Guatemala City, Guatemala |
| Jan. 13, 1988 | 1-0 | W | Guatemala City, Guatemala |
| June 17, 1989 | 2-1 | W * | New Britain, Conn. |
| Oct. 8, 1989 | 0-0 | T * | Guatemala City, Guatemala |
| July 1, 1991 | 3-0 | W ^ | Pasadena, Calif. |
| Jan. 21, 1996 | 3-0 | W ^ | Los Angeles, Calif. |
| Nov. 3, 1996 | 2-0 | W * | Washington, D.C. |
| Dec. 21, 1996 | 2-2 | T * | San Salvador, El Salvador |
| March 11, 1999 | 3-1 | W | Los Angeles, Calif. |
| July 16, 2000 | 1-1 | T * | Mazatenango, Guatemala |
| Sept. 3, 2000 | 1-0 | W * | Washington, D.C. |
| March 30, 2005 | 2-0 | W * | Birmingham, Ala. |
| Sept. 7, 2005 | 0-0 | T * | Guatemala City, Guatemala |
| Feb. 19, 2006 | 4-0 | W | Frisco, Texas |
| March 28, 2007 | 0-0 | T | Frisco, Texas |
| June 7, 2007 | 1-0 | W ^ | Carson, Calif. |
| Aug. 20, 2008 | 1-0 | W * | Guatemala City, Guatemala |
| Nov. 19, 2008 | 2-0 | W * | Commerce City, Colo. |
| June 12, 2012 | 1-1 | T * | Guatemala City, Guatemala |
| Oct. 16, 2012 | 3-1 | W * | Kansas City, Kan. |
| July 5, 2013 | 6-0 | W | San Diego, Calif. |
| July 3, 2015 | 4-0 | W | Nashville, Tenn. |
| March 25, 2016 | 0-2 | L * | Guatemala City, Guatemala |
| March 29, 2016 | 4-0 | W * | Columbus, Ohio |

Guyana (1-0-0; GF 4, GA 0)

| | | | |
|---------------|-----|-----|-----------------|
| June 18, 2019 | 4-0 | W ^ | St. Paul, Minn. |
|---------------|-----|-----|-----------------|

Haiti (6-6-5; GF 23, GA 19)

| | | | |
|----------------|-----|-----|-----------------------|
| April 3, 1954 | 3-2 | W * | Port-au-Prince, Haiti |
| April 4, 1954 | 3-0 | W * | Port-au-Prince, Haiti |
| Oct. 20, 1968 | 6-3 | W | Port-au-Prince, Haiti |
| Oct. 21, 1968 | 2-5 | L | Port-au-Prince, Haiti |
| Oct. 23, 1968 | 0-1 | L | Port-au-Prince, Haiti |
| April 20, 1969 | 0-2 | L * | Port-au-Prince, Haiti |
| May 11, 1969 | 0-1 | L * | San Diego, Calif. |
| Nov. 3, 1973 | 0-1 | L | Port-au-Prince, Haiti |
| Nov. 5, 1973 | 0-1 | L | Port-au-Prince, Haiti |
| Nov. 10, 1976 | 0-0 | T | Port-au-Prince, Haiti |
| Nov. 12, 1976 | 0-0 | T | Port-au-Prince, Haiti |
| Nov. 14, 1976 | 0-0 | T | Port-au-Prince, Haiti |
| April 8, 1983 | 2-0 | W | Port-au-Prince, Haiti |
| Feb. 12, 2000 | 3-0 | W ^ | Miami, Fla. |
| March 13, 2004 | 1-1 | T | Miami, Fla. |
| July 11, 2009 | 2-2 | T ^ | Foxborough, Mass. |
| July 10, 2015 | 1-0 | W ^ | Foxborough, Mass. |

Honduras (16-4-5; GF 46, GA 23)

| | | | |
|----------------|-----|-----|------------------------------|
| March 17, 1965 | 1-0 | W * | San Pedro Sula, Honduras |
| March 21, 1965 | 1-1 | T * | Tegucigalpa, Honduras |
| July 7, 1991 | 0-0 | T ^ | Los Angeles, Calif. (4-3 pk) |
| March 25, 1993 | 1-4 | L | Tegucigalpa, Honduras |
| July 17, 1993 | 1-0 | W ^ | Dallas, Texas |
| Dec. 11, 1994 | 1-1 | T | Fullerton, Calif. |
| March 28, 2001 | 2-1 | W * | San Pedro Sula, Honduras |
| Sept. 1, 2001 | 2-3 | L * | Washington, D.C. |
| March 2, 2002 | 4-0 | W | Seattle, Wash. |
| June 2, 2004 | 4-0 | W | Foxborough, Mass. |
| March 19, 2005 | 1-0 | W | Albuquerque, N.M. |
| July 21, 2005 | 2-1 | W ^ | East Rutherford, N.J. |
| June 6, 2009 | 2-1 | W * | Chicago, Ill. |
| July 8, 2009 | 2-0 | W ^ | Washington, D.C. |
| July 23, 2009 | 2-0 | W ^ | Chicago, Ill. |
| Oct. 10, 2009 | 3-2 | W * | San Pedro Sula, Honduras |
| Jan. 23, 2010 | 1-3 | L | Carson, Calif. |
| Oct. 8, 2011 | 1-0 | W | Miami, Fla. |
| Feb. 6, 2013 | 1-2 | L * | San Pedro Sula, Honduras |
| June 18, 2013 | 1-0 | W * | Sandy, Utah |
| July 24, 2013 | 3-1 | W ^ | Arlington, Texas |
| Oct. 14, 2014 | 1-1 | T | Boca Raton, Fla. |
| July 7, 2015 | 2-1 | W ^ | Frisco, Texas |
| March 24, 2017 | 6-0 | W * | San Jose, Calif. |
| Sept. 5, 2017 | 1-1 | T * | San Pedro Sula, Honduras |

Hungary (1-1-1; GF 2, GA 2)

| | | | |
|----------------|-----|---|-------------------|
| Oct. 26, 1979 | 2-0 | W | Budapest, Hungary |
| March 20, 1990 | 0-2 | L | Budapest, Hungary |
| March 10, 1993 | 0-0 | T | Nagoya, Japan |

Iceland (3-2-2; GF 12, GA 9)

| | | | |
|----------------|-----|---|--------------------|
| Aug. 25, 1955 | 2-3 | L | Reykjavik, Iceland |
| Sept. 3, 1978 | 0-0 | T | Reykjavik, Iceland |
| April 8, 1990 | 4-1 | W | St. Louis, Mo. |
| April 17, 1993 | 1-1 | T | Costa Mesa, Calif. |
| Aug. 31, 1993 | 1-0 | W | Reykjavik, Iceland |
| April 24, 1994 | 1-2 | L | San Diego, Calif. |
| Jan. 31, 2016 | 3-2 | W | Carson, Calif. |

Iran (0-1-1; GF 2, GA 3)

| | | | |
|---------------|-----|------|------------------|
| June 21, 1998 | 1-2 | L ** | Lyon, France |
| Jan. 16, 2000 | 1-1 | T | Pasadena, Calif. |

Ireland (2-6-2; GF 14, GA 22)

| | | | |
|----------------|-----|---|-------------------|
| June 16, 1924 | 1-3 | L | Dublin, Ireland |
| Oct. 29, 1979 | 2-3 | L | Dublin, Ireland |
| June 1, 1991 | 1-1 | T | Foxborough, Mass. |
| April 29, 1992 | 1-4 | L | Dublin, Ireland |
| May 30, 1992 | 3-1 | W | Washington D.C. |
| June 9, 1996 | 2-1 | W | Foxborough, Mass. |
| June 6, 2000 | 1-1 | T | Foxborough, Mass. |
| April 17, 2002 | 1-2 | L | Dublin, Ireland |
| Nov. 18, 2014 | 1-4 | L | Dublin, Ireland |
| June 2, 2018 | 1-2 | L | Dublin, Ireland |

Israel (1-3-1; GF 6, GA 13)

| | | | |
|----------------|-----|---|--------------------|
| Sept. 15, 1968 | 3-3 | T | New York, N.Y. |
| Sept. 25, 1968 | 0-4 | L | Philadelphia, Pa. |
| Nov. 13, 1973 | 1-3 | L | Tel-Aviv, Israel |
| Nov. 15, 1973 | 0-2 | L | Beersheba, Israel |
| June 17, 1997 | 2-1 | W | Jacksonville, Fla. |

Italy (1-8-3; GF 5, GA 33)

| | | | |
|---------------|-----|------|-------------------------|
| May 27, 1934 | 1-7 | L ** | Rome, Italy |
| Aug. 3, 1936 | 0-1 | L ++ | Berlin, Germany |
| Aug. 2, 1948 | 0-9 | L ++ | London, England |
| July 16, 1952 | 0-8 | L ++ | Tampere, Finland |
| May 30, 1984 | 0-0 | T | East Rutherford, N.J. |
| June 14, 1990 | 0-1 | L ** | Rome, Italy |
| June 6, 1992 | 1-1 | T | Chicago, Ill. |
| Feb. 13, 2002 | 0-1 | L | Catania, Italy |
| June 17, 2006 | 1-1 | T ** | Kaiserslautern, Germany |
| June 15, 2009 | 1-3 | L # | Pretoria, South Africa |
| Feb. 29, 2012 | 1-0 | W | Genoa, Italy |
| Nov. 20, 2018 | 0-1 | L | Genk, Belgium |

Ivory Coast (1-0-0; GF 5, GA 2)

Oct. 19, 1992 5-2 W # Riyadh, Saudi Arabia

Jamaica (16-3-8; GF 44, GA 18)

July 24, 1988 0-0 T * Kingston, Jamaica
 Aug. 13, 1988 5-1 W * St. Louis, Mo.
 Sept. 14, 1991 1-0 W High Point, N.C.
 July 10, 1993 1-0 W ^ Dallas, Texas
 Nov. 7, 1993 1-0 W Fullerton, Calif.
 Nov. 22, 1994 3-0 W Kingston, Jamaica
 March 2, 1997 0-0 T * Kingston, Jamaica
 Oct. 3, 1997 1-1 T * Washington, D.C.
 Sept. 8, 1999 2-2 T Kingston, Jamaica
 June 16, 2001 0-0 T * Kingston, Jamaica
 Oct. 7, 2001 2-1 W * Foxborough, Mass.
 May 16, 2002 5-0 W East Rutherford, N.J.
 Feb. 12, 2003 2-1 W Kingston, Jamaica
 Aug. 18, 2004 1-1 T * Kingston, Jamaica
 Nov. 17, 2004 1-1 T * Columbus, Ohio
 July 16, 2005 3-1 W ^ Foxborough, Mass.
 April 11, 2006 1-1 T Cary, N.C.
 June 19, 2011 2-0 W ^ Washington, D.C.
 Sept. 7, 2012 1-2 L * Kingston, Jamaica
 Sept. 11, 2012 1-0 W * Columbus, Ohio
 June 7, 2013 2-1 W * Kingston, Jamaica
 Oct. 11, 2013 2-0 W * Kansas City, Kan.
 July 22, 2015 1-2 L ^ Atlanta, Ga.
 Feb. 5, 2017 1-0 W Chattanooga, Tenn.
 July 26, 2017 2-1 W ^ Santa Clara, Calif.
 June 5, 2019 0-1 L Washington, D.C.
 July 3, 2019 3-1 W ^ Nashville, Tenn.

Japan (1-1-0; GF 4, GA 5)

March 14, 1993 1-3 L Tokyo, Japan
 Feb. 10, 2006 3-2 W San Francisco, Calif.

Korea DPR (0-1-0; GF 1, GA 2)

Oct. 19, 1991 1-2 L Washington, D.C.

Korea Republic (2-3-2; GF 7, GA 7)

June 12, 1987 0-1 L Busan, Korea Republic
 Aug. 13, 1989 1-2 L Los Angeles, Calif.
 March 12, 1994 1-1 T Fullerton, Calif.
 Dec. 9, 2001 0-1 L Seogwipo, Korea Republic
 Jan. 19, 2002 2-1 W ^ Pasadena, Calif.
 June 10, 2002 1-1 T ** Daegu, Korea Republic
 Feb. 1, 2014 2-0 W Carson, Calif.

Kuwait (1-0-0; GF 2, GA 0)

May 24, 1998 2-0 W Portland, Ore.

Latvia (1-0-0; GF 1, GA 0)

May 28, 2006 1-0 W East Hartford, Conn.

Liechtenstein (1-0-0; GF 4, GA 1)

May 30, 1990 4-1 W S. Eschen-Mauren, Liech.

Luxembourg (1-0-0; GF 2, GA 0)

Oct. 5, 1980 2-0 W Dudelange, Luxembourg

Macedonia (0-0-1; GF 0, GA 0)

May 16, 1998 0-0 T San Jose, Calif.

Malta (1-0-0; GF 1, GA 0)

May 5, 1990 1-0 W Piscataway, N.J.

Martinique (2-0-0; GF 5, GA 2)

July 14, 2003 2-0 W ^ Foxborough, Mass.
 July 12, 2017 3-2 W ^ Tampa, Fla.

Mexico (19-36-15; GF 79, GA 141)

May 24, 1934 4-2 W * Rome, Italy
 Sept. 12, 1937 2-7 L Mexico City, Mexico
 Sept. 19, 1937 3-7 L Mexico City, Mexico
 Sept. 26, 1937 1-5 L Mexico City, Mexico
 July 13, 1947 0-5 L % Havana, Cuba
 Sept. 4, 1949 0-6 L * Mexico City, Mexico
 Sept. 18, 1949 2-6 L * Mexico City, Mexico
 Jan. 10, 1954 0-4 L * Mexico City, Mexico
 Jan. 14, 1954 1-3 L * Mexico City, Mexico
 April 7, 1957 0-6 L * Mexico City, Mexico
 April 28, 1957 2-7 L * Long Beach, Calif.
 Nov. 6, 1960 3-3 T * Los Angeles, Calif.
 Nov. 13, 1960 0-3 L * Mexico City, Mexico
 March 7, 1965 2-2 T * Los Angeles, Calif.
 March 12, 1965 0-2 L * Mexico City, Mexico
 Sept. 3, 1972 1-3 L * Mexico City, Mexico
 Sept. 10, 1972 1-2 L * Los Angeles, Calif.
 Oct. 16, 1973 0-2 L Puebla, Mexico
 Sept. 5, 1974 1-3 L Monterrey, Mexico
 Sept. 8, 1974 0-1 L Dallas, Texas
 Aug. 25, 1975 0-2 L Mexico City, Mexico
 Oct. 3, 1976 0-0 T * Los Angeles, Calif.
 Oct. 15, 1976 0-3 L * Puebla, Mexico
 Sept. 27, 1977 0-3 L Monterrey, Mexico
 Nov. 9, 1980 1-5 L * Mexico City, Mexico
 Nov. 23, 1980 2-1 W * Ft. Lauderdale, Fla.
 Oct. 17, 1984 1-2 L Mexico City, Mexico
 March 12, 1991 2-2 T Los Angeles, Calif.
 July 5, 1991 2-0 W ^ Los Angeles, Calif.
 July 25, 1993 0-4 L ^ Mexico City, Mexico
 Oct. 13, 1993 1-1 T Washington, D.C.
 June 4, 1994 1-0 W Pasadena, Calif.
 June 18, 1995 4-0 W Washington, D.C.
 July 17, 1995 0-0 T @ Paysandu, Uruguay (4-1 pk)
 June 16, 1996 2-2 T Pasadena, Calif.
 Jan. 19, 1997 0-2 L Pasadena, Calif.
 April 20, 1997 2-2 T * Foxborough, Mass.
 Nov. 2, 1997 0-0 T * Mexico City, Mexico
 Feb. 15, 1998 0-1 L ^ Los Angeles, Calif.
 March 13, 1999 1-2 L San Diego, Calif.
 Aug. 1, 1999 0-1 L (ot) # Mexico City, Mexico
 June 11, 2000 3-0 W East Rutherford, N.J.
 Oct. 25, 2000 2-0 W Los Angeles, Calif.
 Feb. 28, 2001 2-0 W * Columbus, Ohio
 July 1, 2001 0-1 L * Mexico City, Mexico
 April 3, 2002 1-0 W Denver, Colo.
 June 17, 2002 2-0 W ** Jeonju, Korea Republic
 May 8, 2003 0-0 T Houston, Texas
 April 28, 2004 1-0 W Dallas, Texas
 March 27, 2005 1-2 L * Mexico City, Mexico
 Sept. 3, 2005 2-0 W * Columbus, Ohio
 Feb. 7, 2007 2-0 W Glendale, Ariz.
 June 24, 2007 2-1 W ^ Chicago, Ill.
 Feb. 6, 2008 2-2 T Houston, Texas
 Feb. 11, 2009 2-0 W * Columbus, Ohio
 July 26, 2009 0-5 L ^ East Rutherford, N.J.
 Aug. 12, 2009 1-2 L * Mexico City, Mexico
 June 25, 2011 2-4 L ^ Pasadena, Calif.
 Aug. 10, 2011 1-1 T Philadelphia, Pa.
 Aug. 15, 2012 1-0 W Mexico City, Mexico
 March 26, 2013 0-0 T * Mexico City, Mexico
 Sep. 10, 2013 2-0 W * Columbus, Ohio
 April 2, 2014 2-2 T Glendale, Ariz.
 April 15, 2015 2-0 W San Antonio, Texas
 Oct. 10, 2015 2-3 L (ot)+ Pasadena, Calif.
 Nov. 11, 2016 1-2 L * Columbus, Ohio
 June 11, 2017 1-1 T * Mexico City, Mexico
 Sept. 11, 2018 1-0 W Nashville, Tenn.
 July 7, 2019 0-1 L ^ Chicago, Ill.
 Sept. 6, 2019 0-3 L East Rutherford, N.J.

Moldova (1-0-1; GF 4, GA 1)

April 16, 1994 1-1 T Jacksonville, Fla.
 April 20, 1994 3-0 W Davidson, N.C.

ALL-TIME HEAD-TO-HEAD RESULTS

91

USMNT

MNT HISTORY

WORLD CUP HISTORY

PROGRAMS

COMPETITIONS

U.S. HISTORY & INFO

Morocco (0-3-0; GF 2, GA 3)

March 18, 1992 1-3 L Casablanca, Morocco
 Nov. 17, 1999 1-2 L Marrakech, Morocco
 May 23, 2006 0-1 L Nashville, Tenn.

Netherlands (1-4-0; GF 5, GA 10)

Feb. 21, 1998 0-2 L Miami, Fla.
 May 19, 2002 0-2 L Foxborough, Mass.
 Feb. 18, 2004 0-1 L Amsterdam, Netherlands
 March 3, 2010 1-2 L Amsterdam, Netherlands
 June 5, 2015 4-3 W Amsterdam, Netherlands

New Zealand (2-0-1; GF 5, GA 3)

July 24, 1999 2-1 W # Guadalajara, Mexico
 June 8, 2003 2-1 W Richmond, Va.
 Oct. 11, 2016 1-1 T Washington, D.C.

Nicaragua (1-0-0; GF 3, GA 0)

July 15, 2017 3-0 W ^ Cleveland, Ohio

Nigeria (2-0-0; GF 5, GA 3)

June 11, 1995 3-2 W Boston, Mass.
 June 7, 2014 2-1 W Jacksonville, Fla.

Northern Ireland (0-1-0; GF 0, GA 5)

Aug. 11, 1948 0-5 L Belfast, Northern Ireland

Norway (2-2-1; GF 8, GA 14)

Sept. 3, 1916 1-1 T Oslo, Norway
 Aug. 6, 1948 0-11 L Oslo, Norway
 Sept. 8, 1993 0-1 L Oslo, Norway
 Jan. 15, 1994 2-1 W Tempe, Ariz.
 Jan. 29, 2006 5-0 W Carson, Calif.

Panama (16-1-6; GF 47, GA 14)

July 14, 1993 2-1 W ^ Dallas, Texas
 Sept. 9, 2004 1-1 T * Panama City, Panama
 Oct. 13, 2004 6-0 W * Washington, D.C.
 June 8, 2005 3-0 W * Panama City, Panama
 July 24, 2005 0-0 T ^ East Rutherford, N.J. (3-1 pk)
 Oct. 12, 2005 2-0 W * Foxborough, Mass.
 June 16, 2007 2-1 W ^ Foxborough, Mass.
 July 18, 2009 2-1 W ^ Philadelphia, Pa.
 June 11, 2011 1-2 L ^ Tampa, Fla.
 June 22, 2011 1-0 W ^ Houston, Texas
 Jan. 25, 2012 1-0 W Panama City, Panama
 June 11, 2013 2-0 W * Seattle, Wash.
 July 28, 2013 1-0 W ^ Chicago, Ill.
 Oct. 15, 2013 3-2 W * Panama City, Panama
 Feb. 8, 2015 2-0 W Carson, Calif.
 July 13, 2015 1-1 T ^ Kansas City, Kan.
 July 25, 2015 1-1 T ^ Chester, Pa. (2-3 pk)
 March 28, 2017 1-1 T * Panama City, Panama
 July 8, 2017 1-1 T ^ Nashville, Tenn.
 Oct. 6, 2017 4-0 W * Orlando, Fla.
 Jan. 27, 2019 3-0 W Glendale, Ariz.
 June 26, 2019 1-0 W ^ Kansas City, Kan.
 Nov. 16, 2020 6-2 W Wiener Neustadt, Austria

Paraguay (4-2-2; GF 10, GA 6)

July 17, 1930 3-0 W ** Montevideo, Uruguay
 June 4, 1997 0-0 T St. Louis, Mo.
 March 14, 1998 2-2 T San Diego, Calif.
 July 6, 2003 2-0 W Columbus, Ohio
 July 2, 2007 1-3 L @ Barinas, Venezuela
 March 29, 2011 0-1 L Nashville, Tenn.
 June 11, 2016 1-0 W Philadelphia, Pa.
 March 27, 2018 1-0 W Cary, N.C.

Peru (3-2-2; GF 8, GA 7)

June 4, 1989 3-0 W East Rutherford, N.J.
 May 26, 1993 0-0 T Mission Viejo, Calif.
 Oct. 16, 1996 1-4 L Lima, Peru
 Jan. 17, 1997 0-1 L San Diego, Calif.
 Feb. 16, 2000 1-0 W ^ Miami, Fla.
 Sept. 4, 2015 2-1 W Washington, D.C.
 Oct. 16, 2018 1-1 T East Hartford, Conn.

Poland (7-7-3; GF 22, GA 36)

June 10, 1924 3-2 W Warsaw, Poland
 June 10, 1928 3-3 T Warsaw, Poland
 March 20, 1973 0-4 L Lodz, Poland
 Aug. 3, 1973 0-1 L Chicago, Ill.
 Aug. 10, 1973 0-4 L San Francisco, Calif.
 Aug. 12, 1973 1-0 W New Britain, Conn.
 March 26, 1975 0-7 L Poznan, Poland
 June 24, 1975 0-4 L Seattle, Wash.
 July 13, 1988 0-2 L New Britain, Conn.
 May 9, 1990 3-1 W Hershey, Pa.
 Oct. 10, 1990 3-2 W Warsaw, Poland
 June 14, 2002 1-3 L ** Daejeon, Korea Republic
 March 31, 2004 1-0 W Plock, Poland
 July 11, 2004 1-1 T Chicago, Ill.
 March 1, 2006 1-0 W Kaiserslautern, Germany
 March 26, 2008 3-0 W Krakow, Poland
 Oct. 9, 2010 2-2 T Chicago, Ill.

Portugal (2-2-3; GF 8, GA 8)

Sept. 20, 1978 0-1 L Benfica, Portugal
 Oct. 7, 1980 1-1 T Lisbon, Portugal
 Dec. 19, 1990 0-1 L Porto, Portugal
 June 3, 1992 1-0 W Chicago, Ill.
 June 5, 2002 3-2 W ** Suwon, Korea Republic
 June 22, 2014 2-2 T ** Manaus, Brazil
 Nov. 14, 2017 1-1 T Leiria, Portugal

Puerto Rico (1-0-0; GF 3, GA 1)

May 22, 2016 3-1 W Bayamon, Puerto Rico

Romania (1-2-1; GF 4, GA 4)

Aug. 28, 1991 2-0 W Brasov, Romania
 Feb. 6, 1993 1-1 T Santa Barbara, Calif.
 Feb. 13, 1994 1-2 L Hong Kong
 June 26, 1994 0-1 L ** Pasadena, Calif.

Russia (0-2-3; GF 3, GA 6)

Feb. 13, 1993 0-1 L Orlando, Fla.
 Feb. 21, 1993 0-0 T Palo Alto, Calif.
 Jan. 29, 1994 1-1 T Seattle, Wash.
 April 26, 2000 0-2 L Moscow, Russia
 Nov. 14, 2012 2-2 T Krasnodar, Russia

Saint Vincent and the Grenadines (2-0-0; GF 12, GA 1)

Nov. 13, 2015 6-1 W * St. Louis, Mo.
 Sept. 2, 2016 6-0 W * Kingstown, St. Vincent

Saudi Arabia (3-2-1; GF 9, GA 8)

Oct. 15, 1992 0-3 L # Riyadh, Saudi Arabia
 April 9, 1993 2-0 W Riyadh, Saudi Arabia
 May 25, 1994 0-0 T Piscataway, N.J.
 Oct. 19, 1994 1-2 L Dhahran, Saudi Arabia
 Oct. 8, 1995 4-3 W Washington, D.C.
 Aug. 3, 1999 2-0 W # Guadalajara, Mexico

Scotland (2-3-3; GF 8, GA 14)

June 19, 1949 0-4 L Randalls Island, N.Y.
 April 30, 1952 0-6 L Glasgow, Scotland
 May 17, 1992 0-1 L Denver, Colo.
 May 26, 1996 2-1 W New Britain, Conn.
 May 30, 1998 0-0 T Washington, D.C.
 Nov. 12, 2005 1-1 T Glasgow, Scotland
 May 26, 2012 5-1 W Jacksonville, Fla.
 Nov. 15, 2013 0-0 T Glasgow, Scotland

Serbia (0-2-1; GF 1, GA 10)

| | | | |
|---------------|-----|------|----------------------|
| Nov. 28, 1956 | 1-9 | L ++ | Melbourne, Australia |
| June 25, 1998 | 0-1 | L ** | Nantes, France |
| Jan. 29, 2017 | 0-0 | T | San Diego, Calif. |

Slovakia (0-1-0; GF 0, GA 1)

| | | | |
|---------------|-----|---|----------------------|
| Oct. 14, 2009 | 0-1 | L | Bratislava, Slovakia |
|---------------|-----|---|----------------------|

Slovenia (1-0-1; GF 5, GA 4)

| | | | |
|---------------|-----|---|----------------------------|
| June 18, 2010 | 2-2 | T | Johannesburg, South Africa |
| Nov. 15, 2011 | 3-2 | W | Ljubljana, Slovenia |

South Africa (3-0-0; GF 6, GA 0)

| | | | |
|---------------|-----|---|----------------------------|
| June 3, 2000 | 4-0 | W | Washington, D.C. |
| Nov. 17, 2007 | 1-0 | W | Johannesburg, South Africa |
| Nov. 17, 2010 | 1-0 | W | Cape Town, South Africa |

Soviet Union (0-3-1; GF 3, GA 10)

| | | | |
|---------------|-----|---|-------------------------|
| Feb. 3, 1979 | 1-3 | L | Seattle, Wash. |
| Feb. 11, 1979 | 1-4 | L | San Francisco, Calif. |
| Feb. 24, 1990 | 1-3 | L | Palo Alto, Calif. |
| Nov. 21, 1990 | 0-0 | T | Port of Spain, Trinidad |

Spain (1-4-0; GF 3, GA 10)

| | | | |
|----------------|-----|------|----------------------------|
| June 25, 1950 | 1-3 | L ** | Curtiba, Brazil |
| March 11, 1992 | 0-2 | L | Valladolid, Spain |
| June 4, 2008 | 0-1 | L | Santander, Spain |
| June 24, 2009 | 2-0 | W # | Bloemfontein, South Africa |
| June 4, 2011 | 0-4 | L | Foxborough, Mass. |

Sweden (4-3-1; GF 11, GA 10)

| | | | |
|---------------|-----|---|--------------------|
| Aug. 20, 1916 | 3-2 | W | Stockholm, Sweden |
| Feb. 20, 1994 | 1-3 | L | Miami, Fla. |
| Aug. 16, 1995 | 0-1 | L | Norrkoping, Sweden |
| Jan. 24, 1998 | 1-0 | W | Orlando, Fla. |
| Aug. 22, 2007 | 0-1 | L | Goteborg, Sweden |
| Jan. 19, 2008 | 2-0 | W | Carson, Calif. |
| Jan. 24, 2009 | 3-2 | W | Carson, Calif. |

Switzerland (1-3-4; GF 6, GA 9)

| | | | |
|----------------|-----|------|-------------------------|
| Sept. 6, 1978 | 0-2 | L | Lucerne, Switzerland |
| Feb. 8, 1985 | 1-1 | T | Tampa, Fla. |
| June 2, 1990 | 1-2 | L | St. Gallen, Switzerland |
| Feb. 1, 1991 | 0-1 | L | Miami, Fla. |
| Jan. 22, 1994 | 1-1 | T | Fullerton, Calif. |
| June 18, 1994 | 1-1 | T ** | Pontiac, Michigan |
| Oct. 17, 2007 | 1-0 | W | Basel, Switzerland |
| March 31, 2015 | 1-1 | T | Zurich, Switzerland |

Thailand (1-0-0; GF 1, GA 0)

| | | | |
|---------------|-----|---|-------------------------|
| June 16, 1987 | 1-0 | W | Chongju, Korea Republic |
|---------------|-----|---|-------------------------|

Trinidad & Tobago (19-3-4; GF 46, GA 12)

| | | | |
|----------------|-----|-----|-------------------------|
| March 21, 1982 | 2-1 | W | Port of Spain, Trinidad |
| May 15, 1985 | 2-1 | W * | St. Louis, Mo. |
| May 19, 1985 | 1-0 | W * | Torrance, Calif. |
| May 13, 1989 | 1-1 | T * | Torrance, Calif. |
| Nov. 19, 1989 | 1-0 | W * | Port of Spain, Trinidad |
| Sept. 15, 1990 | 3-0 | W | High Point, N.C. |
| Nov. 18, 1990 | 0-0 | T | Port of Spain, Trinidad |
| June 29, 1991 | 2-1 | W ^ | Pasadena, Calif. |
| Nov. 19, 1994 | 0-1 | L | Port of Spain, Trinidad |
| Jan. 13, 1996 | 3-2 | W ^ | Anaheim, Calif. |
| Nov. 10, 1996 | 2-0 | W * | Richmond, Va. |
| Nov. 24, 1996 | 1-0 | W * | Port of Spain, Trinidad |
| June 20, 2001 | 2-0 | W * | Foxborough, Mass. |
| Nov. 11, 2001 | 0-0 | T * | Port of Spain, Trinidad |
| Feb. 9, 2005 | 2-1 | W * | Port of Spain, Trinidad |
| Aug. 17, 2005 | 1-0 | W * | East Hartford, Conn. |
| June 9, 2007 | 2-0 | W ^ | Carson, Calif. |
| Sept. 10, 2008 | 3-0 | W * | Bridgeview, Ill. |
| Oct. 15, 2008 | 1-2 | L * | Port of Spain, Trinidad |
| April 1, 2009 | 3-0 | W * | Nashville, Tenn. |
| Sept. 9, 2009 | 1-0 | W * | Port of Spain, Trinidad |
| Nov. 17, 2015 | 0-0 | T * | Port of Spain, Trinidad |
| Sept. 6, 2016 | 4-0 | W * | Jacksonville, Fla. |
| June 8, 2017 | 2-0 | W * | Commerce City, Colo. |
| Oct. 10, 2017 | 1-2 | L * | Couva, Trinidad |
| June 22, 2019 | 6-0 | W ^ | Cleveland, Ohio |

Tunisia (0-0-1; GF 1, GA 1)

| | | | |
|----------------|-----|---|------------------|
| March 12, 2000 | 1-1 | T | Birmingham, Ala. |
|----------------|-----|---|------------------|

Turkey (2-1-1; GF 6, GA 5)

| | | | |
|---------------|-----|-----|---------------------|
| Sept. 4, 1991 | 1-1 | T | Istanbul, Turkey |
| June 19, 2003 | 1-2 | L # | St. Etienne, France |
| May 29, 2010 | 2-1 | W | Philadelphia, Pa. |
| June 1, 2014 | 2-1 | W | Harrison, N.J. |

Ukraine (0-3-1; GF 1, GA 5)

| | | | |
|---------------|-----|---|------------------|
| June 27, 1992 | 0-0 | T | Piscataway, N.J. |
| Oct. 16, 1993 | 1-2 | L | High Point, N.C. |
| Oct. 23, 1993 | 0-1 | L | Bethlehem, Pa. |
| March 5, 2014 | 0-2 | L | Larnaca, Cyprus |

Uruguay (2-2-3; GF 7, GA 9)

| | | | |
|----------------|-----|------|------------------|
| May 29, 1924 | 0-3 | L ++ | Paris, France |
| Feb. 7, 1986 | 1-1 | T | Miami, Fla. |
| May 5, 1991 | 1-0 | W | Denver, Colo. |
| June 16, 1993 | 0-1 | L @ | Ambato, Ecuador |
| March 25, 1995 | 2-2 | T | Dallas, Texas |
| May 12, 2002 | 2-1 | W | Washington, D.C. |
| Sept. 10, 2019 | 1-1 | T | St. Louis, Mo. |

Venezuela (3-1-2; GF 9, GA 7)

| | | | |
|----------------|-----|-----|------------------|
| June 22, 1993 | 3-3 | T @ | Quito, Ecuador |
| March 29, 2003 | 2-0 | W | Seattle, Wash. |
| May 26, 2006 | 2-0 | W | Cleveland, Ohio |
| Jan. 21, 2012 | 1-0 | W | Glendale, Ariz. |
| June 3, 2017 | 1-1 | T | Sandy, Utah |
| June 9, 2019 | 0-3 | L | Cincinnati, Ohio |

Wales (1-0-1; GF 2, GA 0)

| | | | |
|---------------|-----|---|------------------|
| May 26, 2003 | 2-0 | W | San Jose, Calif. |
| Nov. 12, 2020 | 0-0 | T | Swansea, Wales |

| | | |
|-------------|----|--------------------------|
| KEY: | * | FIFA World Cup qualifier |
| | ** | FIFA World Cup |
| | ^ | Concacaf Gold Cup |
| | + | Concacaf Cup |
| | & | Concacaf Nations League |
| | @ | CONMEBOL Copa America |
| | # | FIFA Confederations Cup |
| | % | NAFC Championship |
| | ++ | Olympics |

& FIFA recognizes the 1956 and 1998 matches against Yugoslavia in Serbia's records.

*FIFA recognizes 1984 matches against Netherlands Antilles in Curaçao's records.

USMNT All-Time Venue and Stadium Listing by State

Please note: Average state attendance totals do not factor closed door games

| | | | |
|---|----------------|----------------|---|
| ALABAMA (2-0-1) | GF: 4 | GA: 1 | Total Attendance: 77,394 Average Attendance: 25,798 |
| BIRMINGHAM | | | |
| Legion Field: 2-0-1 | GF: 4 | GA: 1 | Average Attendance: 25,798 |
| March 12, 2000 vs. Tunisia | 1-1 T | | 21,637 |
| March 10, 2002 vs. Ecuador | 1-0 W | | 24,133 |
| March 30, 2005 vs. Guatemala | 2-0 W * | | 31,624 |
| ARIZONA (4-1-2) | GF: 12 | GA: 6 | Total Attendance: 210,575 Average Attendance: 30,082 |
| GLENDALE | | | |
| State Farm Stadium: 3-1-1 | GF: 8 | GA: 3 | Average Attendance: 36,394 |
| Feb. 7, 2007 vs. Mexico | 2-0 W | | 62,424 |
| Jan. 21, 2012 vs. Venezuela | 1-0 W | | 22,403 |
| April 2, 2014 vs. Mexico | 2-2 T | | 59,066 |
| June 25, 2016 vs. Colombia | 0-1 L @ | | 29,041 |
| Jan. 27, 2019 vs. Panama | 3-0 W | | 9,040 |
| TEMPE | | | |
| Sun Devil Stadium: 1-0-1 | GF: 4 | GA: 3 | Average Attendance: 14,301 |
| Jan. 30, 1993 vs. Denmark | 2-2 T | | 13,215 |
| Jan. 15, 1994 vs. Norway | 2-1 W | | 15,386 |
| CALIFORNIA (54-29-31) | GF: 221 | GA: 124 | Total Attendance: 2,620,400 Average Attendance: 22,985 |
| <i>(matches before 1990 not included in attendance figures)</i> | | | |
| ANAHEIM | | | |
| Anaheim Coliseum: 2-0-0 | GF: 5 | GA: 2 | Average Attendance: 32,390 |
| Jan. 13, 1996 vs. T & T | 3-2 W ^ | | 12,425 |
| Jan. 16, 1996 vs. El Salvador | 2-0 W ^ | | 52,355 |
| CARSON | | | |
| Dignity Health Sports Park: 12-2-3 | GF: 36 | GA: 11 | Average Attendance: 15,303 |
| Jan. 18, 2004 vs. Denmark | 1-1 T | | 10,461 |
| Jan. 29, 2006 vs. Norway | 5-0 W | | 16,366 |
| Jan. 20, 2007 vs. Denmark | 3-1 W | | 10,048 |
| June 7, 2007 vs. Guatemala | 1-0 W ^ | | 21,334 |
| June 9, 2007 vs. T. & T | 2-0 W ^ | | 27,000 |
| Jan. 19, 2008 vs. Sweden | 2-0 W | | 14,878 |
| June 15, 2008 vs. Barbados | 8-0 W * | | 11,476 |
| Jan. 24, 2009 vs. Sweden | 3-2 W | | 9,918 |
| Jan. 23, 2010 vs. Honduras | 1-3 L | | 18,626 |
| Jan. 22, 2011 vs. Chile | 1-1 T | | 18,580 |
| Sept. 2, 2011 vs. Costa Rica | 0-1 L | | 15,798 |
| Feb. 1, 2014 vs. Korea Republic | 2-0 W | | 27,000 |
| Feb. 8, 2015 vs. Panama | 2-0 W | | 20,271 |
| Jan. 31, 2016 vs. Iceland | 3-2 W | | 8,803 |
| Feb. 5, 2016 vs. Canada | 1-0 W | | 9,274 |
| Jan. 28, 2018 vs. Bosnia and Herzegovina | 0-0 T | | 11,161 |
| Feb. 1, 2020 vs. Costa Rica | 1-0 W | | 9,172 |
| COSTA MESA | | | |
| Le Bard Stadium: 0-0-2 | GF: 3 | GA: 3 | Average Attendance: 4,443 |
| March 3, 1993 vs. Canada | 2-2 T | | 5,743 |
| April 17, 1993 vs. Iceland | 1-1 T | | 3,143 |
| FRESNO | | | |
| Bulldog Stadium: 0-0-1 | GF: 0 | GA: 3 | |
| June 5, 1988 vs. Chile | 0-3 L | | |

FULLERTON

| | | | |
|----------------------------------|---------------|--------------|----------------------------------|
| Titan Stadium: 4-0-4 | GF: 12 | GA: 3 | Average Attendance: 6,935 |
| May 23, 1993 vs. Bolivia | 0-0 T | | 9,578 |
| Nov. 7, 1993 vs. Jamaica | 1-0 W | | 5,318 |
| Jan. 22, 1994 vs. Switzerland | 1-1 T | | 10,173 |
| Mar. 12, 1994 vs. Korea Republic | 1-1 T | | 10,319 |
| May 7, 1994 vs. Estonia | 4-0 W | | 2,158 |
| May 15, 1994 vs. Armenia | 1-0 W | | 9,753 |
| Dec. 11, 1994 vs. Honduras | 1-1 T | | 1,094 |
| March 9, 2005 vs. Colombia | 3-0 W | | 7,086 |

LONG BEACH

| | | | |
|--|--------------|--------------|--|
| Veteran's Memorial Stadium: 0-1-0 | GF: 2 | GA: 7 | |
| April 28, 1957 vs. Mexico | 2-7 L * | | |

LOS ANGELES

| | | | |
|---------------------------------|--------------|--------------|----------------------------------|
| El Camino College: 1-0-0 | GF: 2 | GA: 0 | Average Attendance: 2,705 |
| March 16, 1991 vs. Canada | 2-0 W | | 2,705 |

L.A. Memorial Coliseum: 10-6-5

| | | | |
|----------------------------------|------------------|---------------|-----------------------------------|
| | GF: 26 | GA: 10 | Average Attendance: 36,065 |
| March 7, 1965 vs. Mexico | 2-2 T * | | |
| Sept. 10, 1972 vs. Mexico | 1-2 L * | | |
| Oct. 3, 1976 vs. Mexico | 0-0 T * | | |
| Oct. 9, 1984 vs. El Salvador | 3-1 W | | |
| Oct. 11, 1984 vs. Colombia | 1-0 W | | |
| June 16, 1985 vs. England | 0-5 L | | |
| Aug. 13, 1989 vs. Korea Republic | 1-2 L | | |
| March 12, 1991 vs. Mexico | 2-2 T | | 6,261 |
| July 3, 1991 vs. Costa Rica | 3-2 W ^ | | 36,703 |
| July 5, 1991 vs. Mexico | 2-0 W ^ | | 41,103 |
| July 7, 1991 vs. Honduras | 0-0 T ^ (4-3 pk) | | 39,873 |
| July 31, 1992 vs. Colombia | 0-1 L | | 28,651 |
| Aug. 2, 1992 vs. Brazil | 0-1 L | | 17,021 |
| Dec. 5, 1993 vs. El Salvador | 7-0 W | | 7,618 |
| Jan. 18, 1996 vs. Brazil | 0-1 L ^ | | 22,038 |
| Jan. 21, 1996 vs. Guatemala | 3-0 W ^ | | 88,125 |
| Aug. 30, 1996 vs. El Salvador | 3-1 W | | 18,661 |
| Feb. 10, 1998 vs. Brazil | 1-0 W ^ | | 12,298 |
| Feb. 15, 1998 vs. Mexico | 0-1 L ^ | | 91,255 |
| March 11, 1999 vs. Guatemala | 3-1 W | | 34,154 |
| Oct. 25, 2000 vs. Mexico | 2-0 W | | 61,072 |

Monterrey Park: 0-0-1

| | | | |
|--------------------------------|--------------|--------------|--|
| | GF: 0 | GA: 0 | |
| Sept. 30, 1977 vs. El Salvador | 0-0 T | | |

Wrigley Field: 0-1-2

| | | | |
|--------------------------|--------------|---------------|--|
| | GF: 4 | GA: 11 | |
| May 28, 1959 vs. England | 1-8 L | | |
| Nov. 6, 1960 vs. Mexico | 3-3 T * | | |

MISSION VIEJO

| | | | |
|----------------------------------|--------------|--------------|----------------------------------|
| Trabuco Hills HS: 1-0-1 | GF: 8 | GA: 1 | Average Attendance: 4,566 |
| May 26, 1993 vs. Peru | 0-0 T | | 5,500 (SO) |
| Nov. 14, 1993 vs. Cayman Islands | 8-1 W | | 3,612 |

OAKLAND

| | | | |
|---|--------------|--------------|-----------------------------------|
| Network Associates Coliseum: 3-0-0 | GF: 7 | GA: 2 | Average Attendance: 18,792 |
| Feb. 1, 1998 vs. Cuba | 3-0 W ^ | | 11,234 |
| Feb. 7, 1998 vs. Costa Rica | 2-1 W ^ | | 36,240 |
| Jan. 27, 2001 vs. China | 2-1 W | | 8,903 |

PALO ALTO

| | | | |
|--------------------------------|---------------|--------------|-----------------------------------|
| Stanford Stadium: 3-4-1 | GF: 11 | GA: 9 | Average Attendance: 44,557 |
| Feb. 24, 1990 vs. Soviet Union | 1-3 L | | 62,000 |
| May 19, 1991 vs. Argentina | 0-1 L | | 31,761 |
| April 4, 1992 vs. China | 5-0 W | | 31,815 |
| Feb. 21, 1993 vs. Russia | 0-0 T | | 25,879 |
| Dec. 18, 1993 vs. Germany | 0-3 L | | 52,397 |
| July 4, 1994 vs. Brazil | 0-1 L ** | | 84,177 |
| Dec. 14, 1996 vs. Costa Rica | 2-1 W * | | 40,527 |
| March 16, 1997 vs. Canada | 3-0 W * | | 28,896 |

PASADENA

| | | | |
|-------------------------------------|------------------|---------------|-----------------------------------|
| Rose Bowl: 8-6-3 | GF: 25 | GA: 22 | Average Attendance: 50,242 |
| June 29, 1991 vs. Trinidad & Tobago | 2-1 W ^ | | 18,435 |
| July 1, 1991 vs. Guatemala | 3-0 W ^ | | 6,344 |
| June 4, 1994 vs. Mexico | 1-0 W | | 91,123 |
| June 22, 1994 vs. Colombia | 2-1 W ** | | 93,689 |
| June 26, 1994 vs. Romania | 0-1 L ** | | 93,869 |
| June 16, 1996 vs. Mexico | 2-2 T | | 92,216 |
| Jan. 19, 1997 vs. Mexico | 0-2 L | | 31,725 |
| Jan. 22, 1997 vs. Denmark | 1-4 L | | 17,342 |
| Jan. 16, 2000 vs. Iran | 1-1 T | | 50,181 |
| March 3, 2001 vs. Brazil | 1-2 L | | 45,387 |
| Jan. 19, 2002 vs. Korea Republic | 2-1 W ^ | | 42,117 |
| Jan. 21, 2002 vs. Cuba | 1-0 W ^ | | 31,244 |
| Jan. 27, 2002 vs. El Salvador | 4-0 W ^ | | 31,628 |
| Jan. 30, 2002 vs. Canada | 0-0 T (4-2 pk) ^ | | 7,241 |
| Feb. 2, 2002 vs. Costa Rica | 2-0 W ^ | | 14,432 |
| June 25, 2011 vs. Mexico | 2-4 L ^ | | 93,420 |
| Oct. 10, 2015 vs. Mexico | 2-3 L (ot) | | 93,723 |

SAN DIEGO

| | | | |
|--|--------------|--------------|-----------------------------------|
| Aztec Bowl: 0-1-0 | GF: 1 | GA: 3 | |
| June 3, 1988 vs. Chile | 1-3 L | | |
| DeVore Stadium: 0-1-0 | GF: 1 | GA: 2 | Average Attendance: 3,017 |
| April 24, 1994 vs. Iceland | 1-2 L | | 3,017 |
| Jack Murphy (Qualcomm) Stadium: 1-3-2 | GF: 9 | GA: 6 | Average Attendance: 29,193 |
| May 11, 1969 vs. Haiti | 0-1 L * | | |
| Jan. 17, 1997 vs. Peru | 0-1 L | | 35,232 |
| March 14, 1998 vs. Paraguay | 2-2 T | | 15,253 |
| March 13, 1999 vs. Mexico | 1-2 L | | 50,324 |
| July 5, 2013 vs. Guatemala | 6-0 W | | 25,080 |
| Jan. 29, 2017 vs. Serbia | 0-0 T | | 20,079 |
| Torero Stadium: 0-0-1 | GF: 0 | GA: 0 | Average Attendance: 6,077 |
| Jan. 22, 2006 vs. Canada | 0-0 T | | 6,077 |

SAN FRANCISCO

| | | | |
|--------------------------------|--------------|--------------|-----------------------------------|
| Candlestick Park: 2-2-0 | GF: 5 | GA: 9 | Average Attendance: 24,688 |
| Aug. 10, 1973 vs. Poland | 0-4 L | | |
| Oct. 16, 1977 vs. China | 2-1 W | | |
| Feb. 11, 1979 vs. Soviet Union | 1-4 L | | |
| May 27, 2014 vs. Azerbaijan | 2-0 W | | 24,688 |
| SBC Park: 1-0-0 | GF: 3 | GA: 2 | Average Attendance: 37,365 |
| Feb. 10, 2006 vs. Japan | 3-2 W | | 37,365 |

SAN JOSE

| | | | |
|--------------------------------|--------------|--------------|-----------------------------------|
| Avaya Stadium: 2-0-0 | GF: 8 | GA: 0 | Average Attendance: 15,692 |
| March 24, 2017 vs. Honduras | 6-0 W * | | 17,729 |
| Feb. 2, 2019 vs. Costa Rica | 2-0 W | | 13,656 |
| Spartan Stadium: 2-0-2 | GF: 6 | GA: 1 | Average Attendance: 17,009 |
| May 16, 1998 vs. FYR Macedonia | 0-0 T | | 23,861 |
| Nov. 6, 1998 vs. Australia | 0-0 T | | 15,074 |
| May 26, 2003 vs. Wales | 2-0 W | | 12,282 |
| June 2, 2007 vs. China PR | 4-1 W | | 20,821 |

SANTA BARBARA

| | | | |
|-----------------------------------|--------------|--------------|----------------------------------|
| Harder Stadium-UCSB: 0-0-1 | GF: 1 | GA: 1 | Average Attendance: 9,127 |
| Feb. 6, 1993 vs. Romania | 1-1 T | | 9,127 |

SANTA CLARA

| | | | |
|------------------------------|--------------|--------------|-----------------------------------|
| Levi's Stadium: 1-1-0 | GF: 2 | GA: 3 | Average Attendance: 65,235 |
| June 3, 2016 vs. Colombia | 0-2 L | | 67,439 |
| July 26, 2017 vs. Jamaica | 2-1 W ^ | | 63,032 |

| | | | | |
|---|---------------|---------------|-----------------------------------|--|
| STOCKTON | | | | |
| Stagg Memorial Stadium: 0-0-1 | GF: 1 | GA: 1 | | |
| June 1, 1988 vs. Chile | 1-1 T | | | |
| TORRANCE | | | | |
| Murdock Stadium: 1-1-1 | GF: 2 | GA: 2 | | |
| May 19, 1985 vs. Trinidad & Tobago | 1-0 W * | | | |
| May 31, 1985 vs. Costa Rica | 0-1 L * | | | |
| May 13, 1989 vs. Trinidad & Tobago | 1-1 T * | | | |
| COLORADO (5-1-0) | GF: 7 | GA: 1 | Total Attendance: 156,270 | |
| | | | Average Attendance: 26,045 | |
| COMMERCE CITY | | | | |
| Dick's Sporting Goods Park: 3-0-0 | GF: 5 | GA: 0 | Average Attendance: 15,955 | |
| Nov. 19, 2008 vs. Guatemala | 2-0 W * | | 9,303 | |
| March 22, 2013 vs. Costa Rica | 1-0 W * | | 19,374 | |
| June 8, 2017 vs. Trinidad & Tobago | 2-0 W * | | 19,188 | |
| DENVER | | | | |
| Invesco Field at Mile High: 1-0-0 | GF: 1 | GA: 0 | Average Attendance: 48,476 | |
| April 3, 2002 vs. Mexico | 1-0 W | | 48,476 | |
| Mile High Stadium: 1-1-0 | GF: 1 | GA: 1 | Average Attendance: 29,965 | |
| May 5, 1991 vs. Uruguay | 1-0 W | | 35,772 | |
| May 17, 1992 vs. Scotland | 0-1 L | | 24,157 | |
| CONNECTICUT (8-3-3) | GF: 16 | GA: 14 | Total Attendance: 276,174 | |
| <i>(matches before 1990 not included in attendance figures)</i> | | | Average Attendance: 27,617 | |
| EAST HARTFORD | | | | |
| Pratt & Whitney Stadium: 4-1-2 | GF: 9 | GA: 7 | Average Attendance: 28,821 | |
| Aug. 17, 2005 vs. Trinidad & Tobago | 1-0 W * | | 25,488 | |
| May 28, 2006 vs. Latvia | 1-0 W | | 24,636 | |
| May 25, 2010 vs. Czech Republic | 2-4 L | | 36,218 | |
| July 16, 2013 vs. Costa Rica | 1-0 W ^ | | 25,432 | |
| Oct. 10, 2014 vs. Ecuador | 1-1 T | | 36,265 | |
| July 1, 2017 vs. Ghana | 2-1 W | | 28,754 | |
| Oct. 16, 2018 vs. Peru | 1-1 T | | 24,959 | |
| HARTFORD | | | | |
| Dillon Stadium: 1-0-0 | GF: 1 | GA: 0 | | |
| Sept. 9, 1973 vs. Bermuda | 1-0 W | | | |
| NEW BRITAIN | | | | |
| Veteran's Memorial Stadium | GF: 3 | GA: 3 | | |
| Aug. 12, 1973 vs. Poland | 1-0 W | | | |
| July 13, 1988 vs. Poland | 0-2 L | | | |
| June 17, 1989 vs. Guatemala | 2-1 W * | | | |
| Willow Brook Park: 1-0-0 | GF: 2 | GA: 1 | Average Attendance: 8,526 | |
| May 26, 1996 vs. Scotland | 2-1 W | | 8,526 | |
| NEW HAVEN | | | | |
| Yale Bowl: 0-1-1 | GF: 1 | GA: 3 | Average Attendance: 32,948 | |
| June 6, 1993 vs. Brazil | 0-2 L | | 44,579 | |
| May 28, 1994 vs. Greece | 1-1 T | | 21,317 | |
| DISTRICT OF COLUMBIA (16-4-6) | GF: 61 | GA: 24 | Total Attendance: 780,812 | |
| <i>(matches before 1990 not included in attendance figures)</i> | | | Average Attendance: 32,533 | |
| WASHINGTON, D.C. | | | | |
| Audi Field: 1-1-0 | GF: 7 | GA: 1 | Average Attendance: 15,751 | |
| June 5, 2019 vs. Jamaica | 0-1 L | | 17,719 | |
| Oct. 11, 2019 vs. Cuba | 7-0 W & | | 13,784 | |

VENUE AND STADIUM LISTINGS BY STATE

| | | | |
|-------------------------------|---------------|---------------|-----------------------------------|
| RFK Stadium: 15-3-6 | GF: 54 | GA: 23 | Average Attendance: 32,578 |
| Oct. 6, 1977 vs. China | 1-1 T | | |
| Oct. 19, 1991 vs. Korea DPR | 1-2 L | | 16,351 |
| May 30, 1992 vs. Ireland | 3-1 W | | 35,696 |
| Oct. 13, 1993 vs. Mexico | 1-1 T | | 23,927 |
| June 18, 1995 vs. Mexico | 4-0 W | | 38,615 |
| Oct. 8, 1995 vs. Saudi Arabia | 4-3 W | | 10,216 |
| June 12, 1996 vs. Bolivia | 0-2 L | | 19,350 |
| Nov. 3, 1996 vs. Guatemala | 2-0 W * | | 30,082 |
| Oct. 3, 1997 vs. Jamaica | 1-1 T * | | 51,528 |
| May 30, 1998 vs. Scotland | 0-0 T | | 46,037 |
| June 13, 1999 vs. Argentina | 1-0 W | | 40,199 |
| June 3, 2000 vs. South Africa | 4-0 W | | 16,570 |
| Sept. 3, 2000 vs. Guatemala | 1-0 W * | | 51,996 |
| Sept. 1, 2001 vs. Honduras | 2-3 L * | | 54,282 |
| May 12, 2002 vs. Uruguay | 2-1 W | | 30,413 |
| Nov. 17, 2002 vs. El Salvador | 2-0 W | | 13,590 |
| Oct. 13, 2004 vs. Panama | 6-0 W * | | 19,793 |
| Oct. 11, 2008 vs. Cuba | 6-1 W * | | 20,293 |
| July 8, 2009 vs. Honduras | 2-0 W ^ | | 26,079 |
| Oct. 14, 2009 vs. Costa Rica | 2-2 T * | | 26,243 |
| June 19, 2011 vs. Jamaica | 2-0 W ^ | | 45,423 |
| June 2, 2013 vs. Germany | 4-3 W | | 47,359 |
| Sept. 4, 2015 vs. Peru | 2-1 W | | 28,896 |
| Oct. 11, 2016 vs. New Zealand | 1-1 T | | 9,012 |

| | | | |
|---|---------------|---------------|-----------------------------------|
| FLORIDA (23-17-10) | GF: 79 | GA: 54 | Total Attendance: 876,284 |
| | | | Average Attendance: 17,526 |
| <i>(matches before 1990 not included in attendance figures)</i> | | | |

| | | | |
|----------------------------|--------------|--------------|-----------------------------------|
| BOCA RATON | | | |
| FAU Stadium: 0-0-1 | GF: 1 | GA: 1 | Average Attendance: 14,805 |
| Oct. 14, 2014 vs. Honduras | 1-1 T | | 14,805 |

| | | | |
|---------------------------|--------------|--------------|--|
| COCOA BEACH | | | |
| Cocoa Expo: 1-0-0 | GF: 2 | GA: 1 | |
| Nov. 14, 1989 vs. Bermuda | 2-1 W | | |

| | | | |
|--------------------------------|--------------|--------------|-----------------------------------|
| FORT LAUDERDALE | | | |
| Lockhart Stadium: 3-0-1 | GF: 8 | GA: 2 | Average Attendance: 10,724 |
| Oct. 25, 1980 vs. Canada | 0-0 T * | | |
| Nov 23, 1980 vs. Mexico | 2-1 W * | | |
| Feb. 21, 1999 vs. Chile | 2-1 W | | 14,898 |
| Jan. 19, 2003 vs. Canada | 4-0 W | | 6,549 |

| | | | |
|--------------------------------------|--------------|--------------|----------------------------------|
| Inter Miami CF Stadium: 1-0-0 | GF: 6 | GA: 0 | Average Attendance: 2,500 |
| Dec. 9, 2020 vs. El Salvador | 6-0 W | | 2,500 (limited capacity) |

| | | | |
|-------------------------------------|---------------|--------------|-----------------------------------|
| JACKSONVILLE | | | |
| Everbank Field: 5-0-0 | GF: 16 | GA: 3 | Average Attendance: 28,315 |
| June 17, 1997 vs. Israel | 2-1 W | | 8,436 |
| Feb. 6, 1999 vs. Germany | 3-0 W | | 17,259 |
| May 26, 2012 vs. Scotland | 5-1 W | | 44,438 |
| June 7, 2014 vs. Nigeria | 2-1 W | | 52,033 |
| Sept. 6, 2016 vs. Trinidad & Tobago | 4-0 W * | | 19,410 |

| | | | |
|----------------------------|--------------|--------------|----------------------------------|
| Wolfson Park: 0-0-1 | GF: 1 | GA: 1 | Average Attendance: 6,103 |
| April 16, 1994 vs. Moldova | 1-1 T | | 6,103 |

MIAMI

| | | | |
|------------------------------|------------------|---------------|-----------------------------------|
| Orange Bowl: 3-8-5 | GF: 14 | GA: 19 | Average Attendance: 23,103 |
| Feb. 5, 1986 vs. Canada | 0-0 T | | |
| Feb. 7, 1986 vs. Uruguay | 1-1 T | | |
| May 14, 1988 vs. Colombia | 0-2 L | | |
| June 24, 1989 vs. Colombia | 0-1 L | | |
| Feb. 2, 1990 vs. Costa Rica | 0-2 L | | 25,392 |
| Feb. 4, 1990 vs. Colombia | 1-1 T (8-9 pk) | | 15,000 |
| Feb. 1, 1991 vs. Switzerland | 0-1 L | | 10,323 |
| May 8, 1993 vs. Colombia | 1-2 L | | 17,652 |
| Feb. 12, 2000 vs. Haiti | 3-0 W ^ | | 49,513 |
| Feb. 16, 2000 vs. Peru | 1-0 W ^ | | 36,004 |
| Feb. 19, 2000 vs. Colombia | 2-2 T ^ (1-2 pk) | | 32,972 |
| Feb. 3, 2001 vs. Colombia | 0-1 L | | 14,169 |
| Feb. 8, 2003 vs. Argentina | 0-1 L | | 27,196 |
| July 23, 2003 vs. Brazil | 1-2 L ^ (ot) | | 35,211 |
| July 26, 2003 vs. Costa Rica | 3-2 W ^ | | 5,093 |
| March 13, 2004 vs. Haiti | 1-1 T | | 8,714 |

| | | | |
|----------------------------------|--------------|--------------|-----------------------------------|
| Pro-Player Stadium: 0-4-1 | GF: 2 | GA: 8 | Average Attendance: 18,966 |
| April 22, 1990 vs. Colombia | 0-1 L | | 8,214 |
| Jan. 25, 1992 vs. C.I.S. | 0-1 L | | 30,386 |
| Feb. 18, 1994 vs. Bolivia | 1-1 T | | 15,676 |
| Feb. 20, 1994 vs. Sweden | 1-3 L | | 20,171 |
| Feb. 21, 1998 vs. Holland | 0-2 L | | 20,379 |

| | | | |
|--------------------------------|--------------|--------------|-----------------------------------|
| Sun Life Stadium: 1-0-0 | GF: 1 | GA: 0 | Average Attendance: 21,170 |
| Oct. 8, 2011 vs. Honduras | 1-0 W | | 21,170 |

ORLANDO

| | | | |
|-----------------------------|--------------|--------------|-----------------------------------|
| Citrus Bowl: 1-2-0 | GF: 1 | GA: 2 | Average Attendance: 14,578 |
| June 13, 1993 vs. Australia | 0-1 L | | 17,309 |
| Feb. 13, 1993 vs. Russia | 0-1 L | | 13,651 |
| Jan. 24, 1998 vs. Sweden | 1-0 W | | 12,773 |

| | | | |
|--------------------------------|--------------|--------------|-----------------------------------|
| Exploria Stadium: 3-0-0 | GF: 9 | GA: 1 | Average Attendance: 18,609 |
| Oct. 6, 2017 vs. Panama | 4-0 W | | 25,303 |
| March 21, 2019 vs. Ecuador | 1-0 W | | 17,422 |
| Nov. 15, 2019 vs. Canada | 4-1 W & | | 13,103 |

TAMPA BAY

| | | | |
|-------------------------------------|---------------|---------------|-----------------------------------|
| Raymond James Stadium: 4-2-0 | GF: 14 | GA: 11 | Average Attendance: 27,830 |
| March 25, 2007 vs. Ecuador | 3-1 W | | 31,547 |
| Feb. 24, 2010 vs. El Salvador | 2-1 W | | 21,737 |
| June 11, 2011 vs. Panama | 1-2 L ^ | | 27,731 |
| June 8, 2012 vs. Antigua & Barbuda | 3-1 W * | | 23,971 |
| July 12, 2017 vs. Martinique | 3-2 W ^ | | 23,368 |
| Oct. 11, 2018 vs. Colombia | 2-4 L | | 38,631 |

| | | | |
|------------------------------|--------------|--------------|-----------------------------------|
| Tampa Stadium: 1-1-1 | GF: 4 | GA: 4 | Average Attendance: 15,031 |
| Feb. 8, 1985 vs. Switzerland | 1-1 T | | |
| March 10, 1990 vs. Finland | 2-1 W | | 22,647 |
| May 28, 1995 vs. Costa Rica | 1-2 L | | 7,415 |

GEORGIA (2-1-0)*(matches before 1990 not included in attendance figures)***GF: 3 GA: 2 Total Attendance: 70,511
Average Attendance: 70,511****ATLANTA**

| | | | |
|---|--------------|--------------|--|
| Atlanta-Fulton County Stadium: 2-0-0 | GF: 2 | GA: 0 | |
| Oct. 27, 1968 vs. Canada | 1-0 W * | | |
| Oct. 10, 1977 vs. China | 1-0 W | | |

| | | | |
|----------------------------|--------------|--------------|-----------------------------------|
| Georgia Dome: 0-1-0 | GF: 1 | GA: 2 | Average Attendance: 70,511 |
| July 22, 2015 vs. Jamaica | 1-2 L ^ | | 70,511 |

VENUE AND STADIUM LISTINGS BY STATE

99

ILLINOIS (8-5-3)

GF: 27

GA: 19

Total Attendance: 646,317
Average Attendance: 43,087

(matches before 1990 not included in attendance figures)

BRIDGEVIEW

SeatGeek Stadium: 1-0-0

GF: 3

GA: 0

Average Attendance: 11,452
11,452

Sept. 10, 2008 vs. Trinidad & Tobago 3-0 W *

CHICAGO

Soldier Field: 8-5-3

GF: 24

GA: 19

Average Attendance: 45,347

| | | | |
|-----------------------------|---------|--|--------|
| Aug. 3, 1973 vs. Poland | 0-1 L | | |
| June 3, 1992 vs. Portugal | 1-0 W | | 10,402 |
| June 6, 1992 vs. Italy | 1-1 T | | 26,874 |
| June 13, 1993 vs. Germany | 3-4 L | | 53,549 |
| July 11, 2004 vs. Poland | 1-1 T | | 39,529 |
| May 28, 2005 vs. England | 1-2 L | | 47,637 |
| June 21, 2007 vs. Canada | 2-1 W ^ | | 50,760 |
| June 24, 2007 vs. Mexico | 2-1 W ^ | | 60,000 |
| Sept. 9, 2007 vs. Brazil | 2-4 L | | 43,543 |
| June 6, 2009 vs. Honduras | 2-1 W * | | 55,647 |
| July 23, 2009 vs. Honduras | 2-0 W ^ | | 55,173 |
| Oct. 9, 2010 vs. Poland | 2-2 T | | 31,696 |
| July 28, 2013 vs. Panama | 1-0 W ^ | | 57,920 |
| June 7, 2016 vs. Costa Rica | 4-0 W @ | | 39,642 |
| July 7, 2019 vs. Mexico | 0-1 L * | | 62,493 |

KANSAS (5-0-1)

GF: 12

GA: 2

Total Attendance: 99,921
Average Attendance: 16,653

KANSAS CITY

Children's Mercy Park: 5-0-1

GF: 12

GA: 2

Average Attendance: 16,653

| | | | |
|------------------------------|---------|--|--------|
| June 14, 2011 vs. Guadeloupe | 1-0 W ^ | | 20,109 |
| Oct. 16, 2012 vs. Guatemala | 3-1 W * | | 16,947 |
| Oct. 11, 2013 vs. Jamaica | 2-0 W * | | 18,467 |
| July 13, 2015 vs. Panama | 1-1 T ^ | | 18,467 |
| May 28, 2016 vs. Bolivia | 4-0 W | | 8,894 |
| June 26, 2019 vs. Panama | 1-0 W | | 17,037 |

MARYLAND (2-2-1)

GF: 14

GA: 8

Total Attendance: 189,782
Average Attendance: 37,956

(matches before 1990 not included in attendance figures)

BALTIMORE

M&T Bank Stadium: 2-0-0

GF: 11

GA: 1

Average Attendance: 54,267

| | | | |
|-------------------------------|---------|--|--------|
| July 21, 2013 vs. El Salvador | 5-1 W ^ | | 70,540 |
| July 18, 2015 vs. Cuba | 6-0 W ^ | | 37,994 |

Memorial Stadium: 0-1-1

GF: 2

GA: 3

Average Attendance: 13,629

| | | | |
|--------------------------|---------|--|--------|
| Aug. 29, 1972 vs. Canada | 2-2 T * | | |
| Aug. 7, 1997 vs. Ecuador | 0-1 L | | 13,629 |

LANDOVER

FedExField: 0-1-0

GF: 1

GA: 4

Average Attendance: 67,619

| | | | |
|-------------------------|-------|--|--------|
| May 30, 2012 vs. Brazil | 1-4 L | | 67,619 |
|-------------------------|-------|--|--------|

USMNT

MNT HISTORY

WORLD CUP HISTORY

PROGRAMS

COMPETITIONS

U.S. HISTORY & INFO

MASSACHUSETTS (17-3-5)**GF: 56****GA: 24****Total Attendance: 744,738**
Average Attendance: 29,789**FOXBOROUGH****Foxboro Stadium: 7-0-3****GF: 26****GA: 10****Average Attendance: 35,378**

| | | |
|-------------------------------------|---------|--------|
| June 1, 1991 vs. Ireland | 1-1 T | 51,273 |
| June 9, 1993 vs. England | 2-0 W | 37,652 |
| June 11, 1995 vs. Nigeria | 3-2 W | 22,578 |
| June 9, 1996 vs. Ireland | 2-1 W | 25,332 |
| April 20, 1997 vs. Mexico | 2-2 T * | 57,407 |
| Nov. 16, 1997 vs. El Salvador | 4-2 W * | 53,193 |
| June 6, 2000 vs. Ireland | 1-1 T | 16,319 |
| Aug. 16, 2000 vs. Barbados | 7-0 W * | 18,334 |
| June 20, 2001 vs. Trinidad & Tobago | 2-0 W * | 31,211 |
| Oct. 7, 2001 vs. Jamaica | 2-1 W * | 40,483 |

Gillette Stadium: 10-3-2**GF: 30****GA: 14****Average Attendance: 26,091**

| | | |
|-------------------------------|---------|--------|
| May 19, 2002 vs. Holland | 0-2 L | 36,778 |
| July 12, 2003 vs. El Salvador | 2-0 W ^ | 33,652 |
| July 14, 2003 vs. Martinique | 2-0 W ^ | 8,780 |
| July 19, 2003 vs. Cuba | 5-0 W ^ | 15,627 |
| June 2, 2004 vs. Honduras | 4-0 W | 11,533 |
| Sept. 4, 2004 vs. El Salvador | 2-0 W * | 25,266 |
| July 12, 2005 vs. Costa Rica | 0-0 T ^ | 15,211 |
| July 16, 2005 vs. Jamaica | 3-1 W ^ | 22,108 |
| Oct. 12, 2005 vs. Panama | 2-0 W * | 9,192 |
| June 12, 2007 vs. El Salvador | 4-0 W ^ | 26,523 |
| June 16, 2007 vs. Panama | 2-1 W ^ | 22,412 |
| July 11, 2009 vs. Haiti | 2-2 T ^ | 24,137 |
| June 4, 2011 vs. Spain | 0-4 L | 64,121 |
| July 10, 2015 vs. Haiti | 1-0 W ^ | 46,720 |
| Sept. 8, 2015 vs. Brazil | 1-4 L | 29,308 |

MICHIGAN (2-0-1)**GF: 5****GA: 2****Total Attendance: 136,882**
Average Attendance: 45,627**DETROIT****Ford Field: 1-0-0****GF: 2****GA: 0****Average Attendance: 28, 209**

| | | |
|-------------------------|---------|--------|
| June 7, 2011 vs. Canada | 2-0 W ^ | 28,209 |
|-------------------------|---------|--------|

PONTIAC**Pontiac Silverdome: 1-0-1****GF: 3****GA: 2****Average Attendance: 54,337**

| | | |
|-------------------------------|----------|--------|
| Feb. 2, 1992 vs. C.I.S. | 2-1 W | 35,248 |
| June 18, 1994 vs. Switzerland | 1-1 T ** | 73,425 |

MISSOURI (8-1-3)**GF: 32****GA: 9****Total Attendance: 111,680**
Average Attendance: 22,336*(matches before 1990 not included in attendance figures)***KANSAS CITY****Arrowhead Stadium: 1-0-0****GF: 1****GA: 0****Average Attendance: 37,319**

| | | |
|-------------------------------|---------|--------|
| April 25, 2001 vs. Costa Rica | 1-0 W * | 37,319 |
|-------------------------------|---------|--------|

Municipal Stadium: 1-0-0**GF: 6****GA: 2**

| | |
|--------------------------|---------|
| Nov. 2, 1968 vs. Bermuda | 6-2 W * |
|--------------------------|---------|

ST. LOUIS**World Wide Technology Soccer Park: 3-0-1****GF: 10****GA: 2****Average Attendance: 3,287**

| | | |
|-------------------------------|---------|-------|
| Aug. 13, 1988 vs. Jamaica | 5-1 W * | |
| April 30, 1989 vs. Costa Rica | 1-0 W * | |
| Nov. 5, 1989 vs. El Salvador | 0-0 T * | |
| April 8, 1990 vs. Iceland | 4-1 W | 3,287 |

VENUE AND STADIUM LISTINGS BY STATE

101

USMNT

MNT HISTORY

WORLD CUP HISTORY

PROGRAMS

COMPETITIONS

U.S. HISTORY & INFO

| | | | |
|----------------------------------|--------------|--------------|-----------------------------------|
| Busch Stadium: 1-0-1 | GF: 7 | GA: 2 | Average Attendance: 32,029 |
| Nov. 13, 2015 | | | |
| vs. St. Vincent & The Grenadines | 6-1 W* | | 43,433 |
| Sept. 10, 2019 vs. Uruguay | 1-1 T | | 20,625 |
| June 4, 1997 vs. Paraguay | 0-0 T | | 7,016 |

| | | | |
|-----------------------------|--------------|--------------|--|
| Public School Ground | GF: 2 | GA: 3 | |
| July 6, 1957 vs. Canada | 2-3 L * | | |

| | | | |
|---|---------------|---------------|-----------------------------------|
| NEW JERSEY (6-8-7) | GF: 17 | GA: 25 | Total Attendance: 661,394 |
| <i>(matches before 1990 not included in attendance figures)</i> | | | Average Attendance: 66,139 |

| | | | |
|------------------------------|------------------|---------------|-----------------------------------|
| EAST RUTHERFORD | | | |
| Giants Stadium: 4-2-3 | GF: 13 | GA: 12 | Average Attendance: 51,041 |
| May 2, 1979 vs. France | 0-6 L | | |
| May 30, 1984 vs. Italy | 0-0 T | | |
| June 5, 1989 vs. Peru | 3-0 W | | |
| June 11, 2000 vs. Mexico | 3-0 W | | 45,008 |
| May 16, 2002 vs. Jamaica | 5-0 W | | 30,659 |
| July 21, 2005 vs. Honduras | 2-1 W ^ | | 41,721 |
| July 24, 2005 vs. Panama | 0-0 T ^ (3-1 pk) | | 31,018 |
| June 8, 2008 vs. Argentina | 0-0 T | | 78,682 |
| July 26, 2009 vs. Mexico | 0-5 L ^ | | 79,156 |

| | | | |
|-------------------------------|--------------|--------------|-----------------------------------|
| MetLife Stadium: 0-3-1 | GF: 1 | GA: 8 | Average Attendance: 59,152 |
| Aug. 10, 2010 vs. Brazil | 0-2 L | | 77,223 |
| March 26, 2011 vs. Argentina | 1-1 T | | 78,936 |
| Sept. 7, 2018 vs. Brazil | 0-2 L | | 32,489 |
| Sept. 6, 2019 vs. Mexico | 0-3 L | | 47,960 |

| | | | |
|------------------------------|--------------|--------------|-----------------------------------|
| HARRISON | | | |
| Red Bull Arena: 1-3-0 | GF: 2 | GA: 5 | Average Attendance: 20,795 |
| Oct. 11, 2011 vs. Ecuador | 0-1 L | | 23,735 |
| June 1, 2014 vs. Turkey | 2-1 W | | 26,762 |
| Oct. 13, 2015 vs. Costa Rica | 0-1 L | | 9,214 |
| Sept. 1, 2017 vs. Costa Rica | 0-2 L * | | 26,500 |

| | | | |
|-------------------------------|--------------|--------------|-----------------------------------|
| PISCATAWAY | | | |
| Rutgers Stadium: 1-0-3 | GF: 1 | GA: 0 | Average Attendance: 15,530 |
| May 5, 1990 vs. Malta | 1-0 W | | 8,604 |
| June 27, 1992 vs. Ukraine | 0-0 T | | 11,815 |
| May 25, 1994 vs. Saudi Arabia | 0-0 T | | 5,576 |
| June 25, 1995 vs. Colombia | 0-0 T | | 36,126 |

| | | | |
|---|--------------|--------------|-----------------------------------|
| NEW MEXICO (1-2-0) | GF: 1 | GA: 3 | Total Attendance: 24,832 |
| <i>(matches before 1990 not included in attendance figures)</i> | | | Average Attendance: 12,416 |

| | | | |
|----------------------------------|--------------|--------------|-----------------------------------|
| ALBUQUERQUE | | | |
| University Stadium: 1-1-0 | GF: 1 | GA: 3 | Average Attendance: 12,416 |
| June 7, 1988 vs. Ecuador | 0-1 L | | |
| April 30, 1994 vs. Chile | 0-2 L | | 15,610 |
| March 19, 2005 vs. Honduras | 1-0 W | | 9,222 |

| | | | |
|---|---------------|---------------|--|
| NEW YORK (2-3-2) | GF: 18 | GA: 25 | |
| <i>(matches before 1990 not included in attendance figures)</i> | | | |

| | | | |
|----------------------------|---------------|--------------|--|
| BROOKLYN | | | |
| Ebbets Field: 2-0-0 | GF: 12 | GA: 2 | |
| Nov. 6, 1925 vs. Canada | 6-1 W | | |
| Nov. 8, 1925 vs. Canada | 6-1 W | | |

| | | | |
|-------------------------------|--------------|--------------|--|
| LONG ISLAND | | | |
| Hofstra Stadium: 0-0-1 | GF: 0 | GA: 0 | |
| Nov. 30, 1984 vs. Ecuador | 0-0 T | | |

NEW YORK

Downing Stadium: 0-1-0 **GF: 0** **GA: 10**
 May 27, 1964 vs. England 0-10 L

Yankee Stadium: 0-1-1 **GF: 6** **GA: 9**
 June 8, 1953 vs. England 3-6 L
 Sept. 15, 1968 vs. Israel 3-3 T

RANDALL'S ISLAND

Randall's Island Stadium: 0-1-0 **GF: 0** **GA: 4**
 June 19, 1949 vs. Scotland 0-4 L

NORTH CAROLINA (4-1-2)**GF: 11****GA: 3****Total Attendance: 49,592**
Average Attendance: 7,084**CARY**

WakeMed Soccer Park: 1-0-1 **GF: 2** **GA: 1** **Average Attendance: 8,959**
 April 11, 2006 vs. Jamaica 1-1 T 8,093
 March 27, 2018 vs. Paraguay 1-0 W 9,825

DAVIDSON

Richardson Field: 1-0-0 **GF: 3** **GA: 0** **Average Attendance: 4,790**
 April 20, 1994 vs. Moldova 3-0 W 4,790

GREENSBORO

UNC-G Soccer Stadium: 0-0-1 **GF: 0** **GA: 0** **Average Attendance: 2,097**
 Oct. 9, 1992 vs. Canada 0-0 T 2,097

HIGH POINT

A.J. Simeon Stadium: 2-1-0 **GF: 5** **GA: 2** **Average Attendance: 8,262**
 Sept. 15, 1990 vs. Trinidad & Tobago 3-0 W 11,361
 Sept. 14, 1991 vs. Jamaica 1-0 W 9,128
 Oct. 16, 1993 vs. Ukraine 1-2 L 4,298

OHIO (11-3-3)**GF: 33****GA: 10****Total Attendance: 369,429**
Average Attendance: 21,731**CLEVELAND**

FirstEnergy Stadium: 3-1-0 **GF: 13** **GA: 4** **Average Attendance: 27,330**
 May 26, 2006 vs. Venezuela 2-0 W 29,745
 May 29, 2013 vs. Belgium 2-4 L 27,720
 July 15, 2017 vs. Nicaragua 3-0 W ^ 27,934
 June 22, 2019 vs. Trinidad & Tobago 6-0 W ^ 23,921

CINCINNATI

Nippert Stadium: 0-1-0 **GF: 0** **GA: 3** **Average Attendance: 23,955**
 June 9, 2019 vs. Venezuela 0-3 L 23,955

COLUMBUS

MAPFRE Stadium: 8-1-3 **GF: 20** **GA: 3** **Average Attendance: 19,679**
 Oct. 11, 2000 vs. Costa Rica 0-0 T * 24,430
 Feb. 28, 2001 vs. Mexico 2-0 W * 24,624
 June 7, 2001 vs. Ecuador 0-0 T 12,572
 July 6, 2003 vs. Paraguay 2-0 W 14,103
 June 13, 2004 vs. Grenada 3-0 W * 9,137
 Nov. 17, 2004 vs. Jamaica 1-1 T * 9,088
 Sept. 3, 2005 vs. Mexico 2-0 W * 24,685
 Feb. 11, 2009 vs. Mexico 2-0 W * 23,776
 Sept. 11, 2012 vs. Jamaica 1-0 W * 23,881
 Sept. 10, 2013 vs. Mexico 2-0 W * 24,584
 March 29, 2016 vs. Guatemala 4-0 W * 20,624
 Nov. 11, 2016 vs. Mexico 1-2 L * 24,650

VENUE AND STADIUM LISTINGS BY STATE

103

OREGON (3-1-0)

GF: 9
GA: 3
Total Attendance: 71,436
(matches before 1990 not included in attendance figures)
Average Attendance: 23,812

PORTLAND

Civic Stadium: 0-1-0

April 4, 1985 vs. Canada

GF: 0
GA: 2

0-2 L

Providence Park: 3-0-0

Sept. 7, 1997 vs. Costa Rica

May 24, 1998 vs. Kuwait

July 9, 2013 vs. Belize

GF: 9
GA: 1

1-0 W *

2-0 W

6-1 W ^

Average Attendance: 23,812

27,369

25,343

18,724

PENNSYLVANIA (7-2-3)

GF: 16
GA: 10
Total Attendance: 279,642
(matches before 1990 not included in attendance figures)
Average Attendance: 25,422

BETHLEHEM

Goodman Stadium: 0-1-0

Oct. 23, 1993 vs. Ukraine

GF: 0
GA: 1

0-1 L

Average Attendance: 7,896

7,896

CHESTER

PPL Park: 1-0-2

Oct. 12, 2010 vs. Colombia

July 25, 2015 vs. Panama

May 28, 2018 vs. Bolivia

GF: 4
GA: 1

0-0 T

1-1 T (2-3 pk) ^

3-0 W

Average Attendance: 11,083

8,823

12,598

11,828

HERSHEY

Hershey Stadium: 1-0-0

May 9, 1990 vs. Poland

GF: 3
GA: 1

3-1 W

Average Attendance: 12,063

12,063

PHILADELPHIA

Lincoln Financial Field: 5-0-1

July 18, 2009 vs. Panama

May 29, 2010 vs. Turkey

Aug. 10, 2011 vs. Mexico

June 11, 2016 vs. Paraguay

July 19, 2017 vs. El Salvador

June 30, 2019 vs. Curaçao

GF: 10
GA: 4

2-1 W (OT) ^

2-1 W

1-1 T

1-0 W @

2-0 W ^

1-0 W ^

Average Attendance: 37,738

32,000

55,407

30,138

51,041

31,615

26,233

Temple Stadium: 0-1-0

Sept. 25, 1968 vs. Israel

GF: 0
GA: 4

0-4 L

TENNESSEE (5-2-1)

GF: 13
GA: 4
Total Attendance: 261,186
Average Attendance: 32,648

CHATTANOOGA

Finley Stadium: 1-0-0

Feb. 3, 2017 vs. Jamaica

GF: 1
GA: 0

1-0 W

Average Attendance: 17,903

17,903

NASHVILLE

Nissan Stadium: 4-2-1

May 23, 2006 vs. Morocco

April 1, 2009 vs. Trinidad & Tobago

March 29, 2011 vs. Paraguay

July 3, 2015 vs. Guatemala

July 8, 2017 vs. Panama

Sept. 11, 2018 vs. Mexico

July 3, 2019 vs. Jamaica

GF: 12
GA: 4

0-1 L

3-0 W *

0-1 L

4-0 W

1-1 T ^

1-0 W

3-1 W ^

Average Attendance: 34,897

26,141

27,959

29,059

44,835

47,622

40,194

28,473

TEXAS (13-3-9)

GF: 30
GA: 18
Total Attendance: 678,596
(matches before 1990 not included in attendance figures)
Average Attendance: 32,314

ARLINGTON

AT&T Stadium: 2-0-0

July 24, 2013 vs. Honduras

July 22, 2017 vs. Costa Rica

GF: 5
GA: 1

3-1 W ^

2-0 W ^

Average Attendance: 63,463

81,410

45,516

USMNT

MNT HISTORY

WORLD CUP HISTORY

PROGRAMS

COMPETITIONS

U.S. HISTORY & INFO

DALLAS

| | | | |
|------------------------------|---------------|--------------|-----------------------------------|
| Cotton Bowl: 5-1-2 | GF: 10 | GA: 6 | Average Attendance: 20,353 |
| Sept. 8, 1974 vs. Mexico | 0-1 L | | |
| July 10, 1993 vs. Jamaica | 1-0 W ^ | | 11,642 |
| July 14, 1993 vs. Panama | 2-1 W ^ | | 13,771 |
| July 17, 1993 vs. Honduras | 1-0 W ^ | | 18,107 |
| July 21, 1993 vs. Costa Rica | 1-0 W (ot) ^ | | 14,826 |
| March 26, 1994 vs. Bolivia | 2-2 T | | 26,835 |
| March 25, 1995 vs. Uruguay | 2-2 T | | 12,242 |
| April 28, 2004 vs. Mexico | 1-0 W | | 45,048 |

FRISCO

| | | | |
|------------------------------|--------------|--------------|-----------------------------------|
| Toyota Stadium: 3-0-1 | GF: 7 | GA: 1 | Average Attendance: 14,408 |
| Feb. 19, 2006 vs. Guatemala | 4-0 W | | 14,453 |
| March 28, 2007 vs. Guatemala | 0-0 T | | 10,932 |
| July 7, 2015 vs. Honduras | 2-1 W ^ | | 22,357 |
| May 25, 2016 vs. Ecuador | 1-0 W | | 9,893 |

FT. WORTH

| | | | |
|------------------------------------|--------------|--------------|--|
| Herman Clark Stadium: 0-0-1 | GF: 0 | GA: 0 | |
| June 12, 1988 vs. Ecuador | 0-0 T | | |

HOUSTON

| | | | |
|------------------------------------|--------------|--------------|-----------------------------------|
| BBVA Compass Stadium: 0-0-2 | GF: 1 | GA: 1 | Average Attendance: 14,885 |
| Jan. 29, 2013 vs. Canada | 0-0 T | | 11,737 |
| March 26, 2019 vs. Chile | 1-1 T | | 18,033 |

Delmar Stadium: 0-1-0

| | | | |
|---------------------------|--------------|--------------|--|
| June 10, 1988 vs. Ecuador | GF: 0 | GA: 2 | |
| | 0-2 L | | |

NRG Stadium: 1-1-2

| | | | |
|-----------------------------|--------------|--------------|-----------------------------------|
| May 8, 2003 vs. Mexico | GF: 3 | GA: 6 | Average Attendance: 70,202 |
| | 0-0 T | | 69,582 |
| Feb. 6, 2008 vs. Mexico | 2-2 T | | 70,103 |
| June 22, 2011 vs. Panama | 1-0 W ^ | | 70,267 |
| June 21, 2016 vs. Argentina | 0-4 L @ | | 70,858 |

IRVING

| | | | |
|------------------------------|--------------|--------------|-----------------------------------|
| Texas Stadium: 0-0-1 | GF: 1 | GA: 1 | Average Attendance: 22,787 |
| Nov. 24, 1991 vs. Costa Rica | 1-1 T | | 22,787 |

SAN ANTONIO

| | | | |
|---------------------------|--------------|--------------|-----------------------------------|
| Alamodome: 1-0-0 | GF: 2 | GA: 0 | Average Attendance: 64,369 |
| April 15, 2015 vs. Mexico | 2-0 W | | 64,369 |

North East Stadium: 1-0-0

| | | | |
|------------------------------|--------------|--------------|--------|
| June 14, 1988 vs. Costa Rica | GF: 1 | GA: 0 | 64,369 |
| | 1-0 W | | |

UTAH (4-0-1)

| | | |
|---------------|--------------|-----------------------------------|
| GF: 11 | GA: 3 | Total Attendance: 114,714 |
| | | Average Attendance: 22,942 |

SALT LAKE CITY

| | | | |
|-----------------------------------|--------------|--------------|-----------------------------------|
| Rice-Eccles Stadium: 1-0-0 | GF: 3 | GA: 0 | Average Attendance: 40,586 |
| June 4, 2005 vs. Costa Rica | 3-0 W * | | 40,586 |

SANDY

| | | | |
|---------------------------------|--------------|--------------|-----------------------------------|
| Rio Tinto Stadium: 3-0-1 | GF: 8 | GA: 3 | Average Attendance: 18,557 |
| Sept. 5, 2009 vs. El Salvador | 2-1 W * | | 19,066 |
| June 18, 2013 vs. Honduras | 1-0 W * | | 20,250 |
| July 13, 2013 vs. Cuba | 4-1 W ^ | | 17,597 |
| June 3, 2017 vs. Venezuela | 1-1 T | | 17,315 |

VENUE AND STADIUM LISTINGS BY STATE

105

| | | | |
|-------------------------|--------------|--------------|--|
| VIRGINIA (2-0-0) | GF: 4 | GA: 0 | Total Attendance: 28,428 Average Attendance: 14,214 |
|-------------------------|--------------|--------------|--|

RICHMOND

| | | | |
|--|--------------|--------------|-----------------------------------|
| University of Richmond Stadium: 2-0-0 | GF: 4 | GA: 0 | Average Attendance: 14,214 |
| Nov. 10, 1996 vs. Trinidad & Tobago | 2-0 W * | | 19,312 |
| June 8, 2003 vs. New Zealand | 2-0 W | | 9,116 |

| | | | |
|---------------------------|---------------|---------------|---|
| WASHINGTON (8-1-1) | GF: 24 | GA: 10 | Total Attendance: 234,500 Average Attendance: 29,312 |
|---------------------------|---------------|---------------|---|

(matches before 1990 not included in attendance figures)

SEATTLE

| | | | |
|---------------------------------|---------------|--------------|-----------------------------------|
| CenturyLink Field: 6-0-0 | GF: 16 | GA: 2 | Average Attendance: 25,385 |
| March 29, 2003 vs. Venezuela | 2-0 W | | 17,819 |
| July 7, 2005 vs. Cuba | 4-1 W ^ | | 15,831 |
| July 9, 2005 vs. Canada | 2-0 W ^ | | 15,109 |
| July 4, 2009 vs. Grenada | 4-0 W ^ | | 15,387 |
| June 11, 2013 vs. Panama | 2-0 W * | | 40,847 |
| June 16, 2016 vs. Ecuador | 2-1 W @ | | 47,322 |

Kingdome: 1-1-1

| | | |
|-------------------------------|--------------|-----------------------------------|
| GF: 4 | GA: 4 | Average Attendance: 43,651 |
| Jan. 29, 1994 vs. Russia | 1-1 T | 43,651 |
| Oct. 20, 1976 vs. Canada | 2-0 W * | |
| Feb. 3, 1979 vs. Soviet Union | 1-3 L | |

SAFECO Field: 1-0-0

| | | |
|----------------------------|--------------|-----------------------------------|
| GF: 4 | GA: 0 | Average Attendance: 38,534 |
| March 2, 2002 vs. Honduras | 4-0 W | 38,534 |

| | | | |
|--------------------------|--------------|--------------|--|
| WISCONSIN (0-1-0) | GF: 1 | GA: 2 | Total Attendance: 12,574 Average Attendance: 12,574 |
|--------------------------|--------------|--------------|--|

MILWAUKEE

| | | | |
|--------------------------------|--------------|--------------|-----------------------------------|
| County Stadium: 0-1-0 | GF: 1 | GA: 2 | Average Attendance: 12,574 |
| July 28, 1990 vs. East Germany | 1-2 L | | 12,574 |

Key: * FIFA World Cup qualifier
 ** FIFA World Cup
 ^ Concacaf Gold Cup
 @ Copa America
 ++ Concacaf Cup
 & Concacaf Nations League

USMNT

MNT HISTORY

WORLD CUP HISTORY

PROGRAMS

COMPETITIONS

U.S. HISTORY & INFO

U.S. Men's National Team Year-By-Year Records

| Year | GP | W | L | T | GF | GA | Pct. | Year | GP | W | L | T | GF | GA | Pct. |
|---------------|------------|------------|------------|------------|-------------|------------|-------------|------|----|----|----|----|----|----|------|
| 1916 | 2 | 1 | 0 | 1 | 4 | 3 | .750 | 1985 | 8 | 2 | 3 | 3 | 6 | 12 | .438 |
| 1924 | 4 | 2 | 2 | 0 | 5 | 8 | .500 | 1986 | 2 | 0 | 0 | 2 | 1 | 1 | .500 |
| 1925 | 2 | 1 | 1 | 0 | 6 | 2 | .500 | 1987 | 3 | 1 | 2 | 0 | 2 | 4 | .333 |
| 1926 | 1 | 1 | 0 | 0 | 6 | 1 | 1.000 | 1988 | 13 | 3 | 7 | 3 | 9 | 16 | .346 |
| 1928 | 2 | 0 | 1 | 1 | 5 | 14 | .250 | 1989 | 12 | 6 | 3 | 3 | 12 | 7 | .625 |
| 1930 | 4 | 2 | 2 | 0 | 10 | 10 | .500 | 1990 | 22 | 8 | 11 | 3 | 29 | 32 | .432 |
| 1934 | 2 | 1 | 1 | 0 | 5 | 9 | .500 | 1991 | 17 | 8 | 4 | 5 | 22 | 13 | .618 |
| 1936 | 1 | 0 | 1 | 0 | 0 | 1 | .000 | 1992 | 21 | 6 | 11 | 4 | 21 | 27 | .381 |
| 1937 | 3 | 0 | 3 | 0 | 6 | 19 | .000 | 1993 | 34 | 10 | 13 | 11 | 45 | 44 | .456 |
| 1947 | 2 | 0 | 2 | 0 | 2 | 10 | .000 | 1994 | 27 | 7 | 9 | 11 | 30 | 28 | .463 |
| 1948 | 3 | 0 | 3 | 0 | 0 | 25 | .000 | 1995 | 14 | 5 | 6 | 3 | 20 | 18 | .464 |
| 1949 | 5 | 1 | 3 | 1 | 8 | 19 | .300 | 1996 | 16 | 10 | 4 | 2 | 28 | 19 | .688 |
| 1950 | 3 | 1 | 2 | 0 | 4 | 8 | .333 | 1997 | 18 | 5 | 6 | 7 | 22 | 21 | .472 |
| 1952 | 2 | 0 | 2 | 0 | 0 | 14 | .000 | 1998 | 16 | 6 | 6 | 4 | 15 | 13 | .500 |
| 1953 | 1 | 0 | 1 | 0 | 3 | 6 | .000 | 1999 | 13 | 7 | 4 | 2 | 19 | 13 | .615 |
| 1954 | 4 | 2 | 2 | 0 | 7 | 9 | .500 | 2000 | 17 | 9 | 2 | 6 | 34 | 11 | .706 |
| 1955 | 1 | 0 | 1 | 0 | 2 | 3 | .000 | 2001 | 15 | 6 | 6 | 3 | 14 | 13 | .500 |
| 1956 | 1 | 0 | 1 | 0 | 1 | 9 | .000 | 2002 | 20 | 12 | 6 | 2 | 34 | 18 | .650 |
| 1957 | 4 | 0 | 4 | 0 | 5 | 21 | .000 | 2003 | 16 | 10 | 4 | 2 | 28 | 10 | .688 |
| 1959 | 1 | 0 | 1 | 0 | 1 | 8 | .000 | 2004 | 15 | 8 | 1 | 6 | 28 | 9 | .733 |
| 1960 | 2 | 0 | 1 | 1 | 3 | 6 | .250 | 2005 | 20 | 13 | 3 | 4 | 33 | 12 | .750 |
| 1961 | 1 | 0 | 1 | 0 | 0 | 2 | .000 | 2006 | 13 | 6 | 4 | 3 | 20 | 14 | .577 |
| 1964 | 1 | 0 | 1 | 0 | 0 | 10 | .000 | 2007 | 18 | 12 | 5 | 1 | 31 | 19 | .694 |
| 1965 | 4 | 1 | 1 | 2 | 4 | 5 | .500 | 2008 | 14 | 9 | 3 | 2 | 30 | 8 | .714 |
| 1968 | 9 | 4 | 4 | 1 | 22 | 22 | .500 | 2009 | 24 | 13 | 8 | 3 | 43 | 36 | .604 |
| 1969 | 2 | 0 | 2 | 0 | 0 | 3 | .000 | 2010 | 14 | 5 | 5 | 4 | 19 | 21 | .500 |
| 1972 | 4 | 0 | 3 | 1 | 6 | 10 | .125 | 2011 | 17 | 6 | 8 | 3 | 16 | 20 | .441 |
| 1973 | 12 | 3 | 9 | 0 | 5 | 22 | .250 | 2012 | 14 | 9 | 2 | 3 | 23 | 13 | .750 |
| 1974 | 2 | 0 | 2 | 0 | 1 | 4 | .000 | 2013 | 23 | 16 | 4 | 3 | 51 | 23 | .761 |
| 1975 | 5 | 0 | 5 | 0 | 1 | 22 | .000 | 2014 | 15 | 6 | 5 | 4 | 20 | 20 | .533 |
| 1976 | 8 | 1 | 2 | 5 | 3 | 7 | .438 | 2015 | 20 | 10 | 6 | 4 | 42 | 26 | .600 |
| 1977 | 8 | 3 | 3 | 2 | 7 | 11 | .500 | 2016 | 19 | 12 | 6 | 1 | 37 | 20 | .657 |
| 1978 | 3 | 0 | 2 | 1 | 0 | 3 | .167 | 2017 | 19 | 10 | 2 | 7 | 34 | 14 | .710 |
| 1979 | 7 | 2 | 5 | 0 | 9 | 20 | .286 | 2018 | 11 | 3 | 5 | 3 | 10 | 14 | .409 |
| 1980 | 6 | 2 | 2 | 2 | 7 | 9 | .500 | 2019 | 18 | 11 | 5 | 2 | 38 | 14 | .666 |
| 1982 | 1 | 1 | 0 | 0 | 2 | 1 | 1.000 | 2020 | 4 | 3 | 0 | 1 | 13 | 2 | .875 |
| 1983 | 1 | 1 | 0 | 0 | 2 | 0 | 1.000 | | | | | | | | |
| 1984 | 9 | 3 | 2 | 4 | 11 | 9 | .556 | | | | | | | | |
| Totals | 715 | 306 | 257 | 152 | 1042 | 970 | .534 | | | | | | | | |

ALL-TIME RECORDS



107

U.S. Men's National Team All-Time Player Appearances

| Player | A | | Era |
|---------------------|------|-------|-----------|
| | Caps | Goals | |
| Aaronson, Brenden | 2 | 0 | 2020 |
| Acosta, Jorge | 12 | 0 | 1991-1992 |
| Acosta, Kellyn | 24 | 2 | 2016-2020 |
| Adams, Tyler | 12 | 1 | 2017-2020 |
| Adu, Freddy | 17 | 2 | 2006-2011 |
| Agbossoumonde, Gale | 1 | 0 | 2010 |
| Agoos, Jeff | 134 | 4 | 1988-2003 |
| Agudelo, Juan | 28 | 3 | 2010-2018 |
| Aitken, Robert | 1 | 0 | 1928 |
| Akinola, Ayo | 1 | 1 | 2020 |
| Albrecht, Dietrich | 9 | 2 | 1968-1969 |
| Albright, Chris | 22 | 1 | 1999-2007 |
| Alexander, Eric | 2 | 0 | 2011-2014 |
| Allen Jr., R. | 1 | 0 | 1928 |
| Allnutt, Yari | 5 | 2 | 1992-1993 |
| Altemose, Charles | 1 | 0 | 1936 |
| Altidore, Jozy | 115 | 42 | 2007-2019 |
| Alvarado, Ventura | 13 | 0 | 2015 |
| Aly, Amr | 8 | 0 | 1984-1985 |
| Amon, Jonathan | 2 | 0 | 2018-2019 |
| Annis, Robert | 1 | 0 | 1948 |
| Araujo, Julian | 1 | 0 | 2020 |
| Arena, Bruce | 1 | 0 | 1973 |
| Armas, Chris | 66 | 2 | 1998-2005 |
| Armstrong, Desmond | 81 | 0 | 1987-1994 |
| Arnaud, Davy | 7 | 1 | 2008-2009 |
| Arriola, Paul | 34 | 6 | 2016-2020 |
| Askew, John | 4 | 0 | 1979-1984 |
| Atheneos, George | 1 | 1 | 1953 |
| Auld, Andy | 5 | 2 | 1926-1930 |

| Player | B | | Era |
|---------------------|------|-------|-----------|
| | Caps | Goals | |
| Baba, Imad | 1 | 0 | 1999 |
| Bachmeier, Adolf | 15 | 0 | 1959-1969 |
| Bahr, Walter | 19 | 1 | 1948-1957 |
| Baicher, Jeff | 2 | 0 | 1990-1991 |
| Baird, Corey | 4 | 0 | 2019 |
| Baker, Gerry | 7 | 2 | 1968-1969 |
| Balboa, Marcelo | 127 | 13 | 1988-2000 |
| Banach, Orest | 4 | 0 | 1969-1972 |
| Bandov, Boris | 33 | 2 | 1976-1983 |
| Banks, Jimmy | 36 | 0 | 1985-1991 |
| Barone, Gary | 1 | 0 | 1972 |
| Barrett, Chad | 1 | 0 | 2008 |
| Barrett, Wade | 2 | 0 | 2002-2007 |
| Bartkus, Francis | 1 | 0 | 1936 |
| Barto, Barry | 16 | 0 | 1972-1975 |
| Battles, Barney | 1 | 0 | 1925 |
| Bayardo-Abauza | 3 | 0 | 1965-1969 |
| Beasley, DaMarcus | 126 | 17 | 2001-2017 |
| Beckerman, Kyle | 58 | 1 | 2007-2016 |
| Beckman, Raymond P. | 3 | 0 | 1948 |
| Bedoya, Alejandro | 66 | 2 | 2010-2017 |
| Bellinger, Tony | 7 | 1 | 1977-1980 |
| Beltran, Tony | 3 | 0 | 2013-2014 |
| Benedek, Janos | 4 | 0 | 1968 |
| Benedetti, Scott | 1 | 0 | 1996 |
| Benedict, Brian | 4 | 0 | 1991-1992 |
| Benitez, Jorge | 2 | 0 | 1972 |
| Berhalter, Gregg | 44 | 0 | 1994-2006 |
| Bertani, William J. | 3 | 0 | 1948 |

| | | | |
|---------------------|-----|----|-----------|
| Besler, Matt | 47 | 1 | 2013-2017 |
| Best, John | 1 | 0 | 1973 |
| Bicek, Helmut | 5 | 2 | 1960-1965 |
| Bick, Sam | 2 | 0 | 1976 |
| Biefeld, Eric | 2 | 0 | 1986 |
| Bingham, David | 3 | 0 | 2016-2017 |
| Birnbaum, Steve | 11 | 1 | 2015-2017 |
| Bliss, Brian | 33 | 2 | 1984-1995 |
| Bocanegra, Carlos | 110 | 14 | 2001-2012 |
| Bonezzi, Antonio | 1 | 0 | 1961 |
| Bono, Alex | 1 | 0 | 2018 |
| Bookie, Mike | 1 | 0 | 1930 |
| Borchers, Nat | 3 | 0 | 2005-2010 |
| Borghi, Frank | 9 | 0 | 1949-1954 |
| Borja, Hernan | 11 | 3 | 1982-1988 |
| Bornstein, Jonathan | 38 | 2 | 2007-2011 |
| Borodiak, Ivan | 1 | 0 | 1964 |
| Boswell, Bobby | 3 | 0 | 2006-2007 |
| Boyd, Terrence | 13 | 0 | 2012-2016 |
| Boyd, Tyler | 10 | 2 | 2019 |
| Bradley, Gordon | 1 | 0 | 1973 |
| Bradley, Michael | 151 | 17 | 2006-2019 |
| Brady, Michael | 3 | 0 | 1984-1985 |
| Braga, Jesse | 2 | 0 | 1947 |
| Bravo, Paul | 4 | 1 | 1994-1999 |
| Brcic, David | 4 | 0 | 1979-1985 |
| Brewster, Ben | 1 | 1 | 1973 |
| Brix, Aage | 1 | 0 | 1924 |
| Brooks, John | 39 | 3 | 2013-2020 |
| Brose, Dario | 4 | 1 | 1994-1997 |
| Brown, C.J. | 15 | 0 | 1998-2003 |
| Brown, David | 3 | 4 | 1925-1926 |
| Brown, George | 1 | 0 | 1957 |
| Brown, James | 4 | 1 | 1930 |
| Bruin, Will | 2 | 0 | 2013 |
| Buddle, Edson | 11 | 3 | 2003-2012 |
| Bunbury, Teal | 4 | 1 | 2010-2012 |
| Burkard, Robert | 2 | 0 | 1952-1957 |
| Burness, Gordon | 1 | 0 | 1926 |
| Burns, Mike | 75 | 0 | 1992-1998 |
| Busch, Jon | 1 | 0 | 2005 |
| Bustamante, Carlos | 1 | 0 | 1961 |

| Player | C | | Era |
|-------------------------|------|-------|-----------|
| | Caps | Goals | |
| Calichman, Dan | 3 | 0 | 1997 |
| Califano, Dan | 1 | 0 | 1973 |
| Caligiuri, Paul | 110 | 5 | 1984-1997 |
| Califf, Danny | 23 | 1 | 2002-2009 |
| Cameron, Fred | 6 | 0 | 1959-1969 |
| Cameron, Geoff | 55 | 4 | 2010-2017 |
| Cannon, Joe | 2 | 0 | 2003-2005 |
| Cannon, Reggie | 13 | 0 | 2018-2020 |
| Canter, Dan | 9 | 0 | 1983-1985 |
| Cantillo, Ringo | 11 | 0 | 1979-1982 |
| Capurro, Carmen | 2 | 0 | 1973 |
| Cardoso, Johnny | 2 | 0 | 2020 |
| Carniham, William | 2 | 0 | 1925-1926 |
| Carroll, Brian | 8 | 0 | 2005-2010 |
| Carroll, Henry | 2 | 1 | 1928 |
| Carson, William | 1 | 0 | 1959 |
| Carter-Vickers, Cameron | 8 | 0 | 2017-2019 |
| Casey, Conor | 19 | 2 | 2004-2010 |
| Casey, Cornelius | 4 | 1 | 1954 |

ALL-TIME PLAYER APPEARANCES

109

| | | | |
|-------------------------|----|----|-----------|
| Castillo, Edgar | 18 | 0 | 2009-2016 |
| Cayemitte, Dave | 1 | 0 | 1984 |
| Cecic, Tom | 1 | 0 | 1968 |
| Chachurian, Yprem | 4 | 1 | 1953-1954 |
| Chandler, Peter | 3 | 0 | 1975 |
| Chandler, Timmy | 29 | 1 | 2011-2016 |
| Cherundolo, Steve | 87 | 2 | 1999-2012 |
| Child, Paul | 2 | 0 | 1973 |
| Ching, Brian | 45 | 11 | 2003-2010 |
| Chronopoulos, Ted | 1 | 0 | 1997 |
| Chung, Mark | 24 | 2 | 1991-1998 |
| Chyzowych, Walter | 3 | 0 | 1964-1965 |
| Cinowitz, Ben | 1 | 0 | 1959 |
| Clark, Colin | 1 | 0 | 2009 |
| Clark, Ricardo | 34 | 3 | 2005-2012 |
| Clarke, Neil G. | 2 | 0 | 1916 |
| Clavijo, Fernando | 61 | 0 | 1990-1994 |
| Clear, Edward | 5 | 0 | 1968 |
| Cogsville, Donald | 6 | 0 | 1988 |
| Cohen, Neil | 1 | 0 | 1976 |
| Coker, Ade | 5 | 3 | 1984 |
| Collins, Michael | 2 | 0 | 1988 |
| Colombo, Charles M. | 13 | 0 | 1948-1952 |
| Comrie, Elvis | 4 | 0 | 1984 |
| Connelly, William | 1 | 0 | 1953 |
| Conrad, Jimmy | 28 | 1 | 2005-2010 |
| Constantino, Mike | 1 | 0 | 1988 |
| Conterio, William | 1 | 0 | 1956 |
| Convey, Bobby | 46 | 1 | 2000-2008 |
| Cook, Elwood | 4 | 0 | 1952-1957 |
| Cooper, Albert | 2 | 0 | 1928 |
| Cooper, Harry | 2 | 1 | 1916 |
| Cooper, Kenny | 10 | 4 | 2007-2009 |
| Corona, Joe | 23 | 3 | 2012-2018 |
| Corrales, Ramiro | 6 | 0 | 1996-2008 |
| Correa, Cecil | 1 | 0 | 1973 |
| Coskunian, Dave | 3 | 0 | 1973-1974 |
| Counce, Dan | 5 | 0 | 1974-1976 |
| Covone, Neil | 6 | 0 | 1988-1990 |
| Cozier, Mac | 1 | 0 | 1996 |
| Craddock, Robert | 1 | 0 | 1954 |
| Crescitelli, Tony | 1 | 0 | 1983 |
| Crockett, James | 1 | 0 | 1936 |
| Cronin, Sam | 2 | 0 | 2009 |
| Crook, Bill | 1 | 0 | 1984 |
| Crow, Kevin | 13 | 0 | 1984-1988 |
| Crudo, Tony | 7 | 0 | 1979-1982 |
| Cruz, Alberto | 1 | 0 | 1991 |
| Cullen, Leo | 3 | 0 | 1999-2002 |
| Cunningham, Jeff | 14 | 1 | 2001-2010 |
| Currie, John | 2 | 0 | 1937 |
| Czerkiewicz, Adolf "Ed" | 2 | 0 | 1934 |
| Cziotka, Andy | 4 | 0 | 1965 |

D

| Player | Caps | Goals | Era |
|-----------------|------|-------|-----------|
| Dalrymple, Sam | 2 | 0 | 1924 |
| Dani, Peter | 2 | 0 | 1976 |
| Davies, Charlie | 17 | 4 | 2007-2009 |
| Davis, Brad | 17 | 0 | 2005-2014 |
| Davis, Irving | 5 | 0 | 1924-1925 |
| Davis, Rick | 35 | 7 | 1977-1988 |
| Dayak, Troy | 9 | 0 | 1990-1991 |
| Deal, John | 2 | 0 | 1928 |
| DeBrito, John | 6 | 0 | 1991-1992 |
| DeBrito, Pedro | 1 | 0 | 1983 |

| | | | |
|-----------------------|-----|----|-----------|
| Decker, Otto | 1 | 2 | 1953 |
| Decker, Rolf | 4 | 0 | 1953-1955 |
| Deering, Chad | 18 | 1 | 1993-2000 |
| Del Liano, Windsor | 1 | 0 | 1973 |
| DeLaGarza, A.J. | 2 | 0 | 2012 |
| de la Torre, Luca | 1 | 0 | 2018 |
| Delgad, Marky | 6 | 0 | 2018 |
| DeLong, Gary | 6 | 0 | 1968 |
| DeMerit, Jay | 25 | 0 | 2007-2011 |
| Demko, William J. | 2 | 0 | 1924 |
| Demling, Buzz | 4 | 0 | 1973-1975 |
| Dempsey, Clint | 141 | 57 | 2004-2017 |
| Dest, Sergiño | 5 | 0 | 2019-2020 |
| D'Errico, David | 19 | 0 | 1974-1977 |
| Deszofi, Bill | 1 | 0 | 1973 |
| DiBernardo, Angelo | 20 | 3 | 1979-1985 |
| DiBernardo, Paul | 1 | 0 | 1985 |
| Dick, Walter | 1 | 0 | 1934 |
| Diedrichsen, Matt B. | 1 | 0 | 1916 |
| Diffley, John | 7 | 0 | 1988 |
| Diskerd, Mix | 38 | 6 | 2010-2016 |
| Djordjevic, Slodubian | 1 | 0 | 1972 |
| Dodd, Mark | 15 | 0 | 1988-1998 |
| Domingues, Altino | 4 | 0 | 1975 |
| Donelli, Aldo "Buff" | 2 | 5 | 1934 |
| Donigan, Dan | 1 | 0 | 1990 |
| Donlic, Tony | 7 | 0 | 1977 |
| Donovan, Landon | 157 | 57 | 2000-2014 |
| Dooley, Thomas | 81 | 7 | 1992-1999 |
| Dorian, George | 1 | 0 | 1956 |
| Douglas, James | 9 | 0 | 1924-1930 |
| Doyle, John | 53 | 3 | 1987-1994 |
| Droege, Don | 8 | 0 | 1977-1979 |
| Duback, Jeff | 4 | 0 | 1987-1989 |
| Dubienny, John | 3 | 0 | 1937 |
| DuBose, Winston | 14 | 0 | 1979-1985 |
| Duffy, John | 2 | 0 | 1928 |
| Dufrene, Ronil | 2 | 0 | 1991 |
| Duncan, Kyle | 1 | 0 | 2020 |
| Dunivant, Todd | 2 | 0 | 2006 |
| Dunn, Jason | 3 | 0 | 1994 |
| Durgan, Jeff | 7 | 1 | 1983-1985 |
| Dwyer, Dom | 4 | 2 | 2017 |

E

| Player | Caps | Goals | Era |
|---------------------|------|-------|-----------|
| Ebobisse, Jeremy | 1 | 0 | 2019 |
| Eck, Ted | 13 | 1 | 1989-1996 |
| Edu, Maurice | 46 | 1 | 2007-2014 |
| Eichmann, Eric | 29 | 4 | 1986-1993 |
| Ellis, Charles H. | 2 | 2 | 1916 |
| Ely, Alex | 4 | 0 | 1960-1965 |
| Embarger, Edward | 2 | 0 | 1954 |
| Engedal, Svend | 3 | 0 | 1956-1957 |
| Enochs, Joe | 1 | 0 | 2001 |
| Eppy, William | 1 | 0 | 1957 |
| Ervine, Dale | 5 | 0 | 1985-1993 |
| Eskandarian, Alecko | 1 | 0 | 2003 |
| Etherington, Gary | 7 | 0 | 1977-1979 |
| Evans, Bert | 1 | 0 | 1959 |
| Evans, Brad | 27 | 1 | 2009-2017 |

USMNT

MNT HISTORY

WORLD CUP HISTORY

PROGRAMS

COMPETITIONS

U.S. HISTORY & INFO

| F | | | |
|-------------------|------|-------|-----------|
| Player | Caps | Goals | Era |
| Fajkus, Charlie | 3 | 0 | 1982-1985 |
| Farfan, Marco | 1 | 0 | 2020 |
| Farquhar, Doug | 1 | 0 | 1959 |
| Farrell, Harry | 2 | 0 | 1924 |
| Feher, Sandy | 3 | 0 | 1968 |
| Feilhaber, Benny | 44 | 2 | 2007-2017 |
| Ferguson, Jack | 1 | 0 | 1925 |
| Ferrans, Thompson | 3 | 0 | 1937 |
| Ferreira, Jesús | 1 | 0 | 2020 |
| Ferreira, Joe | 4 | 0 | 1947-1948 |
| Feuer, Ian | 1 | 0 | 1992 |
| Ficken, Dieter | 1 | 0 | 1972 |
| Fidelia, Pat | 1 | 0 | 1979 |
| Fiedler, William | 1 | 0 | 1936 |
| Findlay, William | 4 | 0 | 1924-1928 |
| Findley, Robbie | 11 | 0 | 2007-2010 |
| Fink, Joe | 6 | 0 | 1973-1975 |
| Finlay, Ethan | 3 | 0 | 2016 |
| Finn, Kenny | 2 | 0 | 1960-1961 |
| Fister, Karl | 2 | 1 | 1960 |
| Flater, Mike | 15 | 0 | 1972-1977 |
| Flores, Jorge | 1 | 0 | 1996 |
| Florie, Thomas | 8 | 2 | 1925-1934 |
| Ford, James | 1 | 0 | 1916 |
| Formoso, Santiago | 7 | 0 | 1975-1977 |
| Fowles, Colin | 18 | 0 | 1977-1980 |
| Fox, Mike | 16 | 0 | 1984-1988 |
| Franchino, Joe | 1 | 0 | 2000 |
| Francillo, Tony | 1 | 0 | 1973 |
| Frank, Steve | 1 | 0 | 1973 |
| Franklin, Sean | 1 | 0 | 2011 |
| Franks, Leroy | 1 | 0 | 1957 |
| Fraser, Robin | 26 | 0 | 1988-2001 |
| Freitag, Willy | 3 | 0 | 1960-1961 |
| Friedel, Brad | 82 | 0 | 1992-2004 |
| Fry, Chance | 5 | 0 | 1984 |
| Fuchs, Steve | 3 | 0 | 1988 |

| G | | | |
|----------------------|------|-------|-----------|
| Player | Caps | Goals | Era |
| Gabarra, Jim | 14 | 0 | 1987-1989 |
| Gaetjens, Joseph | 3 | 1 | 1950 |
| Gajda, Andrew | 1 | 0 | 1936 |
| Galati, Tom | 1 | 0 | 1975 |
| Gall, Romain | 1 | 0 | 2018 |
| Gallagher, James | 7 | 1 | 1928-1934 |
| Gansler, Robert | 5 | 0 | 1968 |
| Garber, Randy | 1 | 0 | 1975 |
| Garcia, Justo | 1 | 0 | 1964 |
| Garcia, Nick | 6 | 0 | 2003-2004 |
| Garcia, Poli | 2 | 0 | 1975 |
| Garza, Greg | 10 | 0 | 2014-2017 |
| Gaspar, Chase | 1 | 0 | 2020 |
| Gastelum, John Sousa | 1 | 0 | 1954 |
| Gatt, Joshua | 2 | 0 | 2012-2013 |
| Gaven, Eddie | 8 | 0 | 2004-2010 |
| Geimer, Gene | 6 | 2 | 1972-1973 |
| Gentile, Carl | 6 | 0 | 1968 |
| Georges, Emmanuel | 3 | 0 | 1973 |
| Gerley, Victor | 6 | 0 | 1965-1968 |
| Getzinger, Rudy | 8 | 1 | 1964-1973 |
| Gibbs, Cory | 19 | 0 | 2003-2006 |
| Gil, Luis | 2 | 0 | 2014-2015 |
| Gillen, Ted | 3 | 0 | 1988 |

| | | | |
|----------------------|----|---|-----------|
| Gioacchini, Nicholas | 2 | 2 | 2020 |
| Gjonbalaj, Sadri | 5 | 1 | 1986-1993 |
| Glenn, Rudy | 1 | 0 | 1984 |
| Goldie, Malcolm | 1 | 0 | 1925 |
| Gomez, Herculez | 24 | 6 | 2007-2013 |
| Gonsalves, William | 6 | 1 | 1930-1934 |
| Gonzalez, Omar | 52 | 3 | 2010-2019 |
| Gooch, Lynden | 4 | 0 | 2016-2018 |
| Goodson, Clarence | 46 | 5 | 2008-2014 |
| Gordon, Alan | 2 | 0 | 2012-2015 |
| Gormley, Robert | 1 | 0 | 1954 |
| Gorsek, Jim | 2 | 0 | 1985 |
| Gosselin, Mike | 1 | 0 | 1992 |
| Goulet, Brent | 8 | 0 | 1986-1990 |
| Grabowski, Gene | 1 | 0 | 1957 |
| Graesser, Herman | 1 | 0 | 1949 |
| Green, Alan | 1 | 0 | 1984 |
| Green, Julian | 15 | 4 | 2014-2018 |
| Green, Richard | 1 | 0 | 1973 |
| Gregorian, Mike | 1 | 0 | 1988 |
| Greinert, Frank | 1 | 0 | 1936 |
| Grgurev, Fred | 14 | 1 | 1973-1976 |
| Grimes, Kevin | 5 | 0 | 1988 |
| Grivnow, Steve | 2 | 0 | 1948-1954 |
| Gros, Josh | 1 | 0 | 2007 |
| Gutierrez, Diego | 1 | 0 | 2001 |
| Gutierrez, Henry | 1 | 0 | 1999 |
| Guzan, Brad | 64 | 0 | 2006-2019 |
| Gyau, Joe | 2 | 0 | 2014 |
| Gyau, Philip | 6 | 0 | 1989-1991 |

| H | | | |
|-----------------------|------|-------|-----------|
| Player | Caps | Goals | Era |
| Hahnemann, Marcus | 9 | 0 | 1994-2011 |
| Hall, Dick | 4 | 0 | 1973-1975 |
| Hamid, Bill | 8 | 0 | 2012-2020 |
| Hamilton, Raymond | 2 | 0 | 1937 |
| Hamlyn, Alan | 4 | 0 | 1972-1975 |
| Hannah, James | 1 | 0 | 1957 |
| Hantak, Ted | 3 | 2 | 1987 |
| Harbor, Jean | 15 | 0 | 1992-1996 |
| Harkes, John | 90 | 6 | 1987-2000 |
| Harris, Tim | 1 | 0 | 1985 |
| Hart, Edward | 2 | 0 | 1924 |
| Hartman, Kevin | 5 | 0 | 1999-2006 |
| Hausmann, Larry | 8 | 0 | 1963-1972 |
| Hawkins, Eddie | 1 | 0 | 1984 |
| Heaps, Jay | 4 | 0 | 2009 |
| Hedges, Matt | 5 | 0 | 2015-2017 |
| Hejduk, Frankie | 85 | 7 | 1996-2009 |
| Hemingsley, John J. | 2 | 0 | 1916 |
| Henderson, Chris | 79 | 3 | 1990-2001 |
| Herd, William | 1 | 0 | 1925 |
| Hernandez, Manny | 2 | 0 | 1974 |
| Herz, Eberhard | 1 | 0 | 1960 |
| Hill, Kamani | 2 | 0 | 2007 |
| Hj Julian, Julius | 2 | 0 | 1934 |
| Hoban, Michael "Mick" | 1 | 0 | 1973 |
| Hoffman, Moe | 1 | 0 | 1973 |
| Holden, Stuart | 25 | 3 | 2009-2013 |
| Holmes, Duane | 2 | 0 | 2019 |
| Holocher, Paul | 1 | 0 | 1996 |
| Hooker, Jeff | 12 | 1 | 1984-1987 |
| Hornberger, Raymond | 4 | 0 | 1924 |
| Horvath, Charles | 1 | 0 | 1964 |
| Horvath, Ethan | 4 | 0 | 2016-2019 |
| Howard, Tim | 121 | 0 | 2002-2017 |

ALL-TIME PLAYER APPEARANCES

| | | | |
|--------------------|---|---|-----------|
| Hulcer, Larry | 8 | 1 | 1979-1980 |
| Huseinovic, Mirsad | 1 | 0 | 1992 |
| Hyndman, Emerson | 2 | 0 | 2014-2016 |
| Hynes, Jackie | 4 | 0 | 1949 |

| I | | | |
|----------------|------|-------|-----------|
| Player | Caps | Goals | Era |
| Ianni, Tayt | 1 | 0 | 1996 |
| Ibarra, Miguel | 3 | 0 | 2014-2015 |
| Ibsen, Zak | 15 | 0 | 1992-1998 |
| Ihemelu, Ugo | 2 | 0 | 2006-2009 |
| Imler, Erik | 1 | 0 | 1993 |
| Ivanow, Mike | 10 | 0 | 1967-1975 |
| Ivic, Frank | 1 | 0 | 1973 |

| J | | | |
|------------------|------|-------|-----------|
| Player | Caps | Goals | Era |
| Jaguande, Carlos | 2 | 0 | 1992 |
| James, Bernie | 2 | 0 | 1988 |
| Jaqua, Nate | 3 | 0 | 2006-2008 |
| Jeffries, Mike | 3 | 0 | 1984-1985 |
| Johannsson, Aron | 19 | 4 | 2013-2015 |
| Johnson, Carl | 2 | 0 | 1924 |
| Johnson, Eddie | 63 | 19 | 2004-2014 |
| Johnson, Fabian | 57 | 2 | 2011-2017 |
| Johnson, Sean | 9 | 0 | 2011-2020 |
| Jonas, Mark | 1 | 0 | 1991 |
| Jones, Cobi | 164 | 15 | 1992-2004 |
| Jones, F. Burke | 3 | 0 | 1924 |
| Jones, Jermaine | 69 | 4 | 2010-2017 |
| Joseph, Miles | 3 | 0 | 1996-1998 |

| K | | | |
|---------------------|------|-------|-----------|
| Player | Caps | Goals | Era |
| Kain, Tom | 5 | 0 | 1986-1987 |
| Kapp, Erhardt | 5 | 1 | 1983-1985 |
| Kehoe, Bob | 4 | 0 | 1965 |
| Keller, Kasey | 102 | 0 | 1990-2007 |
| Kelly, Ed | 2 | 0 | 1975 |
| Kelly, James | 1 | 0 | 1925 |
| Keough, Harry | 19 | 1 | 1949-1957 |
| Keough, Ty | 8 | 0 | 1979-1980 |
| Kerr, Findlay | 1 | 0 | 1926 |
| Kerr, John, Jr. | 16 | 2 | 1984-1995 |
| Kiesewetter, Jerome | 2 | 0 | 2016 |
| Kikel, Alfred | 1 | 0 | 1968 |
| Kinnear, Dominic | 54 | 9 | 1990-1994 |
| Kirk, Joey | 7 | 0 | 1987-1988 |
| Kirovski, Jovan | 62 | 9 | 1994-2004 |
| Kitchen, Perry | 5 | 0 | 2015-2016 |
| Klein, Chris | 22 | 5 | 2000-2006 |
| Kljestan, Sacha | 52 | 6 | 2007-2017 |
| Klopas, Frank | 39 | 12 | 1987-1998 |
| Kmosko, Matt | 3 | 0 | 1992 |
| Knight, Hayden | 3 | 0 | 1984 |
| Kofler, Helmut | 5 | 0 | 1968 |
| Kooliman, Cle | 12 | 1 | 1993-1994 |
| Kotschau, Ritchie | 1 | 0 | 2005 |
| Kovacs, Fred | 4 | 0 | 1972-1973 |
| Krat, Nick | 14 | 0 | 1968-1972 |
| Kreiger, Cornell | 3 | 0 | 1965 |
| Kreis, Jason | 14 | 1 | 1996-2000 |
| Krische, Joseph | 3 | 0 | 1960 |
| Krumpe, Paul | 24 | 1 | 1986-1991 |
| Kuntner, Rudolf F. | 2 | 2 | 1928 |

| L | | | |
|---------------------|------|-------|-----------|
| Player | Caps | Goals | Era |
| Ladouceur, Jacques | 10 | 2 | 1984-1985 |
| Lagos, Manny | 3 | 0 | 2001-2003 |
| Lasas, Alexi | 96 | 9 | 1989-1998 |
| Lapper, Mike | 43 | 1 | 1991-1995 |
| Larentowicz, Jeff | 4 | 0 | 2011-2012 |
| Lassiter, Roy | 30 | 4 | 1992-2000 |
| Lawson, Doc | 3 | 0 | 1979 |
| Ledezma, Richy | 1 | 0 | 2020 |
| Leeper, Curtis | 1 | 0 | 1979 |
| Lehman, William | 1 | 0 | 1934 |
| Leonetti, Joey | 2 | 0 | 1992-1996 |
| Lewis, Eddie | 82 | 10 | 1996-2008 |
| Lewis, Jonathan | 6 | 0 | 2019-2020 |
| Lichaj, Eric | 16 | 1 | 2010-2018 |
| Ligeon, Maurice | 1 | 0 | 1994 |
| Lignos, John | 1 | 0 | 1982 |
| Lillie, Bud | 1 | 0 | 1957 |
| Lima, Nick | 9 | 0 | 2019 |
| Liotart, Hank | 4 | 0 | 1975 |
| Liveric, Mark | 16 | 3 | 1973-1980 |
| Llamosa, Carlos | 29 | 0 | 1998-2002 |
| Llanez, Ulysses | 3 | 1 | 2020 |
| Letget, Sebastian | 17 | 4 | 2017-2020 |
| Logush, Tim | 1 | 0 | 1975 |
| Long, Aaron | 18 | 3 | 2018-2020 |
| Looby, William | 9 | 6 | 1954-1959 |
| Lopez, Miguel Angel | 1 | 0 | 1977 |
| Lovitz, Daniel | 13 | 0 | 2019 |
| Loyd, Zach | 3 | 0 | 2011-2012 |
| Lozzano, Lawrence | 7 | 0 | 1994-1996 |
| Lutkefedder, Fred | 1 | 0 | 1936 |
| Luzniak, Zen | 1 | 0 | 1988 |
| Lyons, Jack P. | 2 | 0 | 1928 |

| M | | | |
|---------------------|------|-------|-----------|
| Player | Caps | Goals | Era |
| Maca, Alain | 5 | 0 | 1973-1975 |
| Maca, Joseph | 3 | 1 | 1950 |
| Machado, Joe | 2 | 0 | 1947 |
| Mahy, Barry | 4 | 0 | 1973 |
| Maisonneuve, Brian | 13 | 0 | 1997-2002 |
| Makowski, Greg | 12 | 1 | 1978-1980 |
| Malinowski, Donald | 4 | 0 | 1954-1955 |
| Malizewski, Michael | 3 | 0 | 1968-1969 |
| Mapp, Justin | 8 | 0 | 2005-2007 |
| Margenson, Henry | 1 | 0 | 1937 |
| Marina, Alfonso | 1 | 0 | 1955 |
| Marsch, Jesse | 2 | 0 | 2001-2007 |
| Marshall, Chad | 12 | 1 | 2005-2017 |
| Marshall, Jack | 1 | 1 | 1926 |
| Martin, Lucas | 2 | 0 | 1988 |
| Martin, Manuel | 10 | 0 | 1947-1949 |
| Martin, Tim | 2 | 0 | 1993-1996 |
| Martinelli, Joe | 3 | 0 | 1937 |
| Martinich, Art | 3 | 0 | 1973 |
| Martino, Kyle | 8 | 1 | 2002-2006 |
| Mason, John | 1 | 0 | 1976 |
| Mason, Michael | 5 | 0 | 1997 |
| Masters, Mike | 1 | 0 | 1992 |
| Mastroeni, Pablo | 65 | 0 | 2001-2009 |
| Mata, Walner | 7 | 0 | 1969-1973 |
| Mate, Andy | 1 | 0 | 1964 |
| Matevich, Pete | 4 | 2 | 1949 |
| Mathis, Clint | 46 | 12 | 1998-2005 |

USMNT

MNT HISTORY

WORLD CUP HISTORY

PROGRAMS

COMPETITIONS

U.S. HISTORY & INFO

M (CONTINUED)

| Player | Caps | Goals | Era |
|---------------------|------|-------|-----------|
| Matteson, Bob | 2 | 0 | 1974 |
| Mausser, Arnold | 35 | 0 | 1975-1985 |
| Mayer, Alan | 6 | 0 | 1976-1977 |
| McAlees, Sam | 2 | 0 | 1937 |
| McAlister, Jim | 6 | 0 | 1977-1979 |
| McBride, Brian | 95 | 30 | 1993-2006 |
| McBride, Pat | 5 | 0 | 1964-1975 |
| McCarty, Chad | 1 | 0 | 1999 |
| McCarty, Dax | 13 | 0 | 2009-2017 |
| McCully, Charles | 11 | 0 | 1973-1975 |
| McCully, Henry | 2 | 1 | 1975 |
| McEwan, John | 3 | 2 | 1937 |
| McFarlane, Tom | 1 | 0 | 1925 |
| McGhee, Bart | 3 | 1 | 1930 |
| McGuire, Johnny | 1 | 0 | 1925 |
| McHugh, Ebby | 1 | 0 | 1952 |
| McIlvenny, Edward | 3 | 0 | 1950 |
| McKeon, Matt | 2 | 0 | 1999 |
| McKennie, Weston | 21 | 6 | 2017-2020 |
| McKenzie, Mark | 2 | 0 | 2020 |
| McLaughlin, Ben | 13 | 0 | 1948-1957 |
| McLean, Willie | 2 | 0 | 1934 |
| McMillan, Doug | 2 | 0 | 1973 |
| Megson, Neil | 2 | 0 | 1988 |
| Mendoza, Ruben | 6 | 2 | 1952-1959 |
| Meola, Tony | 100 | 0 | 1988-2006 |
| Merrick, Alan | 1 | 0 | 1983 |
| Metidieri, Carlos | 2 | 0 | 1973 |
| Meyerdierts, Henry | 1 | 0 | 1925 |
| Miazga, Matt | 20 | 1 | 2015-2020 |
| Michel, Helmut | 1 | 0 | 1961 |
| Michaels, Joseph | 3 | 0 | 1937-1947 |
| Michallik, Janusz | 44 | 1 | 1991-1994 |
| Mihailovich, Ane | 5 | 0 | 1977 |
| Mihailovic, Djordje | 6 | 1 | 2020 |
| Millar, Bob | 2 | 0 | 1925 |
| Millar, Peter | 13 | 9 | 1968-1972 |
| Milne, Ray | 1 | 0 | 1953 |
| Mitic, Ilija | 1 | 0 | 1973 |
| Moniz, Frank | 2 | 0 | 1947 |
| Monsen, Lloyd | 5 | 0 | 1952-1957 |
| Moor, Drew | 5 | 0 | 2007-2008 |
| Moore, Cecil | 1 | 0 | 1953 |
| Moore, Joe-Max | 100 | 24 | 1992-2002 |
| Moore, Johnny | 11 | 0 | 1972-1975 |
| Moore, Shaq | 5 | 0 | 2018 |
| Moorhouse, George | 7 | 0 | 1926-1934 |
| Mora, Sergio | 1 | 0 | 1972 |
| Morales, Alfredo | 16 | 0 | 2013-2019 |
| Morris, Billy | 1 | 0 | 1926 |
| Morris, Jordan | 39 | 10 | 2014-2019 |
| Morrow, Justin | 4 | 0 | 2013-2018 |
| Moyers, Steve | 7 | 2 | 1980-1984 |
| Mueller, Chris | 1 | 2 | 2020 |
| Mulholland, Jakes | 2 | 0 | 1924 |
| Mullan, Brian | 4 | 0 | 2004-2007 |
| Mulrooney, Richard | 14 | 0 | 2001-2004 |
| Muniz, Amiel | 1 | 0 | 1949 |
| Murphy, Eddie | 18 | 5 | 1955-1969 |
| Murphy, James | 2 | 1 | 1957 |
| Murphy, Russell | 2 | 0 | 1957 |
| Murray, Bruce | 85 | 21 | 1985-1993 |
| Murray, Thomas | 2 | 0 | 1916 |
| Musah, Yunus | 2 | 0 | 2020 |
| Myernick, Glenn | 10 | 0 | 1975-1979 |

N

| Player | Caps | Goals | Era |
|---------------------|------|-------|-----------|
| Nagbe, Darlington | 25 | 1 | 2015-2018 |
| Namoff, Brian | 1 | 0 | 2007 |
| Nanchoff, George | 10 | 1 | 1977-1979 |
| Nanchoff, Louis | 10 | 1 | 1978-1980 |
| Nash, Derek | 1 | 0 | 1955 |
| Nemchik, George | 4 | 1 | 1936-1937 |
| Nguyen, Lee | 9 | 0 | 2007-2016 |
| Nilsen, Werner | 2 | 0 | 1934 |
| Noga, Henry | 2 | 0 | 1960 |
| Noha, Mike | 1 | 0 | 1964 |
| Noonan, Pat | 14 | 1 | 2004-2008 |
| Novakovich, Andrija | 3 | 0 | 2018 |

O

| Player | Caps | Goals | Era |
|------------------|------|-------|-----------|
| O'Brien, John | 32 | 3 | 1998-2006 |
| O'Connell, John | 4 | 0 | 1949-1954 |
| O'Conner, Fred | 4 | 0 | 1924 |
| O'Hara, Tom | 1 | 0 | 1982 |
| Olaf, Gene | 1 | 0 | 1949 |
| O'Leary, Bob | 1 | 0 | 1973 |
| Olosunde, Matt | 1 | 0 | 2018 |
| Olsen, Ben | 37 | 6 | 1998-2007 |
| Olson, Rob | 1 | 0 | 1983 |
| Onalfo, Curt | 1 | 0 | 1988 |
| O'Neill, George | 2 | 0 | 1973 |
| Onyewu, Oguchi | 69 | 6 | 2004-2014 |
| Opara, Ike | 1 | 0 | 2018 |
| Orozco, Michael | 29 | 4 | 2008-2016 |
| Otasowie, Owen | 1 | 0 | 2020 |
| Ottoboni, Victor | 1 | 0 | 1959 |

P

| Player | Caps | Goals | Era |
|--------------------|------|-------|-----------|
| Pal, Josef | 1 | 0 | 1965 |
| Palmer-Brown, Erik | 2 | 0 | 2018 |
| Panek, Jerry | 3 | 0 | 1973 |
| Papoulias, Andy | 3 | 0 | 1984-1985 |
| Pariani, Gino | 5 | 1 | 1948-1950 |
| Parke, Jeff | 1 | 0 | 2012 |
| Parker, Tim | 2 | 0 | 2018 |
| Parkhurst, Michael | 25 | 0 | 2007-2014 |
| Parkinson, Andrew | 2 | 0 | 1984 |
| Parks, Keaton | 1 | 0 | 2018 |
| Pastor, George | 7 | 0 | 1988-1989 |
| Patenaude, Bert | 4 | 6 | 1930 |
| Pause, Logan | 6 | 0 | 2009-2010 |
| Pearce, Heath | 35 | 0 | 2005-2012 |
| Pecher, Steve | 17 | 0 | 1976-1980 |
| Pellizaro, Val | 2 | 0 | 1957 |
| Pereira, Fred | 6 | 1 | 1977 |
| Perez, Hugo | 73 | 13 | 1984-1994 |
| Perkins, Troy | 7 | 0 | 2009-2010 |
| Pesa, Njego | 7 | 0 | 1979-1982 |
| Peterson, Mark | 6 | 1 | 1980-1985 |
| Petke, Mike | 2 | 0 | 2001-2003 |
| Petramale, Eugene | 1 | 0 | 1954 |
| Picault, Fafa | 2 | 0 | 2016-2018 |
| Pietras, Peter | 3 | 0 | 1934-1936 |
| Pires, Telmo | 1 | 0 | 1975 |
| Pittman, Steve | 3 | 0 | 1990-1997 |
| Pollihan, Jim | 15 | 0 | 1976-1979 |
| Polster, Matt | 1 | 0 | 2018 |
| Pomykal, Paxton | 1 | 0 | 2019 |

ALL-TIME PLAYER APPEARANCES

113

| | | | |
|---------------------|----|----|-----------|
| Pontius, Chris | 5 | 0 | 2017 |
| Pope, Eddie | 82 | 8 | 1996-2006 |
| Prampin, Alan | 2 | 0 | 1993 |
| Presthus, Tom | 1 | 0 | 1999 |
| Puliscic, Christian | 34 | 14 | 2016-2019 |

| Q | | | |
|-------------------|------|-------|-----------|
| Player | Caps | Goals | Era |
| Quaranta, Santino | 15 | 1 | 2005-2009 |
| Quesada, David | 1 | 0 | 1995-1998 |
| Quinn, Brian | 48 | 1 | 1991-1994 |

| R | | | |
|----------------------|------|-------|-----------|
| Player | Caps | Goals | Era |
| Racz, Andy | 1 | 0 | 1964 |
| Radosavljevic, Preki | 28 | 4 | 1996-2001 |
| Radwanski, Ed | 5 | 0 | 1985 |
| Rae, Alexander | 3 | 3 | 1937 |
| Rafael, Charlie | 1 | 0 | 1988 |
| Ralbovsky, Steve | 15 | 0 | 1976-1978 |
| Ralston, Steve | 36 | 4 | 1997-2007 |
| Ramirez, Christian | 2 | 1 | 2019 |
| Ramos, Tab | 81 | 8 | 1988-2000 |
| Razov, Ante | 25 | 6 | 1995-2007 |
| Ream, Tim | 41 | 1 | 2010-2020 |
| Regis, David | 27 | 0 | 1998-2002 |
| Reis, Matt | 2 | 0 | 2006-2007 |
| Rego Costa, Joseph | 3 | 0 | 1947-1948 |
| Renshaw, Mike | 2 | 0 | 1972-1973 |
| Rensing, Gary | 4 | 0 | 1972 |
| Resznecki, Tibor | 3 | 0 | 1965 |
| Reyna, Claudio | 112 | 8 | 1994-2006 |
| Reyna, Giovanni | 2 | 1 | 2020 |
| Rhody, James | 1 | 1 | 1924 |
| Richards, Chris | 1 | 0 | 2020 |
| Rick, Horst | 1 | 0 | 1964 |
| Rigby, Bob | 6 | 0 | 1973-1975 |
| Rimando, Nick | 22 | 0 | 2002-2017 |
| Roberts, Richard | 1 | 0 | 1952 |
| Robertson, David | 1 | 0 | 1925 |
| Robertson, James | 2 | 0 | 1916 |
| Robinson, Antonee | 8 | 0 | 2018-2020 |
| Robinson, Eddie | 1 | 1 | 2008 |
| Robinson, Miles | 2 | 0 | 2019 |
| Robles, Luis | 3 | 0 | 2009-2017 |
| Roboostoff, Archie | 7 | 0 | 1967-1975 |
| Rodrigues, Angel | 2 | 0 | 1937 |
| Rogers, Robbie | 18 | 2 | 2009-2011 |
| Roldan, Cristian | 19 | 0 | 2017-2019 |
| Rolfe, Chris | 10 | 0 | 2006-2009 |
| Romanowicz, Walter | 2 | 0 | 1947 |
| Ronge, Walter | 1 | 0 | 1961 |
| Rooney, Robert | 2 | 0 | 1957 |
| Rote, Kyle, Jr. | 5 | 0 | 1973-1975 |
| Roth, Werner | 15 | 0 | 1972-1975 |
| Rowe, Kelyn | 4 | 1 | 2017-2018 |
| Roy, Willy | 20 | 9 | 1965-1973 |
| Rubin, Rubio | 7 | 0 | 2014-2018 |
| Rudd, Arthur G. | 2 | 0 | 1924 |
| Ruddy, Ed | 2 | 0 | 1937 |
| Rudroff, Bruce | 2 | 0 | 1979 |
| Russell, Dale | 1 | 0 | 1978 |
| Ryan, Francis | 4 | 1 | 1928-1936 |
| Ryerson, Rob | 1 | 1 | 1988 |
| Rymarczuk, Andy | 5 | 0 | 1973-1975 |
| Rys, Miro | 3 | 1 | 1976 |

| S | | | |
|---------------------|------|-------|-----------|
| Player | Caps | Goals | Era |
| Saief, Kenny | 4 | 0 | 2017-2018 |
| Salcedo, Jorge | 3 | 0 | 1994-1998 |
| Sanneh, Tony | 43 | 3 | 1997-2005 |
| Santel, Mark | 8 | 1 | 1988-1997 |
| Sapong, C.J. | 4 | 0 | 2012-2018 |
| Sargent, Josh | 12 | 5 | 2018-2019 |
| Savage, Bruce | 16 | 0 | 1983-1992 |
| Scardina, Frederick | 1 | 0 | 1972 |
| Schaller, Willie | 1 | 0 | 1952 |
| Schultz, Tom | 1 | 0 | 1953 |
| Schwartz, Uwe | 1 | 0 | 1964 |
| Scott, Carlos | 1 | 0 | 1975 |
| Scurti, Paul | 1 | 0 | 1975 |
| Seissler, Manfred | 1 | 0 | 1973 |
| Sengelmann, Steve | 2 | 0 | 1986 |
| Servania, Brandon | 1 | 0 | 2020 |
| Servin, Julio | 1 | 0 | 1973 |
| Shafer, Steve | 3 | 0 | 1973 |
| Sharp, Steve | 8 | 1 | 1984-1985 |
| Shea, Brek | 34 | 4 | 2010-2015 |
| Sheppell, William | 11 | 0 | 1949-1954 |
| Shmotolocha, Walter | 1 | 1 | 1965 |
| Siega, Jorge | 8 | 0 | 1973 |
| Silvas, Tom | 2 | 0 | 1986 |
| Simek, Frank | 5 | 0 | 2007 |
| Simms, Clyde | 1 | 0 | 2005 |
| Skotarek, Alex | 10 | 0 | 1975-1976 |
| Slivinski, Mike | 1 | 0 | 1991 |
| Slone, Philip | 1 | 0 | 1930 |
| Smith, Bobby | 18 | 0 | 1973-1980 |
| Smith, Clarence | 2 | 0 | 1916 |
| Smith, Edmund | 1 | 0 | 1926 |
| Smith, Harry | 2 | 0 | 1928 |
| Smith, Kevin | 1 | 0 | 1993 |
| Smyth, Dan | 1 | 0 | 1988 |
| Snow, Ken | 2 | 0 | 1988 |
| Snow, Steve | 2 | 0 | 1988-1989 |
| Snyder, Troy | 5 | 0 | 1985-1991 |
| Snylyk, Zenon | 6 | 0 | 1956-1963 |
| Sommer, Juergen | 8 | 0 | 1994-1998 |
| Sorber, Mike | 67 | 2 | 1992-1998 |
| Soto, Sebastian | 2 | 2 | 2020 |
| Souza, Ed | 7 | 1 | 1947-1954 |
| Souza, John | 16 | 2 | 1947-1952 |
| Spalding, C.H. | 2 | 1 | 1916 |
| Spalding, Derek | 1 | 0 | 1982 |
| Specca, Joe | 3 | 0 | 1959-1968 |
| Spector, Jonathan | 36 | 0 | 2004-2015 |
| Springthorpe, Terry | 2 | 0 | 1953-1957 |
| Stanko, Caleb | 1 | 0 | 2016 |
| Stanisic, "Scoop" | 1 | 0 | 1993 |
| Stark, Archie | 2 | 4 | 1925 |
| Stark, Tom | 1 | 0 | 1925 |
| Steel, Tommy | 1 | 0 | 1925 |
| Steffen, Zack | 19 | 0 | 2018-2020 |
| Stewart, Earnie | 101 | 17 | 1990-2004 |
| Stollmeyer, John | 31 | 0 | 1986-1990 |
| Straden, Andy | 4 | 3 | 1924 |
| Straub, Bill | 3 | 0 | 1975 |
| Strimel, Archie | 3 | 0 | 1948 |
| Stritzl, Zigfried | 11 | 2 | 1963-1973 |
| Strouse, Andy | 3 | 0 | 1992 |
| Suarez, Ryan | 1 | 0 | 2003 |
| Sullivan, Chris | 19 | 2 | 1987-1992 |
| Surrack, Larry | 1 | 0 | 1952 |

USMNT

MNT HISTORY

WORLD CUP HISTORY

PROGRAMS

COMPETITIONS

U.S. HISTORY & INFO

S (CONTINUED)

| Player | Caps | Goals | Era |
|----------------|------|-------|-----------|
| Swanner, Jamie | 1 | 0 | 1984 |
| Sweat, Ben | 2 | 0 | 2018 |
| Swords, Thomas | 2 | 0 | 1916 |
| Szetela, Danny | 3 | 0 | 2007-2008 |

T

| Player | Caps | Goals | Era |
|--------------------|------|-------|-----------|
| Tchani, Tony | 1 | 0 | 2016 |
| Thompson, Billy | 1 | 0 | 1988 |
| Thompson, Gregg | 12 | 0 | 1984-1985 |
| Thornton, Zach | 8 | 0 | 1994-2001 |
| Thorrington, John | 4 | 0 | 2001-2009 |
| Tintle, George | 2 | 0 | 1916 |
| Tober, Gene | 3 | 0 | 1968 |
| Torres, José | 26 | 0 | 2008-2013 |
| Tracey, Raphael | 3 | 0 | 1930 |
| Traina, John Peter | 5 | 0 | 1957-1961 |
| Trapp, Wil | 20 | 0 | 2015-2019 |
| Travis, John | 2 | 0 | 1947 |
| Trittschuh, Steve | 37 | 2 | 1987-1995 |
| Trost, Al | 14 | 1 | 1971-1978 |
| Turner, Roy | 2 | 0 | 1973 |
| Twellman, Taylor | 30 | 6 | 2002-2008 |
| Twellman, Tim | 1 | 0 | 1982 |

U

| Player | Caps | Goals | Era |
|---------------------|------|-------|-----------|
| Vagenas, Peter | 2 | 0 | 2000-2003 |
| Valentine, Ed | 2 | 1 | 1947-1950 |
| Van der Beck, Perry | 23 | 2 | 1979-1985 |
| Vaninger, Dennis | 3 | 1 | 1974-1975 |
| Vanney, Greg | 37 | 1 | 1996-2005 |
| Vanole, David | 13 | 0 | 1986-1989 |
| Vargas, Nelson | 4 | 0 | 1991-1994 |
| Vasquez, Martin | 7 | 0 | 1996-1998 |
| Vee, Juli | 4 | 2 | 1976-1982 |
| Velazco, Arturo | 2 | 0 | 1988 |
| Vermes, Peter | 66 | 11 | 1988-1997 |
| Victorine, Sasha | 4 | 1 | 2000-2003 |
| Villa, Greg | 18 | 5 | 1977-1980 |
| Villafaña, Jorge | 21 | 0 | 2017-2018 |
| Vincent, Brandon | 1 | 0 | 2016 |
| Vines, Sam | 2 | 0 | 2020 |
| Voltz, Ray | 3 | 0 | 1937 |
| Vuckovic, Marko | 1 | 0 | 1973 |

W

| Player | Caps | Goals | Era |
|--------------------|------|-------|-----------|
| Wagner, David | 8 | 0 | 1996-1998 |
| Walker, Jonny | 3 | 0 | 2004 |
| Wallace, Anthony | 1 | 0 | 2011 |
| Wallace, Frank | 7 | 3 | 1949-1950 |
| Walsh, Billy | 1 | 0 | 1999 |
| Wark, Doug | 1 | 0 | 1975 |
| Washington, Dante | 6 | 2 | 1991-1997 |
| Wattman, Ben | 2 | 1 | 1949 |
| Weah, Tim | 10 | 1 | 2018-2020 |
| Wecke, Herman | 7 | 0 | 1954-1959 |
| Wegerle, Roy | 41 | 7 | 1992-1997 |
| Wells, Herbert | 3 | 0 | 1924 |
| Wells, Zach | 1 | 0 | 2006 |
| Welsh, Kevin | 1 | 0 | 1975 |
| West, Brian | 7 | 0 | 2001-2002 |
| Whatford, Howard | 1 | 0 | 1949 |
| White, Jeremiah | 1 | 0 | 2008 |
| Whitehead, Robert | 1 | 0 | 1957 |
| Wild, Richard | 1 | 0 | 1964 |
| Williams, Danny | 23 | 2 | 2011-2017 |
| Williams, Richie | 20 | 0 | 1998-2002 |
| Wilson, Billy | 2 | 0 | 1925-1926 |
| Windischmann, Mike | 50 | 0 | 1984-1990 |
| Wingert, Chris | 1 | 0 | 2009 |
| Winter, Mike | 6 | 0 | 1972-1973 |
| Wit, Dennis | 4 | 0 | 1975-1979 |
| Wolanin, Adam | 1 | 0 | 1950 |
| Wolanow, Abbie | 1 | 0 | 1961 |
| Wolff, Josh | 52 | 9 | 1999-2008 |
| Wolyniec, John | 2 | 0 | 2004 |
| Wondolowski, Chris | 35 | 11 | 2011-2016 |
| Wood, Alexander | 4 | 0 | 1930 |
| Wood, Bobby | 45 | 13 | 2013-2018 |
| Woodring, Peter | 3 | 0 | 1993 |
| Wooten, Andrew | 1 | 0 | 2015 |
| Wynalda, Eric | 106 | 34 | 1990-2000 |
| Wynne, Marvell | 5 | 0 | 2007-2011 |

Y

| Player | Caps | Goals | Era |
|--------------------|------|-------|-----------|
| Yacopec, Louis | 2 | 0 | 1949-1957 |
| Yarbrough, William | 3 | 0 | 2015-2016 |
| Yedlin, DeAndre | 62 | 0 | 2014-2019 |
| Yellidell, David | 1 | 0 | 2011 |
| Yueill, Jackson | 8 | 0 | 2019-2020 |

Z

| Player | Caps | Goals | Era |
|-------------------|------|-------|-----------|
| Zardes, Gyasi | 56 | 12 | 2015-2020 |
| Zavagnin, Kerry | 21 | 0 | 2000-2006 |
| Zbilowski, Fred | 1 | 0 | 1936 |
| Zerhusen, Al | 10 | 2 | 1956-1965 |
| Ziaja, Walter | 4 | 0 | 1971-1973 |
| Zimmerman, Walker | 13 | 2 | 2017-2020 |
| Zizzo, Sal | 1 | 0 | 2007 |
| Zusi, Graham | 55 | 5 | 2012-2017 |

U.S. Men's National Team – Player Register

– Career Stats for All U.S. Players with an Appearance Since 1990 –

Field Players

AARONSON, BRENDEN

Midfielder / Ht.: 5-11 / Wt.: 150 / Born: October 22, 2000

| | GP/GS | MIN | G | A | Pts | Y | R | W-L-T |
|------|-------|-----|---|---|-----|---|---|-------|
| 2020 | 2/2 | 156 | 1 | 1 | 3 | 0 | 0 | 2-0-0 |

ACOSTA, JORGE

Forward / Ht.: 5-7 / Wt.: 135 / Born: May 29, 1964

| | GP/GS | MIN | G | A | Pts | Y | R | W-L-T |
|----------------------|-------------|------------|----------|----------|----------|----------|----------|--------------|
| 1991 | 2/2 | 89 | 0 | 0 | 0 | 0 | 0 | 1-0-1 |
| 1992 | 10/5 | 503 | 0 | 1 | 1 | 2 | 0 | 2-7-1 |
| 2 Year Totals | 12/7 | 592 | 0 | 1 | 1 | 2 | 0 | 3-7-2 |

ACOSTA, KELLYN

Midfielder / Ht.: 5-10 / Wt.: 150 / Born: July 24, 1995

| | GP/GS | MIN | G | A | Pts | Y | R | W-L-T |
|----------------------|--------------|-------------|----------|----------|----------|----------|----------|---------------|
| 2016 | 4/4 | 283 | 0 | 0 | 0 | 0 | 0 | 3-0-1 |
| 2017 | 13/8 | 765 | 1 | 0 | 2 | 3 | 0 | 6-1-6 |
| 2018 | 6/4 | 392 | 1 | 1 | 3 | 1 | 0 | 1-4-1 |
| 2020 | 1/0 | 22 | 0 | 0 | 0 | 0 | 0 | 1-0-0 |
| 4 Year Totals | 24/16 | 1440 | 2 | 1 | 5 | 4 | 0 | 11-5-8 |

ADAMS, TYLER

Midfielder / Ht.: 5-9 / Wt.: 150 / Feb. 14, 1999

| | GP/GS | MIN | G | A | Pts | Y | R | W-L-T |
|----------------------|--------------|------------|----------|----------|----------|----------|----------|--------------|
| 2017 | 1/1 | 90 | 0 | 0 | 0 | 0 | 0 | 0-0-1 |
| 2018 | 8/7 | 658 | 1 | 0 | 2 | 1 | 0 | 2-4-2 |
| 2019 | 1/1 | 90 | 0 | 0 | 0 | 0 | 0 | 1-0-0 |
| 2020 | 2/2 | 133 | 0 | 0 | 0 | 0 | 0 | 1-0-1 |
| 4 Year Totals | 12/11 | 971 | 1 | 0 | 2 | 1 | 0 | 4-4-4 |

ADU, FREDDY

Midfielder / Ht.: 5-8 / Wt.: 140 / Born: June 2, 1989

| | GP/GS | MIN | G | A | Pts | Y | R | W-L-T |
|----------------------|-------------|------------|----------|----------|----------|----------|----------|--------------|
| 2006 | 1/0 | 10 | 0 | 0 | 0 | 1 | 0 | 0-0-1 |
| 2007 | 2/1 | 86 | 0 | 0 | 0 | 0 | 0 | 2-0-0 |
| 2008 | 9/4 | 441 | 1 | 2 | 4 | 0 | 0 | 4-2-3 |
| 2009 | 3/2 | 181 | 1 | 0 | 2 | 1 | 0 | 2-1-0 |
| 2011 | 2/1 | 110 | 0 | 1 | 1 | 0 | 0 | 1-1-0 |
| 5 Year Totals | 17/8 | 828 | 2 | 3 | 7 | 2 | 0 | 9-4-4 |

AGBOSSOUMONDE, GALE

Defender / Ht.: 6-2 / Wt.: 185 / Born: Nov. 17, 1991

| | GP/GS | MIN | G | A | Pts | Y | R | W-L-T |
|------|-------|-----|---|---|-----|---|---|-------|
| 2010 | 1/0 | 4 | 0 | 0 | 0 | 0 | 0 | 1-0-0 |

AGOOS, JEFF

Defender / Ht.: 5-10 / Wt.: 175 / Born: May 2, 1968

| | GP/GS | MIN | G | A | Pts | Y | R | W-L-T |
|-----------------------|----------------|--------------|----------|----------|-----------|-----------|----------|-----------------|
| 1988 | 3/3 | 270 | 1 | 0 | 2 | 0 | 0 | 2-1-0 |
| 1991 | 7/6 | 345 | 0 | 0 | 0 | 0 | 0 | 2-3-2 |
| 1993 | 20/16 | 1333 | 1 | 1 | 3 | 2 | 0 | 6-10-4 |
| 1994 | 13/12 | 997 | 0 | 0 | 0 | 0 | 0 | 4-3-6 |
| 1995 | 5/5 | 424 | 0 | 0 | 0 | 1 | 0 | 1-3-1 |
| 1996 | 13/13 | 1158 | 1 | 1 | 3 | 2 | 0 | 11-2-0 |
| 1997 | 14/13 | 1146 | 0 | 1 | 1 | 1 | 1 | 4-4-6 |
| 1998 | 12/10 | 924 | 0 | 2 | 2 | 0 | 0 | 6-3-3 |
| 1999 | 9/9 | 616 | 0 | 1 | 1 | 2 | 0 | 5-3-1 |
| 2000 | 8/8 | 750 | 0 | 0 | 0 | 1 | 0 | 5-0-3 |
| 2001 | 13/13 | 1170 | 0 | 1 | 1 | 0 | 0 | 6-5-2 |
| 2002 | 16/15 | 1256 | 1 | 3 | 1 | 0 | 0 | 9-5-2 |
| 2003 | 1/1 | 90 | 0 | 0 | 0 | 0 | 0 | 1-0-0 |
| 13 Year Totals | 134/124 | 10479 | 4 | 8 | 16 | 10 | 1 | 62-42-30 |

AGUDELO, JUAN

Forward / Ht.: 6-0 / Wt.: 180 / Born: Nov. 23, 1992

| | GP/GS | MIN | G | A | Pts | Y | R | W-L-T |
|----------------------|--------------|-------------|----------|----------|----------|----------|----------|----------------|
| 2010 | 1/0 | 30 | 1 | 0 | 2 | 0 | 0 | 1-0-0 |
| 2011 | 14/6 | 683 | 1 | 2 | 4 | 0 | 0 | 4-7-3 |
| 2012 | 1/0 | 28 | 0 | 1 | 1 | 0 | 0 | 0-0-1 |
| 2013 | 1/0 | 27 | 0 | 0 | 0 | 0 | 0 | 0-0-1 |
| 2014 | 1/0 | 6 | 0 | 0 | 0 | 0 | 0 | 0-1-0 |
| 2015 | 2/1 | 71 | 1 | 0 | 2 | 0 | 0 | 2-0-0 |
| 2016 | 1/0 | 13 | 0 | 0 | 0 | 0 | 0 | 0-0-1 |
| 2017 | 6/3 | 282 | 0 | 0 | 0 | 0 | 0 | 3-0-3 |
| 2018 | 1/0 | 21 | 0 | 0 | 0 | 0 | 0 | 0-0-1 |
| 9 Year Totals | 28/10 | 1161 | 3 | 3 | 9 | 0 | 0 | 10-8-10 |

AKINOLA, AYO

Forward / Ht.: 5-11 / Wt.: 185 / Born: Jan. 20, 2000

| | GP/GS | MIN | G | A | Pts | Y | R | W-L-T |
|------|-------|-----|---|---|-----|---|---|-------|
| 2020 | 1/1 | 74 | 1 | 0 | 2 | 0 | 0 | 1-0-0 |

ALBRIGHT, CHRIS

Defender/Forward / Ht.: 6-1 / Wt.: 185 / Born: Jan. 14, 1979

| | GP/GS | MIN | G | A | Pts | Y | R | W-L-T |
|----------------------|--------------|-------------|----------|----------|----------|----------|----------|---------------|
| 1999 | 1/0 | 12 | 1 | 0 | 2 | 0 | 0 | 0-0-1 |
| 2000 | 3/1 | 127 | 0 | 0 | 0 | 1 | 0 | 1-0-2 |
| 2001 | 3/1 | 133 | 0 | 0 | 0 | 0 | 0 | 2-1-0 |
| 2004 | 4/2 | 258 | 0 | 0 | 0 | 0 | 0 | 0-0-4 |
| 2005 | 7/6 | 521 | 0 | 1 | 1 | 0 | 0 | 5-1-1 |
| 2006 | 2/2 | 180 | 0 | 0 | 0 | 1 | 0 | 1-0-1 |
| 2007 | 2/2 | 129 | 0 | 0 | 0 | 1 | 0 | 2-0-0 |
| 7 Year Totals | 22/14 | 1360 | 1 | 1 | 3 | 3 | 0 | 11-2-9 |

ALEXANDER, ERIC

Midfielder / Ht.: 6-1 / Wt.: 165 / Born: April 14, 1988

| | GP/GS | MIN | G | A | Pts | Y | R | W-L-T |
|----------------------|------------|-----------|----------|----------|----------|----------|----------|--------------|
| 2011 | 1/0 | 8 | 0 | 0 | 0 | 0 | 0 | 0-0-1 |
| 2014 | 1/0 | 9 | 0 | 0 | 0 | 0 | 0 | 1-0-0 |
| 2 Year Totals | 2/0 | 17 | 0 | 0 | 0 | 0 | 0 | 1-0-1 |

ALLNUTT, YARI

Defender / Ht.: 5-11 / Wt.: 165 / Born: Feb. 2, 1970

| | GP/GS | MIN | G | A | Pts | Y | R | W-L-T |
|----------------------|------------|------------|----------|----------|----------|----------|----------|--------------|
| 1992 | 2/0 | 63 | 0 | 0 | 0 | 0 | 0 | 1-0-1 |
| 1993 | 3/1 | 182 | 2 | 0 | 4 | 1 | 0 | 0-1-2 |
| 2 Year Totals | 5/1 | 245 | 2 | 0 | 4 | 1 | 0 | 1-1-3 |

ALTDORRE, JOZY

Forward / Ht.: 6-1 / Wt.: 175 / Born: Nov. 6, 1989

| | GP/GS | MIN | G | A | Pts | Y | R | W-L-T |
|-----------------------|---------------|-------------|-----------|-----------|-----------|-----------|----------|-----------------|
| 2007 | 1/0 | 26 | 0 | 0 | 0 | 0 | 0 | 1-0-0 |
| 2008 | 5/3 | 323 | 2 | 2 | 6 | 2 | 0 | 3-1-1 |
| 2009 | 17/13 | 1079 | 6 | 0 | 12 | 2 | 0 | 8-7-2 |
| 2010 | 9/8 | 750 | 2 | 1 | 5 | 3 | 0 | 2-3-4 |
| 2011 | 13/13 | 859 | 3 | 0 | 6 | 2 | 0 | 5-7-1 |
| 2012 | 7/3 | 313 | 0 | 1 | 1 | 0 | 0 | 3-1-3 |
| 2013 | 14/13 | 1075 | 8 | 2 | 18 | 2 | 0 | 8-4-2 |
| 2014 | 10/10 | 800 | 4 | 0 | 8 | 2 | 0 | 5-3-2 |
| 2015 | 13/13 | 914 | 6 | 2 | 14 | 2 | 1 | 6-5-2 |
| 2016 | 10/8 | 709 | 6 | 2 | 14 | 2 | 0 | 6-3-1 |
| 2017 | 11/10 | 854 | 4 | 3 | 11 | 2 | 0 | 6-2-3 |
| 2019 | 5/3 | 264 | 1 | 1 | 3 | 1 | 0 | 3-2-0 |
| 12 Year Totals | 115/97 | 7965 | 42 | 14 | 98 | 20 | 1 | 56-38-21 |

ALVARADO, VENTURA

Defender / Ht.: 5-11 / Wt.: 170 / Born: March 31, 1992

| | GP/GS | MIN | G | A | Pts | Y | R | W-L-T |
|------|-------|-----|---|---|-----|---|---|-------|
| 2015 | 13/8 | 866 | 0 | 0 | 0 | 2 | 0 | 7-4-2 |

USMNT

MNT HISTORY

WORLD CUP HISTORY

PROGRAMS

COMPETITIONS

U.S. HISTORY & INFO

AMON, JONATHAN

Midfielder / Ht.: 5-8 / Wt.: 155 / Born: April 30, 1999

| | GP/GS | MIN | G | A | Pts | Y | R | W-L-T |
|----------------------|------------|-----------|----------|----------|----------|----------|----------|--------------|
| 2018 | 1/1 | 55 | 0 | 0 | 0 | 0 | 0 | 0-0-1 |
| 2019 | 1/0 | 31 | 0 | 0 | 0 | 0 | 0 | 0-1-0 |
| 2 Year Totals | 2/1 | 86 | 0 | 0 | 0 | 0 | 0 | 0-1-1 |

ARAUJO, JULIAN

Defender / Ht.: 5-9 / Wt.: 155 / Born: Aug. 13, 2001

| | GP/GS | MIN | G | A | Pts | Y | R | W-L-T |
|------|-------|-----|---|---|-----|---|---|-------|
| 2020 | 1/1 | 74 | 0 | 1 | 1 | 0 | 0 | 1-0-0 |

ARMAS, CHRIS

Midfielder / Ht.: 5-7 / Wt.: 150 / Born: Aug. 27, 1972

| | GP/GS | MIN | G | A | Pts | Y | R | W-L-T |
|----------------------|--------------|-------------|----------|----------|----------|----------|----------|-----------------|
| 1998 | 1/0 | 45 | 0 | 0 | 0 | 0 | 0 | 0-0-1 |
| 1999 | 7/6 | 570 | 0 | 0 | 0 | 2 | 0 | 4-2-1 |
| 2000 | 14/14 | 1200 | 2 | 1 | 5 | 3 | 0 | 7-2-5 |
| 2001 | 13/13 | 1170 | 0 | 1 | 1 | 1 | 0 | 6-6-1 |
| 2002 | 11/11 | 924 | 0 | 1 | 1 | 1 | 0 | 7-3-1 |
| 2003 | 4/4 | 360 | 0 | 0 | 0 | 0 | 0 | 1-1-2 |
| 2004 | 8/8 | 615 | 0 | 0 | 0 | 0 | 0 | 4-1-3 |
| 2005 | 8/5 | 546 | 0 | 1 | 1 | 0 | 0 | 6-0-2 |
| 8 Year Totals | 66/61 | 5430 | 2 | 4 | 8 | 7 | 0 | 35-15-16 |

ARMSTRONG, DESMOND

Defender / Ht.: 6-0 / Wt.: 175 / Born: Nov. 2, 1964

| | GP/GS | MIN | G | A | Pts | Y | R | W-L-T |
|----------------------|--------------|-------------|----------|----------|----------|----------|----------|-----------------|
| 1987 | 1/1 | 90 | 0 | 0 | 0 | 0 | 0 | 0-0-1 |
| 1988 | 3/2 | 200 | 0 | 0 | 0 | 0 | 0 | 1-1-1 |
| 1989 | 1/1 | 90 | 0 | 0 | 0 | 0 | 0 | 0-0-1 |
| 1990 | 18/17 | 1450 | 0 | 0 | 0 | 0 | 0 | 6-9-3 |
| 1991 | 11/10 | 916 | 0 | 0 | 0 | 1 | 0 | 6-3-2 |
| 1992 | 9/9 | 765 | 0 | 0 | 0 | 0 | 0 | 2-6-1 |
| 1993 | 27/22 | 2128 | 0 | 0 | 0 | 1 | 0 | 8-11-8 |
| 1994 | 11/11 | 889 | 0 | 0 | 0 | 1 | 0 | 3-2-6 |
| 8 Year Totals | 81/73 | 6528 | 0 | 0 | 0 | 3 | 0 | 26-32-23 |

ARNAUD, DAVY

Midfielder / Ht.: 6-0 / Wt.: 165 / Born: June 22, 1980

| | GP/GS | MIN | G | A | Pts | Y | R | W-L-T |
|----------------------|------------|------------|----------|----------|----------|----------|----------|--------------|
| 2007 | 1/0 | 5 | 0 | 0 | 0 | 0 | 0 | 0-1-0 |
| 2008 | 1/0 | 8 | 0 | 0 | 0 | 0 | 0 | 1-0-0 |
| 2009 | 5/4 | 335 | 1 | 1 | 3 | 2 | 0 | 3-1-1 |
| 3 Year Totals | 7/4 | 348 | 1 | 1 | 3 | 2 | 0 | 4-2-1 |

ARRIOLA, PAUL

Forward / Ht.: 5-6 / Wt.: 145 / Born: Feb. 5, 1995

| | GP/GS | MIN | G | A | Pts | Y | R | W-L-T |
|----------------------|--------------|-------------|----------|----------|-----------|----------|----------|---------------|
| 2016 | 3/1 | 137 | 2 | 1 | 5 | 0 | 0 | 3-0-0 |
| 2017 | 12/8 | 618 | 0 | 1 | 1 | 1 | 0 | 7-2-3 |
| 2018 | 2/1 | 100 | 0 | 0 | 0 | 0 | 0 | 0-1-1 |
| 2019 | 15/12 | 1112 | 3 | 1 | 7 | 1 | 0 | 10-4-1 |
| 2020 | 2/2 | 148 | 1 | 0 | 2 | 0 | 0 | 2-0-0 |
| 5 Year Totals | 34/24 | 2115 | 6 | 4 | 15 | 2 | 0 | 22-7-5 |

BABA, IMAD

Midfielder / Ht.: 5-10 / Wt.: 170 / Born: Feb. 15, 1974

| | GP/GS | MIN | G | A | Pts | Y | R | W-L-T |
|------|-------|-----|---|---|-----|---|---|-------|
| 1999 | 1/0 | 15 | 0 | 0 | 0 | 0 | 0 | 0-0-1 |

BAICHER, JEFF

Forward / Ht.: 5-10 / Wt.: 160 / Born: Nov. 16, 1964

| | GP/GS | MIN | G | A | Pts | Y | R | W-L-T |
|----------------------|------------|-----------|----------|----------|----------|----------|----------|--------------|
| 1990 | 1/0 | 20 | 0 | 0 | 0 | 0 | 0 | 1-0-0 |
| 1991 | 1/0 | 12 | 0 | 0 | 0 | 0 | 0 | 0-1-0 |
| 2 Year Totals | 2/0 | 32 | 0 | 0 | 0 | 0 | 0 | 1-1-0 |

BAIRD, COREY

Forward / Ht.: 5-10 / Wt.: 160 / Born: Jan. 30, 1996

| | GP/GS | MIN | G | A | Pts | Y | R | W-L-T |
|------|-------|-----|---|---|-----|---|---|-------|
| 2019 | 4/3 | 226 | 0 | 1 | 1 | 0 | 0 | 2-0-2 |

BALBOA, MARCELO

Defender / Ht.: 6-1 / Wt.: 175 / Born: Aug. 8, 1967

| | GP/GS | MIN | G | A | Pts | Y | R | W-L-T |
|-----------------------|----------------|--------------|-----------|----------|-----------|-----------|----------|-----------------|
| 1988 | 7/6 | 585 | 0 | 0 | 0 | 0 | 0 | 1-4-2 |
| 1989 | 4/4 | 360 | 0 | 0 | 0 | 0 | 0 | 1-2-1 |
| 1990 | 15/10 | 1040 | 1 | 0 | 2 | 0 | 0 | 4-7-4 |
| 1991 | 15/15 | 1350 | 2 | 1 | 5 | 2 | 1 | 5-4-6 |
| 1992 | 21/21 | 1879 | 3 | 1 | 7 | 6 | 1 | 6-11-4 |
| 1993 | 10/9 | 707 | 0 | 0 | 0 | 1 | 0 | 2-2-6 |
| 1994 | 24/22 | 1833 | 4 | 0 | 8 | 1 | 1 | 6-9-9 |
| 1995 | 6/6 | 466 | 1 | 0 | 2 | 1 | 0 | 4-1-1 |
| 1996 | 8/8 | 720 | 1 | 1 | 3 | 0 | 0 | 5-2-1 |
| 1997 | 10/10 | 900 | 0 | 1 | 1 | 1 | 0 | 3-1-6 |
| 1998 | 4/3 | 257 | 1 | 0 | 2 | 0 | 0 | 1-2-1 |
| 1999 | 2/2 | 180 | 0 | 0 | 0 | 0 | 0 | 2-0-0 |
| 2000 | 1/1 | 90 | 0 | 0 | 0 | 0 | 0 | 0-0-1 |
| 13 Year Totals | 127/117 | 10367 | 13 | 4 | 30 | 12 | 3 | 40-45-42 |

BANKS, JIMMY

Defender / Ht.: 5-8 / Wt.: 145 / Born: Sept. 2, 1964

| | GP/GS | MIN | G | A | Pts | Y | R | W-L-T |
|----------------------|--------------|-------------|----------|----------|----------|----------|----------|----------------|
| 1986 | 1/0 | 20 | 0 | 0 | 0 | 0 | 0 | 0-0-1 |
| 1987 | 3/3 | 270 | 0 | 0 | 0 | 0 | 0 | 1-2-0 |
| 1988 | 3/2 | 180 | 0 | 0 | 0 | 0 | 0 | 0-3-0 |
| 1989 | 8/8 | 700 | 0 | 0 | 0 | 0 | 0 | 4-2-2 |
| 1990 | 18/13 | 1130 | 0 | 0 | 0 | 3 | 0 | 7-8-3 |
| 1991 | 3/3 | 251 | 0 | 0 | 0 | 0 | 0 | 1-2-0 |
| 6 Year Totals | 36/29 | 2551 | 0 | 0 | 0 | 3 | 0 | 13-17-6 |

BARRETT, CHAD

Forward / Ht.: 5-11 / Wt.: 180 / Born: April 30, 1985

| | GP/GS | MIN | G | A | Pts | Y | R | W-L-T |
|------|-------|-----|---|---|-----|---|---|-------|
| 2008 | 1/0 | 5 | 0 | 0 | 0 | 0 | 0 | 1-0-0 |

BARRETT, WADE

Defender / Ht.: 5-8 / Wt.: 150 / Born: June 23, 1976

| | GP/GS | MIN | G | A | Pts | Y | R | W-L-T |
|----------------------|------------|------------|----------|----------|----------|----------|----------|--------------|
| 2002 | 1/1 | 90 | 0 | 0 | 0 | 0 | 0 | 1-0-0 |
| 2007 | 1/0 | 17 | 0 | 0 | 0 | 0 | 0 | 0-0-1 |
| 2 Year Totals | 2/1 | 107 | 0 | 0 | 0 | 0 | 0 | 1-0-1 |

BEASLEY, DaMARCUS

Midfielder / Ht.: 5-8 / Wt.: 145 / Born: May 24, 1982

| | GP/GS | MIN | G | A | Pts | Y | R | W-L-T |
|-----------------------|----------------|-------------|-----------|-----------|-----------|-----------|----------|-----------------|
| 2001 | 3/3 | 207 | 0 | 0 | 0 | 0 | 0 | 1-1-1 |
| 2002 | 12/8 | 687 | 3 | 1 | 7 | 1 | 0 | 8-2-2 |
| 2003 | 12/9 | 810 | 1 | 1 | 3 | 0 | 0 | 6-4-2 |
| 2004 | 14/13 | 1170 | 4 | 0 | 8 | 1 | 0 | 8-1-5 |
| 2005 | 13/11 | 1023 | 4 | 4 | 12 | 2 | 0 | 8-2-3 |
| 2006 | 7/5 | 485 | 0 | 1 | 1 | 1 | 0 | 3-3-1 |
| 2007 | 11/11 | 896 | 3 | 3 | 9 | 2 | 0 | 9-2-0 |
| 2008 | 10/8 | 755 | 2 | 2 | 6 | 0 | 0 | 6-3-1 |
| 2009 | 7/5 | 440 | 0 | 0 | 0 | 0 | 0 | 4-3-1 |
| 2010 | 4/1 | 126 | 0 | 1 | 1 | 1 | 0 | 2-2-0 |
| 2011 | 3/0 | 91 | 0 | 0 | 0 | 0 | 0 | 1-2-0 |
| 2012 | 1/0 | 45 | 0 | 0 | 0 | 0 | 0 | 1-0-0 |
| 2013 | 17/17 | 1469 | 0 | 0 | 0 | 2 | 0 | 12-3-2 |
| 2014 | 7/6 | 530 | 0 | 0 | 0 | 0 | 0 | 3-3-1 |
| 2015 | 2/1 | 150 | 0 | 0 | 0 | 0 | 0 | 0-1-1 |
| 2017 | 3/2 | 156 | 0 | 0 | 0 | 1 | 0 | 1-0-2 |
| 16 Year Totals | 126/100 | 9040 | 17 | 13 | 47 | 11 | 0 | 73-32-22 |

BECKERMAN, KYLE

Midfielder / Ht.: 5-10 / Wt.: 155 / Born: April 23, 1982

| | GP/GS | MIN | G | A | Pts | Y | R | W-L-T |
|----------------------|--------------|-------------|----------|----------|----------|----------|----------|----------------|
| 2007 | 3/1 | 107 | 0 | 0 | 0 | 0 | 0 | 1-2-0 |
| 2009 | 7/5 | 508 | 1 | 0 | 2 | 2 | 0 | 5-1-1 |
| 2010 | 2/2 | 137 | 0 | 0 | 0 | 0 | 0 | 1-1-0 |
| 2011 | 6/5 | 469 | 0 | 0 | 0 | 0 | 0 | 2-3-1 |
| 2012 | 5/2 | 186 | 0 | 0 | 0 | 0 | 0 | 2-2-1 |
| 2013 | 10/9 | 680 | 0 | 2 | 2 | 0 | 0 | 9-0-1 |
| 2014 | 9/8 | 723 | 0 | 0 | 0 | 2 | 0 | 4-3-2 |
| 2015 | 9/7 | 588 | 0 | 0 | 0 | 2 | 0 | 6-2-1 |
| 2016 | 7/6 | 317 | 0 | 0 | 0 | 0 | 0 | 6-1-0 |
| 9 Year Totals | 58/45 | 3715 | 1 | 2 | 4 | 6 | 0 | 36-15-7 |

ALL-TIME PLAYER REGISTER

BEDOYA, ALEJANDRO

Midfielder / Ht.: 5-10 / Wt.: 160 / Born: April 29, 1987

| | GP/GS | MIN | G | A | Pts | Y | R | W-L-T |
|----------------------|--------------|-------------|----------|-----------|-----------|----------|----------|-----------------|
| 2010 | 6/2 | 256 | 0 | 0 | 0 | 0 | 0 | 1-4-1 |
| 2011 | 7/4 | 382 | 0 | 0 | 0 | 1 | 0 | 3-3-1 |
| 2013 | 12/9 | 822 | 1 | 4 | 6 | 1 | 0 | 9-1-2 |
| 2014 | 12/11 | 862 | 1 | 0 | 2 | 0 | 0 | 4-5-3 |
| 2015 | 7/7 | 437 | 0 | 1 | 1 | 0 | 0 | 2-3-2 |
| 2016 | 11/10 | 765 | 0 | 3 | 3 | 2 | 0 | 8-3-0 |
| 2017 | 11/3 | 428 | 0 | 3 | 3 | 1 | 0 | 7-0-4 |
| 7 Year Totals | 66/46 | 3962 | 2 | 11 | 15 | 5 | 0 | 34-19-13 |

BELTRAN, TONY

Defender / Ht.: 5-8 / Wt.: 150 / Born: Oct. 11, 1987

| | GP/GS | MIN | G | A | Pts | Y | R | W-L-T |
|----------------------|------------|------------|----------|----------|----------|----------|----------|--------------|
| 2013 | 2/2 | 135 | 0 | 0 | 0 | 0 | 0 | 1-0-1 |
| 2014 | 1/1 | 71 | 0 | 0 | 0 | 0 | 0 | 0-0-1 |
| 2 Year Totals | 3/3 | 206 | 0 | 0 | 0 | 0 | 0 | 1-0-2 |

BENEDETTI, SCOTT

Forward / Ht.: 5-11 / Wt.: 175 / Born: Nov. 13, 1966

| | GP/GS | MIN | G | A | Pts | Y | R | W-L-T |
|------|-------|-----|---|---|-----|---|---|-------|
| 1996 | 1/1 | 80 | 0 | 0 | 0 | 0 | 0 | 0-0-1 |

BENEDICT, BRIAN

| | GP/GS | MIN | G | A | Pts | Y | R | W-L-T |
|----------------------|------------|------------|----------|----------|----------|----------|----------|--------------|
| 1991 | 1/0 | 45 | 0 | 0 | 0 | 0 | 0 | 1-0-0 |
| 1992 | 3/2 | 109 | 0 | 0 | 0 | 0 | 0 | 1-1-1 |
| 2 Year Totals | 4/2 | 154 | 0 | 0 | 0 | 0 | 0 | 2-1-1 |

BERHALTER, GREGG

Defender / Ht.: 6-1 / Wt.: 175 / Born: Aug. 1, 1973

| | GP/GS | MIN | G | A | Pts | Y | R | W-L-T |
|-----------------------|--------------|-------------|----------|----------|----------|-----------|----------|----------------|
| 1994 | 1/0 | 44 | 0 | 0 | 0 | 0 | 0 | 0-1-0 |
| 1995 | 1/0 | 31 | 0 | 0 | 0 | 0 | 0 | 0-1-0 |
| 1998 | 2/2 | 135 | 0 | 0 | 0 | 1 | 0 | 2-0-0 |
| 1999 | 5/4 | 372 | 0 | 0 | 0 | 2 | 0 | 2-3-0 |
| 2000 | 8/7 | 649 | 0 | 0 | 0 | 1 | 0 | 4-2-2 |
| 2001 | 4/2 | 92 | 0 | 0 | 0 | 0 | 0 | 3-0-1 |
| 2002 | 8/6 | 519 | 0 | 0 | 0 | 3 | 0 | 3-5-0 |
| 2003 | 3/3 | 258 | 0 | 0 | 0 | 2 | 0 | 1-2-0 |
| 2004 | 4/4 | 360 | 0 | 0 | 0 | 0 | 0 | 3-1-0 |
| 2005 | 6/4 | 369 | 0 | 0 | 0 | 2 | 0 | 4-1-1 |
| 2006 | 2/2 | 135 | 0 | 0 | 0 | 0 | 0 | 1-1-0 |
| 11 Year Totals | 44/34 | 2964 | 0 | 0 | 0 | 11 | 0 | 23-17-4 |

BESLER, MATT

Defender / Ht.: 6-0 / Wt.: 170 / Born: Feb. 11, 1987

| | GP/GS | MIN | G | A | Pts | Y | R | W-L-T |
|----------------------|--------------|-------------|----------|----------|----------|----------|----------|----------------|
| 2013 | 12/11 | 996 | 0 | 0 | 0 | 2 | 0 | 8-2-2 |
| 2014 | 11/11 | 840 | 0 | 0 | 0 | 1 | 0 | 5-3-3 |
| 2015 | 6/5 | 509 | 0 | 1 | 1 | 1 | 0 | 3-2-1 |
| 2016 | 10/9 | 768 | 1 | 0 | 2 | 3 | 0 | 6-3-1 |
| 2017 | 8/8 | 720 | 0 | 0 | 0 | 1 | 0 | 5-1-2 |
| 5 Year Totals | 47/44 | 3113 | 1 | 1 | 3 | 8 | 0 | 27-11-9 |

BIRNBAUM, STEVE

Defender / Ht.: 6-2 / Wt.: 180 / Born: Jan. 23, 1991

| | GP/GS | MIN | G | A | Pts | Y | R | W-L-T |
|----------------------|-------------|------------|----------|----------|----------|----------|----------|--------------|
| 2015 | 1/1 | 90 | 0 | 0 | 0 | 0 | 0 | 0-1-0 |
| 2016 | 8/5 | 482 | 1 | 1 | 3 | 0 | 0 | 7-1-0 |
| 2017 | 2/2 | 180 | 0 | 0 | 0 | 0 | 0 | 1-0-1 |
| 3 Year Totals | 11/8 | 752 | 1 | 1 | 3 | 0 | 0 | 9-2-1 |

BLISS, BRIAN

Defender / Ht.: 5-8 / Wt.: 150 / Born: Sept. 28, 1965

| | GP/GS | MIN | G | A | Pts | Y | R | W-L-T |
|----------------------|--------------|-------------|----------|----------|----------|----------|----------|----------------|
| 1984 | 1/1 | 90 | 0 | 0 | 0 | 0 | 0 | 0-0-1 |
| 1987 | 2/2 | 160 | 0 | 0 | 0 | 0 | 0 | 1-1-0 |
| 1988 | 4/3 | 340 | 1 | 0 | 2 | 0 | 0 | 1-1-2 |
| 1989 | 11/9 | 900 | 1 | 0 | 2 | 0 | 0 | 6-3-2 |
| 1990 | 10/3 | 319 | 0 | 0 | 0 | 0 | 0 | 3-5-2 |
| 1993 | 1/0 | 30 | 0 | 0 | 0 | 0 | 0 | 0-1-0 |
| 1994 | 1/0 | 83 | 0 | 0 | 0 | 0 | 0 | 0-0-1 |
| 1995 | 3/1 | 93 | 0 | 0 | 0 | 0 | 0 | 1-1-1 |
| 8 Year Totals | 33/19 | 2015 | 2 | 0 | 4 | 0 | 0 | 12-12-9 |

BOCANEGRA, CARLOS

Defender / Ht.: 6-0 / Wt.: 170 / Born: May 25, 1979

| | GP/GS | MIN | G | A | Pts | Y | R | W-L-T |
|-----------------------|----------------|-------------|-----------|----------|-----------|-----------|----------|-----------------|
| 2001 | 1/0 | 45 | 0 | 0 | 0 | 0 | 0 | 0-1-0 |
| 2002 | 6/6 | 525 | 0 | 0 | 0 | 1 | 0 | 5-0-1 |
| 2003 | 13/13 | 1151 | 4 | 2 | 10 | 4 | 0 | 8-3-2 |
| 2004 | 10/9 | 830 | 1 | 3 | 5 | 0 | 0 | 5-1-4 |
| 2005 | 8/7 | 605 | 1 | 1 | 3 | 2 | 0 | 4-3-1 |
| 2006 | 4/3 | 306 | 0 | 0 | 0 | 3 | 1 | 2-1-1 |
| 2007 | 11/11 | 930 | 2 | 0 | 4 | 6 | 0 | 9-2-0 |
| 2008 | 9/9 | 810 | 2 | 1 | 5 | 0 | 0 | 6-2-1 |
| 2009 | 14/14 | 1200 | 1 | 0 | 2 | 2 | 0 | 7-5-2 |
| 2010 | 9/9 | 759 | 1 | 0 | 2 | 1 | 0 | 3-3-3 |
| 2011 | 15/14 | 1291 | 0 | 1 | 1 | 5 | 0 | 6-7-2 |
| 2012 | 10/10 | 770 | 2 | 0 | 4 | 2 | 0 | 6-1-3 |
| 12 Year Totals | 110/105 | 9222 | 14 | 8 | 36 | 26 | 1 | 61-29-20 |

BORCHERS, NAT

Defender / Ht.: 6-2 / Wt.: 175 / Born: April 13, 1981

| | GP/GS | MIN | G | A | Pts | Y | R | W-L-T |
|----------------------|------------|------------|----------|----------|----------|----------|----------|--------------|
| 2005 | 2/1 | 95 | 0 | 0 | 0 | 1 | 0 | 2-0-0 |
| 2010 | 1/0 | 24 | 0 | 0 | 0 | 0 | 0 | 1-0-0 |
| 2 Year Totals | 3/1 | 119 | 0 | 0 | 0 | 1 | 0 | 3-0-0 |

BORNSTEIN, JONATHAN

Defender / Ht.: 5-9 / Wt.: 145 / Born: Nov. 7, 1984

| | GP/GS | MIN | G | A | Pts | Y | R | W-L-T |
|----------------------|--------------|-------------|----------|----------|----------|----------|----------|----------------|
| 2007 | 12/11 | 968 | 1 | 0 | 2 | 4 | 0 | 9-3-0 |
| 2008 | 1/1 | 90 | 0 | 0 | 0 | 0 | 0 | 1-0-0 |
| 2009 | 13/11 | 992 | 1 | 0 | 2 | 2 | 0 | 8-4-1 |
| 2010 | 10/8 | 696 | 0 | 0 | 0 | 0 | 0 | 5-5-0 |
| 2011 | 2/1 | 156 | 0 | 0 | 0 | 0 | 0 | 0-2-0 |
| 5 Year Totals | 38/32 | 2902 | 2 | 0 | 4 | 6 | 0 | 23-14-1 |

BOSWELL, BOBBY

Defender / Ht.: 6-2 / Wt.: 185 / Born: March 15, 1983

| | GP/GS | MIN | G | A | Pts | Y | R | W-L-T |
|----------------------|------------|------------|----------|----------|----------|----------|----------|--------------|
| 2006 | 1/0 | 15 | 0 | 0 | 0 | 0 | 0 | 1-0-0 |
| 2007 | 2/2 | 178 | 0 | 0 | 0 | 0 | 0 | 1-1-0 |
| 2 Year Totals | 3/2 | 193 | 0 | 0 | 0 | 0 | 0 | 2-1-0 |

BOYD, TERRENCE

Forward / Ht.: 6-0 / Wt.: 180 / Born: Feb. 16, 1991

| | GP/GS | MIN | G | A | Pts | Y | R | W-L-T |
|----------------------|-------------|------------|----------|----------|----------|----------|----------|--------------|
| 2012 | 7/1 | 170 | 0 | 1 | 1 | 0 | 0 | 4-2-1 |
| 2013 | 5/0 | 78 | 0 | 1 | 1 | 0 | 0 | 2-2-1 |
| 2016 | 1/0 | 3 | 0 | 0 | 0 | 0 | 0 | 0-0-1 |
| 3 Year Totals | 13/1 | 251 | 0 | 2 | 2 | 0 | 0 | 6-4-3 |

BOYD, TYLER

Forward / Ht.: 6-0 / Wt.: 160 / Born: Dec. 30, 1994

| | GP/GS | MIN | G | A | Pts | Y | R | W-L-T |
|------|-------|-----|---|---|-----|---|---|-------|
| 2019 | 10/6 | 510 | 2 | 1 | 5 | 0 | 0 | 7-2-1 |

BRADLEY, MICHAEL

Midfielder / Ht.: 6-2 / Wt.: 175 / Born: July 31, 1987

| | GP/GS | MIN | G | A | Pts | Y | R | W-L-T |
|-----------------------|----------------|--------------|-----------|-----------|-----------|-----------|----------|-----------------|
| 2006 | 2/0 | 10 | 0 | 0 | 0 | 0 | 0 | 2-0-0 |
| 2007 | 12/10 | 940 | 1 | 0 | 2 | 2 | 1 | 9-2-1 |
| 2008 | 11/11 | 893 | 2 | 0 | 4 | 4 | 0 | 7-2-2 |
| 2009 | 15/15 | 1315 | 4 | 0 | 8 | 3 | 1 | 7-6-2 |
| 2010 | 10/10 | 930 | 1 | 0 | 2 | 0 | 0 | 3-3-4 |
| 2011 | 13/10 | 991 | 1 | 3 | 5 | 1 | 0 | 6-5-2 |
| 2012 | 9/9 | 810 | 2 | 2 | 6 | 2 | 0 | 5-1-3 |
| 2013 | 10/10 | 900 | 0 | 2 | 2 | 0 | 0 | 6-2-2 |
| 2014 | 9/9 | 824 | 1 | 5 | 7 | 0 | 0 | 4-2-3 |
| 2015 | 18/18 | 1668 | 3 | 6 | 12 | 4 | 0 | 9-5-4 |
| 2016 | 17/17 | 1500 | 0 | 3 | 3 | 3 | 0 | 10-6-1 |
| 2017 | 14/13 | 1198 | 2 | 1 | 5 | 0 | 0 | 7-2-5 |
| 2018 | 2/1 | 101 | 0 | 0 | 0 | 0 | 0 | 0-1-1 |
| 2019 | 9/8 | 717 | 0 | 1 | 1 | 0 | 0 | 6-2-1 |
| 14 Year Totals | 151/141 | 11797 | 17 | 23 | 57 | 19 | 2 | 81-39-31 |

USMNT

MNT HISTORY

WORLD CUP HISTORY

PROGRAMS

COMPETITIONS

U.S. HISTORY & INFO

BRAVO, PAUL

Forward / Ht.: 6-0 / Wt.: 175 / Born: July 19, 1968

| | GP/GS | MIN | G | A | Pts | Y | R | W-L-T |
|----------------------|------------|------------|----------|----------|----------|----------|----------|--------------|
| 1994 | 1/0 | 8 | 0 | 0 | 0 | 0 | 0 | 0-0-1 |
| 1995 | 1/0 | 28 | 0 | 0 | 0 | 0 | 0 | 0-1-0 |
| 1999 | 2/2 | 136 | 1 | 1 | 3 | 1 | 0 | 2-0-0 |
| 3 Year Totals | 4/2 | 172 | 1 | 1 | 3 | 1 | 0 | 2-1-1 |

BROOKS, JOHN

Defender / Ht.: 6-4 / Wt.: 170 / Born: Jan. 28, 1993

| | GP/GS | MIN | G | A | Pts | Y | R | W-L-T |
|----------------------|--------------|-------------|----------|----------|----------|----------|----------|----------------|
| 2013 | 2/2 | 180 | 0 | 0 | 0 | 0 | 0 | 1-1-0 |
| 2014 | 6/4 | 421 | 1 | 0 | 2 | 0 | 0 | 3-2-1 |
| 2015 | 10/10 | 871 | 1 | 0 | 2 | 3 | 0 | 5-2-3 |
| 2016 | 11/11 | 887 | 1 | 0 | 2 | 2 | 0 | 7-4-0 |
| 2017 | 4/4 | 261 | 0 | 0 | 0 | 0 | 0 | 2-0-2 |
| 2018 | 3/3 | 270 | 0 | 0 | 0 | 0 | 0 | 0-3-0 |
| 2019 | 2/2 | 180 | 0 | 0 | 0 | 0 | 0 | 2-0-0 |
| 2020 | 1/1 | 90 | 0 | 0 | 0 | 0 | 0 | 0-0-1 |
| 8 Year Totals | 39/37 | 3060 | 3 | 0 | 6 | 5 | 0 | 20-12-7 |

BROSE, DARIO

Midfielder / Ht.: 5-6 / Wt.: 150 / Born: Jan. 27, 1970

| | GP/GS | MIN | G | A | Pts | Y | R | W-L-T |
|----------------------|------------|------------|----------|----------|----------|----------|----------|--------------|
| 1994 | 2/0 | 80 | 0 | 0 | 0 | 0 | 0 | 1-0-1 |
| 1996 | 1/1 | 90 | 1 | 0 | 0 | 0 | 0 | 0-1-0 |
| 1997 | 1/1 | 45 | 0 | 0 | 0 | 0 | 0 | 0-1-0 |
| 3 Year Totals | 4/2 | 215 | 1 | 0 | 2 | 0 | 0 | 1-2-1 |

BROWN, C.J.

Defender / Ht.: 6-0 / Wt.: 185 / Born: June 15, 1975

| | GP/GS | MIN | G | A | Pts | Y | R | W-L-T |
|----------------------|--------------|-------------|----------|----------|----------|----------|----------|---------------|
| 1998 | 1/0 | 1 | 0 | 0 | 0 | 0 | 0 | 0-0-1 |
| 1999 | 8/7 | 656 | 0 | 0 | 0 | 1 | 0 | 6-1-1 |
| 2000 | 5/3 | 327 | 0 | 0 | 0 | 0 | 0 | 3-0-2 |
| 2003 | 1/1 | 90 | 0 | 0 | 0 | 0 | 0 | 1-0-0 |
| 4 Year Totals | 15/11 | 1074 | 0 | 0 | 0 | 1 | 0 | 10-1-4 |

BRUIN, WILL

Defender / Ht.: 6-2 / Wt.: 195 / Born: Oct. 24, 1989

| | GP/GS | MIN | G | A | Pts | Y | R | W-L-T |
|------|-------|-----|---|---|-----|---|---|-------|
| 2013 | 2/0 | 35 | 0 | 0 | 0 | 0 | 0 | 1-0-1 |

BUDDLE, EDSON

Forward / Ht.: 6-1 / Wt.: 185 / Born: May 21, 1981

| | GP/GS | MIN | G | A | Pts | Y | R | W-L-T |
|----------------------|-------------|------------|----------|----------|----------|----------|----------|--------------|
| 2003 | 1/0 | 11 | 0 | 0 | 0 | 0 | 0 | 1-0-0 |
| 2010 | 5/3 | 208 | 2 | 1 | 5 | 0 | 0 | 2-2-1 |
| 2011 | 4/2 | 214 | 1 | 0 | 2 | 0 | 0 | 1-2-1 |
| 2012 | 1/0 | 1 | 0 | 0 | 0 | 0 | 0 | 1-0-0 |
| 4 Year Totals | 11/5 | 434 | 3 | 1 | 7 | 0 | 0 | 5-4-2 |

BUNBURY, TEAL

Forward / Ht.: 6-2 / Wt.: 185 / Born: Feb. 27, 1990

| | GP/GS | MIN | G | A | Pts | Y | R | W-L-T |
|----------------------|------------|------------|----------|----------|----------|----------|----------|--------------|
| 2010 | 1/0 | 45 | 0 | 0 | 0 | 0 | 0 | 1-0-0 |
| 2011 | 1/0 | 31 | 1 | 0 | 2 | 0 | 0 | 0-0-1 |
| 2012 | 2/2 | 162 | 0 | 1 | 1 | 0 | 0 | 2-0-0 |
| 3 Year Totals | 4/2 | 238 | 1 | 1 | 3 | 0 | 0 | 3-0-1 |

BURNS, MIKE

Defender / Ht.: 5-9 / Wt.: 165 / Born: Sept. 14, 1970

| | GP/GS | MIN | G | A | Pts | Y | R | W-L-T |
|----------------------|--------------|-------------|----------|----------|----------|-----------|----------|-----------------|
| 1992 | 1/1 | 90 | 0 | 0 | 0 | 0 | 0 | 1-0-0 |
| 1994 | 20/16 | 1467 | 0 | 2 | 2 | 7 | 0 | 6-4-10 |
| 1995 | 14/13 | 1172 | 0 | 1 | 1 | 2 | 0 | 5-6-3 |
| 1996 | 13/9 | 911 | 0 | 2 | 2 | 2 | 0 | 8-3-2 |
| 1997 | 13/9 | 887 | 0 | 1 | 1 | 1 | 0 | 3-5-5 |
| 1998 | 14/13 | 1170 | 0 | 0 | 0 | 3 | 0 | 6-5-3 |
| 6 Year Totals | 75/60 | 5697 | 0 | 6 | 6 | 15 | 0 | 29-23-23 |

CALICHMAN, DAN

Defender / Ht.: 6-0 / Wt.: 180 / Born: Feb. 21, 1968

| | GP/GS | MIN | G | A | Pts | Y | R | W-L-T |
|------|-------|-----|---|---|-----|---|---|-------|
| 1997 | 3/2 | 154 | 0 | 0 | 0 | 0 | 0 | 0-3-0 |

CALIFF, DAN

Defender / Ht.: 6-1 / Wt.: 175 / Born: March 17, 1980

| | GP/GS | MIN | G | A | Pts | Y | R | W-L-T |
|----------------------|--------------|-------------|----------|----------|----------|----------|----------|---------------|
| 2002 | 2/2 | 180 | 0 | 0 | 0 | 1 | 0 | 2-0-0 |
| 2003 | 9/9 | 810 | 0 | 0 | 0 | 3 | 0 | 5-2-2 |
| 2004 | 1/0 | 16 | 1 | 0 | 2 | 0 | 0 | 0-0-1 |
| 2005 | 1/1 | 90 | 0 | 0 | 0 | 0 | 0 | 1-0-0 |
| 2007 | 5/1 | 208 | 0 | 0 | 0 | 0 | 0 | 3-2-0 |
| 2008 | 3/3 | 270 | 0 | 0 | 0 | 0 | 0 | 1-1-1 |
| 2009 | 2/2 | 180 | 0 | 0 | 0 | 1 | 0 | 1-0-1 |
| 7 Year Totals | 23/18 | 1754 | 1 | 0 | 2 | 5 | 0 | 13-5-5 |

CALIGIURI, PAUL

Defender / Ht.: 5-10 / Wt.: 175 / Born: March 9, 1964

| | GP/GS | MIN | G | A | Pts | Y | R | W-L-T |
|-----------------------|---------------|-------------|----------|----------|-----------|----------|----------|-----------------|
| 1984 | 6/6 | 540 | 0 | 0 | 0 | 0 | 0 | 2-2-2 |
| 1985 | 8/7 | 560 | 1 | 0 | 2 | 0 | 0 | 2-3-3 |
| 1986 | 2/2 | 180 | 0 | 0 | 0 | 0 | 0 | 0-0-2 |
| 1989 | 5/4 | 405 | 1 | 0 | 2 | 0 | 0 | 3-2-0 |
| 1990 | 16/13 | 1150 | 2 | 1 | 5 | 1 | 0 | 4-11-1 |
| 1991 | 8/8 | 720 | 0 | 0 | 0 | 0 | 0 | 6-0-2 |
| 1992 | 7/6 | 509 | 0 | 1 | 1 | 0 | 0 | 3-2-2 |
| 1993 | 15/12 | 1075 | 0 | 0 | 1 | 0 | 0 | 2-4-9 |
| 1994 | 20/16 | 1420 | 0 | 2 | 2 | 1 | 0 | 4-7-9 |
| 1995 | 14/14 | 1250 | 1 | 0 | 2 | 0 | 0 | 5-5-4 |
| 1996 | 8/4 | 454 | 0 | 0 | 0 | 3 | 0 | 6-1-1 |
| 1997 | 1/1 | 90 | 0 | 0 | 0 | 0 | 0 | 1-0-0 |
| 12 Year Totals | 110/93 | 8353 | 5 | 4 | 14 | 6 | 0 | 38-37-35 |

CAMERON, GEOFF

Midfielder / Ht.: 6-3 / Wt.: 185 / Born: July 11, 1985

| | GP/GS | MIN | G | A | Pts | Y | R | W-L-T |
|----------------------|--------------|-------------|----------|----------|----------|----------|----------|-----------------|
| 2010 | 1/0 | 5 | 0 | 0 | 0 | 0 | 0 | 1-0-0 |
| 2012 | 10/9 | 812 | 0 | 0 | 0 | 0 | 1 | 7-1-2 |
| 2013 | 12/10 | 938 | 1 | 1 | 3 | 2 | 0 | 6-4-2 |
| 2014 | 8/8 | 705 | 0 | 0 | 0 | 2 | 0 | 4-2-2 |
| 2015 | 6/5 | 435 | 2 | 0 | 4 | 0 | 0 | 2-3-1 |
| 2016 | 12/12 | 1080 | 1 | 0 | 2 | 0 | 0 | 8-4-0 |
| 2017 | 6/5 | 401 | 0 | 0 | 0 | 1 | 0 | 2-1-3 |
| 7 Year Totals | 55/49 | 4376 | 4 | 1 | 9 | 5 | 1 | 30-15-10 |

CANNON, REGGIE

Defender / Ht.: 5-11 / Wt.: 165 / Born: June 11, 1998

| | GP/GS | MIN | G | A | Pts | Y | R | W-L-T |
|----------------------|--------------|------------|----------|----------|----------|----------|----------|--------------|
| 2018 | 2/2 | 161 | 0 | 0 | 0 | 1 | 0 | 0-1-1 |
| 2019 | 8/6 | 561 | 0 | 1 | 1 | 0 | 0 | 5-2-1 |
| 2020 | 3/2 | 183 | 0 | 1 | 1 | 0 | 0 | 2-0-1 |
| 3 Year Totals | 17/10 | 905 | 0 | 2 | 2 | 1 | 0 | 7-3-3 |

CARDOSO, JOHNNY

Midfielder / Ht.: 5-11 / Wt.: 165 / Born: Sept. 20, 2001

| | GP/GS | MIN | G | A | Pts | Y | R | W-L-T |
|------|-------|-----|---|---|-----|---|---|-------|
| 2020 | 2/0 | 47 | 0 | 0 | 0 | 0 | 0 | 1-0-1 |

CARROLL, BRIAN

Midfielder / Ht.: 5-10 / Wt.: 150 / Born: July 20, 1981

| | GP/GS | MIN | G | A | Pts | Y | R | W-L-T |
|----------------------|------------|------------|----------|----------|----------|----------|----------|--------------|
| 2005 | 2/2 | 180 | 0 | 0 | 0 | 0 | 0 | 1-0-1 |
| 2006 | 2/0 | 40 | 0 | 0 | 0 | 0 | 0 | 2-0-0 |
| 2007 | 2/0 | 17 | 0 | 0 | 0 | 1 | 0 | 2-0-0 |
| 2009 | 1/0 | 22 | 0 | 0 | 0 | 0 | 0 | 1-0-0 |
| 2010 | 1/1 | 90 | 0 | 0 | 0 | 0 | 0 | 1-0-0 |
| 5 Year Totals | 8/3 | 349 | 0 | 0 | 0 | 1 | 0 | 7-0-1 |

CARTER-VICKERS, CAMERON

Defender / Ht.: 6-1 / Wt.: 200 / Born: Dec. 31, 1997

| | GP/GS | MIN | G | A | Pts | Y | R | W-L-T |
|----------------------|------------|------------|----------|----------|----------|----------|----------|--------------|
| 2017 | 1/0 | 45 | 0 | 0 | 0 | 0 | 0 | 0-0-1 |
| 2018 | 6/6 | 611 | 0 | 0 | 0 | 2 | 0 | 2-2-2 |
| 2019 | 1/1 | 66 | 0 | 0 | 0 | 0 | 0 | 0-1-0 |
| 3 Year Totals | 8/7 | 722 | 0 | 0 | 0 | 2 | 0 | 2-3-3 |

ALL-TIME PLAYER REGISTER

19

CASEY, CONOR

Forward / Ht.: 6-1 / Wt.: 170 / Born: July 25, 1981

| | GP/GS | MIN | G | A | Pts | Y | R | W-L-T |
|----------------------|--------------|------------|----------|----------|----------|----------|----------|---------------|
| 2004 | 6/6 | 391 | 0 | 1 | 1 | 2 | 0 | 5-0-1 |
| 2005 | 2/1 | 75 | 0 | 0 | 0 | 0 | 0 | 1-1-0 |
| 2008 | 1/0 | 15 | 0 | 0 | 0 | 0 | 0 | 1-0-0 |
| 2009 | 8/4 | 344 | 2 | 0 | 4 | 1 | 0 | 4-3-1 |
| 2010 | 2/1 | 76 | 0 | 0 | 0 | 0 | 0 | 1-1-0 |
| 5 Year Totals | 19/12 | 901 | 2 | 1 | 5 | 3 | 0 | 12-5-2 |

CASTILLO, EDGAR

Midfielder / Ht.: 5-7 / Wt.: 145 / Born: Oct. 8, 1986

| | GP/GS | MIN | G | A | Pts | Y | R | W-L-T |
|----------------------|--------------|-------------|----------|----------|----------|----------|----------|---------------|
| 2009 | 1/0 | 30 | 0 | 0 | 0 | 0 | 0 | 0-1-0 |
| 2011 | 2/2 | 180 | 0 | 0 | 0 | 0 | 0 | 0-1-1 |
| 2012 | 4/2 | 195 | 0 | 0 | 0 | 0 | 0 | 2-1-1 |
| 2013 | 8/3 | 361 | 0 | 2 | 2 | 0 | 0 | 8-0-0 |
| 2014 | 1/1 | 62 | 0 | 0 | 0 | 0 | 0 | 0-1-0 |
| 2016 | 2/2 | 180 | 0 | 0 | 0 | 0 | 0 | 1-1-0 |
| 6 Year Totals | 18/10 | 1008 | 0 | 2 | 2 | 0 | 0 | 11-5-2 |

CHANDLER, TIMMY

Defender / Ht.: 6-1 / Wt.: 180 / Born: March 29, 1990

| | GP/GS | MIN | G | A | Pts | Y | R | W-L-T |
|----------------------|--------------|-------------|----------|----------|----------|----------|----------|----------------|
| 2011 | 8/7 | 640 | 0 | 0 | 0 | 1 | 0 | 2-5-1 |
| 2012 | 1/1 | 90 | 0 | 0 | 0 | 0 | 0 | 0-0-1 |
| 2013 | 1/1 | 90 | 0 | 0 | 0 | 0 | 0 | 0-1-0 |
| 2014 | 7/5 | 468 | 0 | 0 | 0 | 0 | 0 | 4-1-2 |
| 2015 | 9/9 | 766 | 1 | 2 | 4 | 3 | 0 | 5-1-3 |
| 2016 | 3/2 | 208 | 0 | 0 | 0 | 2 | 0 | 1-2-0 |
| 6 Year Totals | 29/25 | 2262 | 1 | 2 | 4 | 5 | 0 | 12-10-7 |

CHERUNDOLO, STEVE

Defender / Ht.: 5-6 / Wt.: 145 / Born: Feb. 19, 1979

| | GP/GS | MIN | G | A | Pts | Y | R | W-L-T |
|-----------------------|--------------|-------------|----------|-----------|-----------|-----------|----------|-----------------|
| 1999 | 1/1 | 90 | 0 | 0 | 0 | 0 | 0 | 0-0-1 |
| 2001 | 8/8 | 677 | 0 | 1 | 1 | 1 | 0 | 3-2-3 |
| 2002 | 1/1 | 71 | 0 | 0 | 0 | 0 | 0 | 0-1-0 |
| 2003 | 5/5 | 425 | 0 | 0 | 0 | 3 | 0 | 3-1-1 |
| 2004 | 6/5 | 389 | 0 | 2 | 2 | 0 | 0 | 4-1-1 |
| 2005 | 10/10 | 826 | 0 | 1 | 1 | 0 | 0 | 6-2-2 |
| 2006 | 7/7 | 556 | 1 | 1 | 3 | 1 | 0 | 2-4-1 |
| 2007 | 5/5 | 394 | 1 | 1 | 3 | 0 | 0 | 3-2-0 |
| 2008 | 8/8 | 581 | 0 | 1 | 1 | 4 | 1 | 5-2-1 |
| 2009 | 6/5 | 423 | 0 | 1 | 1 | 0 | 0 | 4-2-0 |
| 2010 | 8/7 | 705 | 0 | 2 | 2 | 2 | 0 | 3-3-2 |
| 2011 | 13/12 | 1000 | 0 | 0 | 0 | 1 | 0 | 6-6-1 |
| 2012 | 9/9 | 781 | 0 | 0 | 0 | 0 | 0 | 6-1-2 |
| 13 Year Totals | 87/83 | 6918 | 2 | 10 | 14 | 12 | 1 | 45-27-15 |

CHING, BRIAN

Forward / Ht.: 6-1 / Wt.: 195 / Born: May 24, 1978

| | GP/GS | MIN | G | A | Pts | Y | R | W-L-T |
|----------------------|--------------|-------------|-----------|----------|-----------|----------|----------|---------------|
| 2003 | 1/0 | 16 | 0 | 0 | 0 | 0 | 0 | 1-0-0 |
| 2004 | 4/2 | 222 | 2 | 0 | 4 | 0 | 0 | 1-0-3 |
| 2005 | 6/4 | 385 | 0 | 0 | 0 | 0 | 0 | 4-1-1 |
| 2006 | 9/5 | 421 | 2 | 0 | 4 | 0 | 0 | 5-2-2 |
| 2007 | 5/3 | 260 | 1 | 2 | 4 | 1 | 0 | 5-0-0 |
| 2008 | 7/6 | 480 | 4 | 1 | 9 | 0 | 0 | 7-0-0 |
| 2009 | 11/10 | 795 | 1 | 1 | 3 | 0 | 0 | 8-1-2 |
| 2010 | 2/0 | 90 | 1 | 1 | 3 | 0 | 0 | 1-1-0 |
| 8 Year Totals | 45/30 | 2669 | 11 | 5 | 27 | 1 | 0 | 32-5-8 |

CHRONOPOULOS, TED

Defender / Ht.: 6-0 / Wt.: 168 / Born: Sept. 16, 1972

| | GP/GS | MIN | G | A | Pts | Y | R | W-L-T |
|------|-------|-----|---|---|-----|---|---|-------|
| 1999 | 1/0 | 19 | 0 | 0 | 0 | 0 | 0 | 1-0-0 |

CHUNG, MARK

Midfielder / Ht.: 5-7 / Wt.: 140 / Born: June 18, 1970

| | GP/GS | MIN | G | A | Pts | Y | R | W-L-T |
|----------------------|-------------|------------|----------|----------|----------|----------|----------|---------------|
| 1992 | 7/2 | 285 | 0 | 0 | 0 | 0 | 0 | 2-3-2 |
| 1993 | 14/3 | 519 | 2 | 2 | 6 | 0 | 0 | 4-4-6 |
| 1994 | 1/0 | 7 | 0 | 0 | 0 | 0 | 0 | 0-0-1 |
| 1997 | 1/1 | 59 | 0 | 0 | 0 | 0 | 0 | 0-1-0 |
| 1998 | 1/0 | 21 | 0 | 0 | 0 | 0 | 0 | 0-0-1 |
| 5 Year Totals | 24/6 | 891 | 2 | 2 | 6 | 0 | 0 | 6-8-10 |

CLARK, COLIN

Midfielder / Ht.: 5-11 / Wt.: 161 / Born: April 11, 1984

| | GP/GS | MIN | G | A | Pts | Y | R | W-L-T |
|------|-------|-----|---|---|-----|---|---|-------|
| 2009 | 1/1 | 70 | 0 | 0 | 0 | 0 | 0 | 0-0-1 |

CLARK, RICARDO

Midfielder / Ht.: 5-10 / Wt.: 150 / Born: May 10, 1983

| | GP/GS | MIN | G | A | Pts | Y | R | W-L-T |
|----------------------|--------------|-------------|----------|----------|----------|----------|----------|---------------|
| 2005 | 1/0 | 23 | 0 | 0 | 0 | 0 | 0 | 1-0-0 |
| 2007 | 9/6 | 577 | 1 | 1 | 3 | 0 | 0 | 6-3-0 |
| 2008 | 6/5 | 449 | 0 | 0 | 0 | 2 | 0 | 4-1-1 |
| 2009 | 11/10 | 812 | 1 | 0 | 2 | 0 | 1 | 7-4-0 |
| 2010 | 4/4 | 255 | 0 | 0 | 0 | 2 | 0 | 2-1-1 |
| 2011 | 1/0 | 7 | 0 | 0 | 0 | 0 | 0 | 0-0-1 |
| 2012 | 2/1 | 95 | 1 | 0 | 2 | 0 | 0 | 2-0-0 |
| 7 Year Totals | 34/26 | 2218 | 3 | 1 | 7 | 4 | 1 | 22-9-3 |

CLAVIJO, FERNANDO

Defender / Ht.: 5-10 / Wt.: 160 / Born: Jan. 23, 1957

| | GP/GS | MIN | G | A | Pts | Y | R | W-L-T |
|----------------------|--------------|-------------|----------|----------|----------|----------|----------|-----------------|
| 1990 | 1/1 | 90 | 0 | 0 | 0 | 0 | 0 | 0-0-1 |
| 1991 | 14/13 | 1195 | 0 | 0 | 0 | 1 | 1 | 7-4-3 |
| 1992 | 15/12 | 1160 | 0 | 1 | 1 | 1 | 0 | 4-8-3 |
| 1993 | 23/23 | 2029 | 0 | 0 | 0 | 2 | 1 | 6-8-9 |
| 1994 | 8/6 | 591 | 0 | 0 | 0 | 3 | 1 | 2-4-2 |
| 5 Year Totals | 61/55 | 5332 | 0 | 1 | 1 | 7 | 3 | 19-24-18 |

CONRAD, JIMMY

Defender / Ht.: 6-2 / Wt.: 185 / Born: Feb. 12, 1977

| | GP/GS | MIN | G | A | Pts | Y | R | W-L-T |
|----------------------|--------------|-------------|----------|----------|----------|----------|----------|---------------|
| 2005 | 8/6 | 626 | 0 | 0 | 0 | 0 | 0 | 4-1-3 |
| 2006 | 9/8 | 759 | 0 | 0 | 0 | 0 | 0 | 5-2-2 |
| 2007 | 6/6 | 540 | 1 | 0 | 2 | 0 | 0 | 3-2-1 |
| 2008 | 1/1 | 45 | 0 | 0 | 0 | 0 | 0 | 1-0-0 |
| 2009 | 3/2 | 155 | 0 | 0 | 0 | 1 | 0 | 1-1-1 |
| 2010 | 1/0 | 17 | 0 | 0 | 0 | 1 | 0 | 0-1-0 |
| 6 Year Totals | 28/23 | 2142 | 1 | 0 | 2 | 1 | 1 | 14-7-7 |

CONVEY, BOBBY

Defender/Midfielder / Ht.: 5-8 / Wt.: 150 / Born: May 27, 1983

| | GP/GS | MIN | G | A | Pts | Y | R | W-L-T |
|----------------------|--------------|-------------|----------|----------|----------|----------|----------|----------------|
| 2000 | 1/0 | 1 | 0 | 0 | 0 | 0 | 0 | 1-0-0 |
| 2001 | 1/1 | 64 | 0 | 0 | 0 | 0 | 0 | 0-1-0 |
| 2002 | 1/0 | 29 | 0 | 0 | 0 | 0 | 0 | 1-0-0 |
| 2003 | 15/11 | 988 | 1 | 2 | 4 | 3 | 0 | 9-4-2 |
| 2004 | 9/7 | 717 | 0 | 1 | 1 | 2 | 0 | 5-1-3 |
| 2005 | 7/4 | 396 | 0 | 1 | 1 | 2 | 1 | 4-2-1 |
| 2006 | 8/4 | 401 | 0 | 1 | 1 | 0 | 0 | 3-4-1 |
| 2007 | 3/1 | 156 | 0 | 0 | 0 | 0 | 0 | 1-2-0 |
| 2008 | 1/1 | 69 | 0 | 0 | 0 | 0 | 0 | 0-0-1 |
| 9 Year Totals | 46/29 | 2420 | 1 | 5 | 7 | 7 | 1 | 24-14-8 |

COOPER, KENNY

Forward / Ht.: 6-3 / Wt.: 207 / Born: Oct. 21, 1984

| | GP/GS | MIN | G | A | Pts | Y | R | W-L-T |
|----------------------|-------------|------------|----------|----------|----------|----------|----------|--------------|
| 2007 | 2/0 | 60 | 1 | 0 | 2 | 1 | 0 | 1-0-1 |
| 2008 | 1/1 | 75 | 1 | 0 | 2 | 0 | 0 | 1-0-0 |
| 2009 | 7/1 | 205 | 2 | 0 | 4 | 1 | 0 | 4-1-2 |
| 3 Year Totals | 10/2 | 340 | 4 | 0 | 8 | 2 | 0 | 6-1-3 |

CORONA, JOE

Forward / Ht.: 5-10 / Wt.: 165 / Born: July 9, 1990

| | GP/GS | MIN | G | A | Pts | Y | R | W-L-T |
|----------------------|--------------|-------------|----------|----------|----------|----------|----------|---------------|
| 2012 | 3/0 | 26 | 0 | 0 | 0 | 0 | 0 | 3-0-0 |
| 2013 | 8/5 | 411 | 2 | 0 | 4 | 0 | 0 | 8-0-0 |
| 2014 | 3/1 | 125 | 0 | 0 | 0 | 0 | 0 | 1-0-2 |
| 2015 | 3/2 | 210 | 0 | 0 | 0 | 0 | 0 | 2-0-1 |
| 2017 | 3/3 | 199 | 1 | 0 | 2 | 1 | 0 | 2-0-1 |
| 2018 | 3/1 | 91 | 0 | 1 | 1 | 2 | 0 | 1-1-1 |
| 6 Year Totals | 23/12 | 1062 | 3 | 1 | 7 | 3 | 0 | 17-1-5 |

USMNT

MNT HISTORY

WORLD CUP HISTORY

PROGRAMS

COMPETITIONS

U.S. HISTORY & INFO

CORRALES, RAMIRO

Defender/Midfielder / Ht.: 6-0 / Wt.: 160 / Born: March 12, 1977

| | GP/GS | MIN | G | A | Pts | Y | R | W-L-T |
|----------------------|------------|------------|----------|----------|----------|----------|----------|--------------|
| 1996 | 1/0 | 10 | 0 | 0 | 0 | 0 | 0 | 0-1-0 |
| 1997 | 2/1 | 120 | 0 | 0 | 0 | 0 | 0 | 0-1-1 |
| 2004 | 1/1 | 65 | 0 | 0 | 0 | 0 | 0 | 0-0-1 |
| 2008 | 2/2 | 180 | 0 | 0 | 0 | 1 | 0 | 1-0-1 |
| 4 Year Totals | 6/4 | 375 | 0 | 0 | 0 | 1 | 0 | 1-2-3 |

COVONE, NEIL

Midfielder / Ht.: 5-6 / Wt.: 140 / Born: Aug. 31, 1969

| | GP/GS | MIN | G | A | Pts | Y | R | W-L-T |
|----------------------|------------|------------|----------|----------|----------|----------|----------|--------------|
| 1988 | 3/2 | 135 | 0 | 0 | 0 | 0 | 0 | 1-2-0 |
| 1990 | 3/1 | 108 | 0 | 0 | 0 | 0 | 0 | 3-0-0 |
| 2 Year Totals | 6/3 | 243 | 0 | 0 | 0 | 0 | 0 | 4-2-0 |

COZIER, MAC

Forward / Ht.: 5-8 / Wt.: 165 / Born: Oct. 23, 1973

| | GP/GS | MIN | G | A | Pts | Y | R | W-L-T |
|------|-------|-----|---|---|-----|---|---|-------|
| 1996 | 1/0 | 58 | 0 | 1 | 1 | 0 | 0 | 0-1-0 |

CRONIN, SAM

Midfielder / Ht.: 5-10 / Wt.: 165 / Born: Dec. 12, 1986

| | GP/GS | MIN | G | A | Pts | Y | R | W-L-T |
|------|-------|-----|---|---|-----|---|---|-------|
| 2009 | 2/1 | 100 | 0 | 0 | 0 | 0 | 0 | 0-1-1 |

CRUZ, ALBERTO

Defender / Ht.: 5-9 / Wt.: 165 / Born: July 10, 1971

| | GP/GS | MIN | G | A | Pts | Y | R | W-L-T |
|------|-------|-----|---|---|-----|---|---|-------|
| 1991 | 1/0 | 45 | 0 | 0 | 0 | 0 | 0 | 1-0-0 |

CULLEN, LEO

Defender / Ht.: 5-8 / Wt.: 160 / Born: Feb. 28, 1976

| | GP/GS | MIN | G | A | Pts | Y | R | W-L-T |
|----------------------|------------|------------|----------|----------|----------|----------|----------|--------------|
| 1999 | 2/1 | 94 | 0 | 0 | 0 | 0 | 0 | 1-0-1 |
| 2002 | 1/0 | 45 | 0 | 0 | 0 | 0 | 0 | 1-0-0 |
| 2 Year Totals | 3/1 | 139 | 0 | 0 | 0 | 0 | 0 | 2-0-1 |

CUNNINGHAM, JEFF

Forward / Ht.: 5-8 / Wt.: 155 / Born: Aug. 21, 1976

| | GP/GS | MIN | G | A | Pts | Y | R | W-L-T |
|----------------------|-------------|------------|----------|----------|----------|----------|----------|--------------|
| 2001 | 1/0 | 45 | 0 | 0 | 0 | 0 | 0 | 0-1-0 |
| 2002 | 4/0 | 83 | 0 | 1 | 1 | 0 | 0 | 4-0-0 |
| 2003 | 3/1 | 79 | 0 | 1 | 1 | 0 | 0 | 2-1-0 |
| 2005 | 2/1 | 57 | 0 | 0 | 0 | 1 | 0 | 1-0-1 |
| 2009 | 2/1 | 69 | 1 | 0 | 2 | 0 | 0 | 0-2-0 |
| 2010 | 2/1 | 68 | 0 | 0 | 0 | 0 | 0 | 1-1-0 |
| 6 Year Totals | 14/4 | 401 | 1 | 2 | 4 | 1 | 0 | 8-5-1 |

DAVIES, CHARLIE

Forward / Ht.: 5-10 / Wt.: 160 / Born: June 25, 1986

| | GP/GS | MIN | G | A | Pts | Y | R | W-L-T |
|----------------------|-------------|------------|----------|----------|-----------|----------|----------|--------------|
| 2007 | 3/0 | 58 | 0 | 0 | 0 | 0 | 0 | 1-2-0 |
| 2008 | 1/0 | 22 | 1 | 0 | 2 | 0 | 0 | 0-1-0 |
| 2009 | 13/9 | 745 | 3 | 2 | 8 | 0 | 0 | 8-4-1 |
| 3 Year Totals | 17/9 | 825 | 4 | 2 | 10 | 0 | 0 | 9-7-1 |

DAVIS, BRAD

Midfielder / Ht.: 5-11 / Wt.: 165 / Born: Nov. 8, 1981

| | GP/GS | MIN | G | A | Pts | Y | R | W-L-T |
|----------------------|-------------|------------|----------|----------|----------|----------|----------|---------------|
| 2005 | 2/1 | 112 | 0 | 0 | 0 | 1 | 0 | 1-0-1 |
| 2008 | 1/1 | 71 | 0 | 0 | 0 | 0 | 0 | 1-0-0 |
| 2010 | 2/1 | 75 | 0 | 1 | 1 | 0 | 0 | 1-1-0 |
| 2013 | 7/2 | 244 | 0 | 2 | 2 | 1 | 0 | 4-1-2 |
| 2014 | 5/4 | 298 | 0 | 2 | 2 | 0 | 0 | 3-1-1 |
| 5 Year Totals | 17/9 | 800 | 0 | 5 | 5 | 2 | 0 | 10-3-4 |

DAYAK, TROY

Defender / Ht.: 5-11 / Wt.: 175 / Born: Jan. 21, 1971

| | GP/GS | MIN | G | A | Pts | Y | R | W-L-T |
|----------------------|------------|------------|----------|----------|----------|----------|----------|--------------|
| 1990 | 5/2 | 220 | 0 | 0 | 0 | 0 | 0 | 1-2-2 |
| 1991 | 4/4 | 345 | 0 | 0 | 0 | 0 | 0 | 1-2-1 |
| 2 Year Totals | 9/6 | 565 | 0 | 0 | 0 | 0 | 0 | 2-4-3 |

DEBRITO, JOHN

Midfielder / Ht.: 6-2 / Wt.: 168 / Born: Dec. 3, 1968

| | GP/GS | MIN | G | A | Pts | Y | R | W-L-T |
|----------------------|------------|------------|----------|----------|----------|----------|----------|--------------|
| 1991 | 1/0 | 15 | 0 | 0 | 0 | 0 | 0 | 0-1-0 |
| 1992 | 5/3 | 303 | 0 | 0 | 0 | 0 | 0 | 1-2-2 |
| 2 Year Totals | 6/3 | 318 | 0 | 0 | 0 | 0 | 0 | 1-3-2 |

DEERING, CHAD

Midfielder / Ht.: 6-1 / Wt.: 165 / Born: Sept. 2, 1970

| | GP/GS | MIN | G | A | Pts | Y | R | W-L-T |
|----------------------|--------------|-------------|----------|----------|----------|----------|----------|--------------|
| 1993 | 2/0 | 85 | 0 | 0 | 0 | 0 | 0 | 0-1-1 |
| 1994 | 1/0 | 44 | 0 | 0 | 0 | 0 | 0 | 0-1-0 |
| 1995 | 1/1 | 46 | 0 | 0 | 0 | 0 | 0 | 0-0-1 |
| 1997 | 1/1 | 45 | 0 | 0 | 0 | 0 | 0 | 1-0-0 |
| 1998 | 6/6 | 519 | 1 | 0 | 2 | 1 | 0 | 2-1-3 |
| 1999 | 2/2 | 156 | 0 | 1 | 1 | 0 | 0 | 1-1-0 |
| 2000 | 5/2 | 213 | 0 | 0 | 0 | 0 | 0 | 1-2-2 |
| 7 Year Totals | 18/12 | 1108 | 1 | 1 | 3 | 1 | 0 | 5-6-7 |

DE LA FUENTE, KONRAD

Midfielder / Ht.: 5-7 / Wt.: 140 / Born: July 16, 2001

| | GP/GS | MIN | G | A | Pts | Y | R | W-L-T |
|------|-------|-----|---|---|-----|---|---|-------|
| 2020 | 1/1 | 71 | 0 | 0 | 0 | 0 | 0 | 0-0-1 |

DELAGARZA, A.J.

Defender / Ht.: 5-9 / Wt.: 145 / Born: Nov. 4, 1987

| | GP/GS | MIN | G | A | Pts | Y | R | W-L-T |
|------|-------|-----|---|---|-----|---|---|-------|
| 2018 | 1/0 | 13 | 0 | 0 | 0 | 0 | 0 | 0-1-0 |

DE LA TORRE, LUCA

Midfielder / Ht.: 5-9 / Wt.: 150 / Born: May 23, 1998

| | GP/GS | MIN | G | A | Pts | Y | R | W-L-T |
|------|-------|-----|---|---|-----|---|---|-------|
| 2012 | 2/2 | 180 | 0 | 0 | 0 | 1 | 0 | 2-0-0 |

DELGADO, MARKY

Midfielder / Ht.: 5-9 / Wt.: 150 / Born: May 16, 1995

| | GP/GS | MIN | G | A | Pts | Y | R | W-L-T |
|------|-------|-----|---|---|-----|---|---|-------|
| 2018 | 6/3 | 268 | 0 | 0 | 0 | 0 | 0 | 2-3-1 |

DEMERIT, JAY

Defender / Ht.: 5-11 / Wt.: 180 / Born: Dec. 4, 1979

| | GP/GS | MIN | G | A | Pts | Y | R | W-L-T |
|----------------------|--------------|-------------|----------|----------|----------|----------|----------|----------------|
| 2007 | 6/4 | 359 | 0 | 0 | 0 | 1 | 0 | 2-3-1 |
| 2008 | 3/1 | 148 | 0 | 0 | 0 | 0 | 0 | 2-0-1 |
| 2009 | 7/6 | 560 | 0 | 0 | 0 | 1 | 0 | 3-4-0 |
| 2010 | 7/7 | 639 | 0 | 0 | 0 | 1 | 0 | 3-2-2 |
| 2011 | 2/2 | 131 | 0 | 0 | 0 | 0 | 0 | 0-1-1 |
| 5 Year Totals | 25/20 | 1837 | 0 | 0 | 0 | 3 | 0 | 10-10-5 |

DEMPSEY, CLINT

Forward / Ht.: 6-1 / Wt.: 170 / Born: March 9, 1983

| | GP/GS | MIN | G | A | Pts | Y | R | W-L-T |
|-----------------------|----------------|--------------|-----------|-----------|------------|----------|----------|-----------------|
| 2004 | 1/0 | 25 | 0 | 0 | 0 | 0 | 0 | 0-0-1 |
| 2005 | 13/8 | 789 | 2 | 1 | 5 | 1 | 0 | 9-1-3 |
| 2006 | 9/7 | 609 | 4 | 1 | 9 | 0 | 0 | 4-2-3 |
| 2007 | 13/13 | 1048 | 3 | 2 | 8 | 0 | 0 | 10-2-1 |
| 2008 | 10/10 | 765 | 4 | 1 | 9 | 1 | 0 | 6-2-2 |
| 2009 | 14/14 | 1211 | 4 | 2 | 10 | 0 | 0 | 7-6-1 |
| 2010 | 8/7 | 696 | 2 | 1 | 5 | 1 | 0 | 3-1-3 |
| 2011 | 14/13 | 1215 | 5 | 2 | 12 | 1 | 0 | 6-7-1 |
| 2012 | 9/8 | 755 | 6 | 1 | 13 | 1 | 0 | 5-2-2 |
| 2013 | 10/10 | 899 | 6 | 2 | 14 | 0 | 0 | 6-3-1 |
| 2014 | 9/9 | 805 | 3 | 0 | 6 | 0 | 0 | 3-3-3 |
| 2015 | 10/8 | 823 | 9 | 0 | 18 | 0 | 0 | 5-3-2 |
| 2016 | 10/10 | 769 | 4 | 4 | 12 | 0 | 0 | 6-4-0 |
| 2017 | 11/6 | 632 | 5 | 4 | 14 | 1 | 0 | 6-2-3 |
| 14 Year Totals | 141/123 | 11041 | 57 | 21 | 135 | 6 | 0 | 76-38-26 |

DEST, SERGIÑO

Defender / Ht.: 5-9 / Wt.: 140 / Born: Nov. 3, 2000

| | GP/GS | MIN | G | A | Pts | Y | R | W-L-T |
|----------------------|------------|------------|----------|----------|----------|----------|----------|--------------|
| 2019 | 3/3 | 156 | 0 | 1 | 1 | 0 | 0 | 1-1-1 |
| 2020 | 2/2 | 177 | 0 | 0 | 0 | 0 | 0 | 1-0-1 |
| 2 Year Totals | 5/5 | 333 | 0 | 1 | 1 | 0 | 0 | 2-1-2 |

ALL-TIME PLAYER REGISTER



USMNT
MNT HISTORY
WORLD CUP HISTORY
PROGRAMS
COMPETITIONS
U.S. HISTORY & INFO

DISKERUD, MIX

Midfielder / Ht.: 6-0 / Wt.: 150 / Born: Oct. 2, 1990

| | GP/GS | MIN | G | A | Pts | Y | R | W-L-T |
|----------------------|--------------|-------------|----------|----------|-----------|----------|----------|---------------|
| 2010 | 1/0 | 12 | 0 | 1 | 1 | 0 | 0 | 1-0-0 |
| 2011 | 1/1 | 90 | 0 | 0 | 0 | 0 | 0 | 0-0-1 |
| 2012 | 1/0 | 4 | 1 | 0 | 2 | 0 | 0 | 0-0-1 |
| 2013 | 13/6 | 714 | 1 | 0 | 2 | 0 | 0 | 11-1-1 |
| 2014 | 9/6 | 514 | 3 | 0 | 6 | 0 | 0 | 5-2-2 |
| 2015 | 11/6 | 600 | 1 | 1 | 3 | 1 | 0 | 7-4-0 |
| 2016 | 2/1 | 122 | 0 | 0 | 0 | 0 | 0 | 1-1-0 |
| 7 Year Totals | 38/20 | 2056 | 6 | 2 | 14 | 1 | 0 | 25-8-5 |

DONIGAN, DAN

Forward / Ht.: 5-10 / Wt.: 155 / Born: Aug. 3, 1966

| | GP/GS | MIN | G | A | Pts | Y | R | W-L-T |
|------|-------|-----|---|---|-----|---|---|-------|
| 1990 | 1/1 | 78 | 0 | 0 | 0 | 0 | 0 | 1-0-0 |

DONOVAN, LANDON

Midfielder / Ht.: 5-8 / Wt.: 160 / Born: March 4, 1982

| | GP/GS | MIN | G | A | Pts | Y | R | W-L-T |
|-----------------------|----------------|--------------|-----------|-----------|------------|-----------|----------|-----------------|
| 2000 | 1/0 | 58 | 1 | 1 | 3 | 0 | 0 | 1-0-0 |
| 2001 | 8/7 | 634 | 0 | 1 | 1 | 0 | 0 | 2-5-1 |
| 2002 | 20/17 | 1563 | 6 | 2 | 14 | 5 | 0 | 12-6-2 |
| 2003 | 15/13 | 1224 | 7 | 5 | 19 | 1 | 0 | 9-4-2 |
| 2004 | 14/14 | 1243 | 5 | 6 | 15 | 0 | 0 | 7-1-6 |
| 2005 | 15/12 | 1169 | 6 | 6 | 18 | 1 | 0 | 10-2-3 |
| 2006 | 11/10 | 925 | 0 | 3 | 3 | 1 | 0 | 5-3-3 |
| 2007 | 12/11 | 972 | 9 | 4 | 22 | 1 | 0 | 9-2-1 |
| 2008 | 9/9 | 763 | 3 | 5 | 11 | 0 | 0 | 7-0-2 |
| 2009 | 15/15 | 1350 | 5 | 10 | 20 | 2 | 0 | 8-5-2 |
| 2010 | 8/8 | 706 | 3 | 3 | 9 | 0 | 0 | 3-2-3 |
| 2011 | 10/8 | 790 | 1 | 2 | 4 | 3 | 0 | 4-4-2 |
| 2012 | 6/6 | 476 | 3 | 1 | 7 | 0 | 0 | 3-1-2 |
| 2013 | 10/10 | 818 | 8 | 8 | 24 | 0 | 0 | 9-1-0 |
| 2014 | 3/2 | 162 | 0 | 1 | 1 | 0 | 0 | 1-0-2 |
| 15 Year Totals | 157/142 | 12853 | 57 | 58 | 171 | 14 | 0 | 90-36-31 |

DOOLEY, THOMAS

Defender/Midfielder / Ht.: 6-1 / Wt.: 168 / Born: May 12, 1961

| | GP/GS | MIN | G | A | Pts | Y | R | W-L-T |
|----------------------|--------------|-------------|----------|----------|-----------|----------|----------|-----------------|
| 1992 | 5/5 | 450 | 0 | 1 | 1 | 0 | 0 | 2-2-1 |
| 1993 | 17/17 | 1437 | 4 | 2 | 10 | 1 | 0 | 8-7-2 |
| 1994 | 22/21 | 1829 | 0 | 0 | 0 | 1 | 0 | 4-7-11 |
| 1995 | 9/9 | 786 | 1 | 0 | 2 | 1 | 0 | 4-3-2 |
| 1996 | 9/8 | 589 | 2 | 0 | 4 | 2 | 0 | 6-2-1 |
| 1997 | 10/10 | 887 | 0 | 0 | 0 | 0 | 0 | 4-2-4 |
| 1998 | 8/7 | 659 | 0 | 0 | 0 | 0 | 0 | 3-3-2 |
| 1999 | 1/1 | 90 | 0 | 0 | 0 | 0 | 0 | 1-0-0 |
| 8 Year Totals | 81/76 | 5840 | 7 | 3 | 17 | 5 | 0 | 32-26-23 |

DOYLE, JOHN

Defender / Ht.: 6-3 / Wt.: 185 / Born: April 16, 1966

| | GP/GS | MIN | G | A | Pts | Y | R | W-L-T |
|----------------------|--------------|-------------|----------|----------|----------|----------|----------|-----------------|
| 1987 | 3/3 | 270 | 0 | 0 | 0 | 0 | 0 | 1-2-0 |
| 1988 | 4/4 | 290 | 0 | 0 | 0 | 0 | 0 | 0-2-2 |
| 1989 | 6/3 | 330 | 1 | 0 | 2 | 0 | 0 | 3-2-1 |
| 1990 | 10/9 | 790 | 0 | 0 | 0 | 0 | 0 | 3-6-1 |
| 1991 | 5/5 | 450 | 1 | 0 | 2 | 2 | 0 | 2-0-3 |
| 1992 | 12/12 | 1080 | 0 | 1 | 1 | 2 | 0 | 4-6-2 |
| 1993 | 9/9 | 810 | 1 | 0 | 2 | 2 | 0 | 1-5-3 |
| 1994 | 4/4 | 316 | 0 | 1 | 1 | 0 | 0 | 1-2-1 |
| 8 Year Totals | 53/49 | 4336 | 3 | 2 | 8 | 6 | 0 | 15-25-13 |

DUFRENE, RONIL

Midfielder / Ht.: 5-9 / Wt.: 170 / Born: July 4, 1962

| | GP/GS | MIN | G | A | Pts | Y | R | W-L-T |
|------|-------|-----|---|---|-----|---|---|-------|
| 1991 | 2/1 | 110 | 0 | 0 | 0 | 0 | 0 | 0-2-0 |

DUNCAN, KYLE

Defender / Ht.: 5-10 / Wt.: 150 / Born: Aug. 8, 1997

| | GP/GS | MIN | G | A | Pts | Y | R | W-L-T |
|------|-------|-----|---|---|-----|---|---|-------|
| 2020 | 1/0 | 16 | 0 | 0 | 0 | 0 | 0 | 1-0-0 |

DUNIVANT, TODD

Defender / Ht.: 6-0 / Wt.: 174 / Born: Dec. 26, 1980

| | GP/GS | MIN | G | A | Pts | Y | R | W-L-T |
|------|-------|-----|---|---|-----|---|---|-------|
| 2006 | 2/2 | 179 | 0 | 2 | 2 | 0 | 0 | 2-0-0 |

DUNN, JASON

Forward / Ht.: 6-1 / Born: Oct. 4, 1971

| | GP/GS | MIN | G | A | Pts | Y | R | W-L-T |
|------|-------|-----|---|---|-----|---|---|-------|
| 1994 | 3/1 | 119 | 0 | 0 | 0 | 0 | 0 | 1-1-1 |

DWYER, DOM

Forward / Ht.: 5-9 / Wt.: 180 / Born: July 30, 1990

| | GP/GS | MIN | G | A | Pts | Y | R | W-L-T |
|------|-------|-----|---|---|-----|---|---|-------|
| 2017 | 4/3 | 253 | 2 | 0 | 4 | 0 | 0 | 2-0-2 |

EBOBISSE, JEREMY

Forward / Ht.: 6-0 / Wt.: 175 / Born: Feb. 14, 1997

| | GP/GS | MIN | G | A | Pts | Y | R | W-L-T |
|------|-------|-----|---|---|-----|---|---|-------|
| 2019 | 1/1 | 66 | 0 | 0 | 0 | 0 | 0 | 1-0-0 |

ECK, TED

Forward / Ht.: 6-1 / Wt.: 185 / Born: July 14, 1966

| | GP/GS | MIN | G | A | Pts | Y | R | W-L-T |
|----------------------|-------------|------------|----------|----------|----------|----------|----------|--------------|
| 1989 | 2/0 | 90 | 0 | 0 | 0 | 0 | 0 | 1-0-1 |
| 1990 | 4/2 | 214 | 1 | 0 | 2 | 0 | 0 | 0-2-2 |
| 1991 | 5/0 | 143 | 0 | 0 | 0 | 0 | 0 | 3-1-1 |
| 1992 | 1/0 | 7 | 0 | 0 | 0 | 0 | 0 | 0-1-0 |
| 1996 | 1/1 | 60 | 0 | 0 | 0 | 0 | 0 | 0-1-0 |
| 5 Year Totals | 13/3 | 514 | 1 | 0 | 2 | 0 | 0 | 4-5-4 |

EDU, MAURICE

Midfielder / Ht.: 6-0 / Wt.: 170 / Born: April 18, 1986

| | GP/GS | MIN | G | A | Pts | Y | R | W-L-T |
|----------------------|--------------|-------------|----------|----------|----------|----------|----------|-----------------|
| 2007 | 2/2 | 180 | 0 | 1 | 1 | 1 | 0 | 2-0-0 |
| 2008 | 8/3 | 443 | 0 | 0 | 0 | 1 | 0 | 3-3-2 |
| 2009 | 1/0 | 1 | 0 | 0 | 0 | 0 | 0 | 0-0-1 |
| 2010 | 8/5 | 558 | 1 | 0 | 2 | 0 | 0 | 1-4-3 |
| 2011 | 12/8 | 592 | 0 | 0 | 0 | 2 | 0 | 5-6-1 |
| 2012 | 11/7 | 634 | 0 | 0 | 0 | 2 | 0 | 6-2-3 |
| 2013 | 3/1 | 131 | 0 | 0 | 0 | 0 | 0 | 1-1-1 |
| 2014 | 1/0 | 19 | 0 | 0 | 0 | 0 | 0 | 0-0-1 |
| 8 Year Totals | 46/26 | 2558 | 1 | 1 | 3 | 6 | 0 | 18-16-12 |

EICHMANN, ERIC

Midfielder / Ht.: 5-10 / Wt.: 160 / Born: May 7, 1965

| | GP/GS | MIN | G | A | Pts | Y | R | W-L-T |
|----------------------|--------------|-------------|----------|----------|----------|----------|----------|---------------|
| 1986 | 2/2 | 160 | 0 | 0 | 0 | 0 | 0 | 0-0-2 |
| 1987 | 1/0 | 90 | 0 | 0 | 0 | 0 | 0 | 0-1-0 |
| 1988 | 8/6 | 523 | 1 | 0 | 2 | 0 | 0 | 1-5-2 |
| 1989 | 7/5 | 480 | 2 | 0 | 4 | 0 | 0 | 4-2-1 |
| 1990 | 9/3 | 370 | 1 | 0 | 2 | 0 | 0 | 3-3-3 |
| 1993 | 2/0 | 77 | 0 | 0 | 0 | 0 | 0 | 0-1-1 |
| 6 Year Totals | 29/16 | 1700 | 4 | 0 | 8 | 0 | 0 | 8-12-9 |

ENOCHS, JOE

Midfielder / Ht.: 5-9 / Wt.: 155 / Born: Sept. 1, 1971

| | GP/GS | MIN | G | A | Pts | Y | R | W-L-T |
|------|-------|-----|---|---|-----|---|---|-------|
| 2001 | 1/0 | 28 | 0 | 0 | 0 | 0 | 0 | 0-0-1 |

ERVINE, DALE

Forward / Ht.: 6-1 / Wt.: 176 / Born: May 19, 1964

| | GP/GS | MIN | G | A | Pts | Y | R | W-L-T |
|----------------------|------------|------------|----------|----------|----------|----------|----------|--------------|
| 1985 | 2/0 | 40 | 0 | 0 | 0 | 0 | 0 | 0-1-1 |
| 1986 | 1/0 | 20 | 0 | 0 | 0 | 0 | 0 | 0-0-1 |
| 1993 | 2/1 | 111 | 0 | 0 | 0 | 0 | 0 | 0-1-1 |
| 3 Year Totals | 5/1 | 171 | 0 | 0 | 0 | 0 | 0 | 0-2-3 |

ESKANDARIAN, ALECKO

Forward / Ht.: 5-9 / Wt.: 165 / Born: July 9, 1982

| | GP/GS | MIN | G | A | Pts | Y | R | W-L-T |
|------|-------|-----|---|---|-----|---|---|-------|
| 2003 | 1/0 | 2 | 0 | 0 | 0 | 0 | 0 | 1-0-0 |

EVANS, BRAD

Midfielder / Ht.: 6-1 / Wt.: 160 / Born: April 20, 1985

| | GP/GS | MIN | G | A | Pts | Y | R | W-L-T |
|----------------------|--------------|-------------|----------|----------|----------|----------|----------|---------------|
| 2009 | 3/1 | 129 | 0 | 0 | 0 | 1 | 0 | 2-0-1 |
| 2010 | 1/1 | 90 | 0 | 0 | 0 | 0 | 0 | 1-0-0 |
| 2012 | 2/0 | 28 | 0 | 0 | 0 | 0 | 0 | 2-0-0 |
| 2013 | 10/9 | 774 | 1 | 2 | 4 | 1 | 0 | 7-1-2 |
| 2014 | 1/1 | 73 | 0 | 0 | 0 | 0 | 0 | 1-0-0 |
| 2015 | 8/3 | 410 | 0 | 1 | 1 | 1 | 0 | 5-3-0 |
| 2016 | 1/1 | 45 | 0 | 0 | 0 | 0 | 0 | 1-0-0 |
| 2017 | 1/0 | 22 | 0 | 0 | 0 | 0 | 0 | 1-0-0 |
| 8 Year Totals | 27/16 | 1571 | 1 | 3 | 5 | 3 | 0 | 20-4-3 |

FARFAN, MARCO

Defender / Ht.: 5-11 / Wt.: 150 / Born: Nov. 12, 1998

| | GP/GS | MIN | G | A | Pts | Y | R | W-L-T |
|------|-------|-----|---|---|-----|---|---|-------|
| 2020 | 1/0 | 45 | 0 | 0 | 0 | 0 | 0 | 1-0-0 |

FEILHABER, BENNY

Midfielder / Ht.: 5-9 / Wt.: 150 / Born: Jan. 19, 1985

| | GP/GS | MIN | G | A | Pts | Y | R | W-L-T |
|----------------------|--------------|-------------|----------|----------|----------|----------|----------|----------------|
| 2007 | 14/13 | 877 | 2 | 1 | 5 | 3 | 0 | 9-4-1 |
| 2008 | 2/0 | 34 | 0 | 0 | 0 | 0 | 0 | 1-0-1 |
| 2009 | 14/7 | 681 | 0 | 0 | 0 | 1 | 0 | 7-6-1 |
| 2010 | 8/4 | 425 | 0 | 0 | 0 | 0 | 0 | 2-3-3 |
| 2012 | 1/1 | 61 | 0 | 0 | 0 | 0 | 0 | 1-0-0 |
| 2013 | 1/0 | 45 | 0 | 0 | 0 | 0 | 0 | 0-0-1 |
| 2014 | 1/0 | 31 | 0 | 0 | 0 | 0 | 0 | 1-0-0 |
| 2017 | 3/1 | 81 | 0 | 1 | 1 | 0 | 0 | 1-1-1 |
| 8 Year Totals | 44/26 | 2235 | 2 | 2 | 6 | 4 | 0 | 22-14-8 |

FERREIRA, JESÚS

Forward / Ht.: 5-8 / Wt.: 140 / Born: Dec. 24, 2000

| | GP/GS | MIN | G | A | Pts | Y | R | W-L-T |
|------|-------|-----|---|---|-----|---|---|-------|
| 2020 | 1/1 | 63 | 0 | 0 | 0 | 0 | 0 | 1-0-0 |

FINDLEY, ROBBIE

Forward / Ht.: 5-9 / Wt.: 165 / Born: Aug. 4, 1985

| | GP/GS | MIN | G | A | Pts | Y | R | W-L-T |
|----------------------|-------------|------------|----------|----------|----------|----------|----------|--------------|
| 2007 | 1/0 | 1 | 0 | 0 | 0 | 0 | 0 | 1-0-0 |
| 2010 | 10/8 | 594 | 0 | 0 | 0 | 2 | 0 | 3-4-3 |
| 2 Year Totals | 11/8 | 595 | 0 | 0 | 0 | 2 | 0 | 4-4-3 |

FINLAY, ETHAN

Midfielder / Ht.: 5-9 / Wt.: 160 / Born: Aug. 6, 1990

| | GP/GS | MIN | G | A | Pts | Y | R | W-L-T |
|------|-------|-----|---|---|-----|---|---|-------|
| 2016 | 3/1 | 83 | 0 | 1 | 1 | 0 | 0 | 3-0-0 |

FLORES, JORGE

Midfielder / Ht.: 5-8 / Wt.: 155 / Born: Feb. 13, 1977

| | GP/GS | MIN | G | A | Pts | Y | R | W-L-T |
|------|-------|-----|---|---|-----|---|---|-------|
| 1996 | 1/0 | 45 | 0 | 0 | 0 | 0 | 0 | 0-1-0 |

FRANCHINO, JOE

Midfielder / Ht.: 5-7 / Wt.: 140 / Born: Aug. 8, 1976

| | GP/GS | MIN | G | A | Pts | Y | R | W-L-T |
|------|-------|-----|---|---|-----|---|---|-------|
| 2000 | 1/0 | 13 | 0 | 0 | 0 | 0 | 0 | 1-0-0 |

FRANKLIN, SEAN

Defender / Ht.: 5-10 / Wt.: 155 / Born: March 21, 1985

| | GP/GS | MIN | G | A | Pts | Y | R | W-L-T |
|------|-------|-----|---|---|-----|---|---|-------|
| 2010 | 1/1 | 90 | 0 | 0 | 0 | 0 | 0 | 0-0-1 |

FRASER, ROBIN

Defender / Ht.: 6-1 / Wt.: 175 / Born: Dec. 17, 1966

| | GP/GS | MIN | G | A | Pts | Y | R | W-L-T |
|----------------------|--------------|-------------|----------|----------|----------|----------|----------|--------------|
| 1988 | 5/3 | 305 | 0 | 0 | 0 | 0 | 0 | 0-3-2 |
| 1990 | 5/5 | 410 | 0 | 0 | 0 | 0 | 0 | 2-1-2 |
| 1991 | 2/1 | 162 | 0 | 0 | 0 | 0 | 0 | 1-1-0 |
| 1997 | 1/1 | 90 | 0 | 0 | 0 | 0 | 0 | 0-1-0 |
| 1999 | 7/6 | 630 | 0 | 0 | 0 | 2 | 0 | 4-2-1 |
| 2000 | 5/5 | 450 | 0 | 0 | 0 | 0 | 0 | 1-1-3 |
| 2001 | 1/1 | 90 | 0 | 0 | 0 | 0 | 0 | 0-0-1 |
| 7 Year Totals | 26/22 | 2137 | 0 | 0 | 0 | 2 | 0 | 8-9-9 |

GALL, ROMAIN

Midfielder / Ht.: 5-9 / Wt.: 140 / Born: Jan. 31, 1995

| | GP/GS | MIN | G | A | Pts | Y | R | W-L-T |
|------|-------|-----|---|---|-----|---|---|-------|
| 2018 | 1/0 | 7 | 0 | 0 | 0 | 0 | 0 | 0-1-0 |

GARCIA, NICK

Defender / Ht.: 5-10 / Wt.: 160 / Born: April 9, 1979

| | GP/GS | MIN | G | A | Pts | Y | R | W-L-T |
|----------------------|------------|------------|----------|----------|----------|----------|----------|--------------|
| 2003 | 5/1 | 149 | 0 | 0 | 0 | 0 | 0 | 4-1-0 |
| 2004 | 1/1 | 90 | 0 | 0 | 0 | 0 | 0 | 0-0-1 |
| 2 Year Totals | 6/2 | 239 | 0 | 0 | 0 | 0 | 0 | 4-1-1 |

GARZA, GREG

Defender / Ht.: 5-8 / Wt.: 155 / Born: Aug. 16, 1991

| | GP/GS | MIN | G | A | Pts | Y | R | W-L-T |
|---------------------|-------------|------------|----------|----------|----------|----------|----------|--------------|
| 2014 | 5/3 | 303 | 0 | 0 | 0 | 0 | 0 | 1-2-2 |
| 2015 | 4/3 | 246 | 0 | 1 | 1 | 1 | 0 | 3-1-0 |
| 2017 | 1/1 | 69 | 0 | 0 | 0 | 0 | 0 | 0-0-1 |
| 3 Year Total | 10/7 | 618 | 0 | 1 | 1 | 1 | 0 | 4-3-3 |

GASPER, CHASE

Defender / Ht.: 6-0 / Wt.: 180 / Born: Jan. 25, 1996

| | GP/GS | MIN | G | A | Pts | Y | R | W-L-T |
|------|-------|-----|---|---|-----|---|---|-------|
| 2020 | 1/0 | 13 | 0 | 0 | 0 | 0 | 0 | 1-0-0 |

GATT, JOSHUA

Forward / Ht.: 5-10 / Wt.: 165 / Born: Aug. 29, 1991

| | GP/GS | MIN | G | A | Pts | Y | R | W-L-T |
|----------------------|------------|------------|----------|----------|----------|----------|----------|--------------|
| 2012 | 1/1 | 62 | 0 | 0 | 0 | 0 | 0 | 0-0-1 |
| 2013 | 1/0 | 45 | 0 | 0 | 0 | 0 | 0 | 0-0-1 |
| 2 Year Totals | 2/1 | 107 | 0 | 0 | 0 | 0 | 0 | 0-0-2 |

GAVEN, EDDIE

Midfielder / Ht.: 6-0 / Wt.: 165 / Born: Oct. 25, 1986

| | GP/GS | MIN | G | A | Pts | Y | R | W-L-T |
|----------------------|------------|------------|----------|----------|----------|----------|----------|--------------|
| 2004 | 1/0 | 9 | 0 | 0 | 0 | 0 | 0 | 0-0-1 |
| 2005 | 2/1 | 60 | 0 | 0 | 0 | 0 | 0 | 1-0-1 |
| 2007 | 2/0 | 74 | 0 | 0 | 0 | 0 | 0 | 0-2-0 |
| 2009 | 1/0 | 14 | 0 | 0 | 0 | 0 | 0 | 1-0-0 |
| 2010 | 2/1 | 135 | 0 | 0 | 0 | 0 | 0 | 2-0-0 |
| 5 Year Totals | 8/2 | 292 | 0 | 0 | 0 | 0 | 0 | 4-2-2 |

GIBBS, CORY

Defender / Ht.: 6-3 / Wt.: 178 / Born: Jan. 14, 1980

| | GP/GS | MIN | G | A | Pts | Y | R | W-L-T |
|----------------------|--------------|-------------|----------|----------|----------|----------|----------|---------------|
| 2003 | 7/6 | 559 | 0 | 0 | 0 | 0 | 1 | 4-2-1 |
| 2004 | 7/6 | 559 | 0 | 0 | 0 | 2 | 0 | 4-1-2 |
| 2005 | 3/3 | 270 | 0 | 0 | 0 | 0 | 0 | 2-0-1 |
| 2006 | 2/2 | 166 | 0 | 0 | 0 | 0 | 0 | 0-2-0 |
| 4 Year Totals | 19/17 | 1554 | 0 | 0 | 0 | 2 | 1 | 10-5-4 |

GIL, LUIS

Midfielder / Ht.: 5-9 / Wt.: 155 / Born: Nov. 14, 1993

| | GP/GS | MIN | G | A | Pts | Y | R | W-L-T |
|---------------------|------------|-----------|----------|----------|----------|----------|----------|--------------|
| 2014 | 1/0 | 16 | 0 | 0 | 0 | 0 | 0 | 1-0-0 |
| 2015 | 1/0 | 10 | 0 | 0 | 0 | 0 | 0 | 1-0-0 |
| 2 Year Total | 2/0 | 26 | 0 | 0 | 0 | 0 | 0 | 2-0-0 |

GIOACCHINI, NICHOLAS

Midfielder / Ht.: 6-0 / Wt.: 165 / Born: July 25, 2000

| | GP/GS | MIN | G | A | Pts | Y | R | W-L-T |
|------|-------|-----|---|---|-----|---|---|-------|
| 2020 | 2/1 | 88 | 2 | 0 | 4 | 1 | 0 | 1-0-1 |

GJONBALAJ, SADRI

Forward / Ht.: 5-10 / Wt.: 170 / Born: Jan. 5, 1966

| | GP/GS | MIN | G | A | Pts | Y | R | W-L-T |
|----------------------|------------|------------|----------|----------|----------|----------|----------|--------------|
| 1986 | 1/0 | 15 | 0 | 0 | 0 | 0 | 0 | 0-0-1 |
| 1987 | 1/1 | 90 | 0 | 0 | 0 | 0 | 0 | 0-1-0 |
| 1991 | 1/1 | 45 | 1 | 0 | 2 | 0 | 0 | 1-0-0 |
| 1993 | 2/1 | 73 | 0 | 0 | 0 | 0 | 0 | 0-1-1 |
| 4 Year Totals | 5/3 | 223 | 1 | 0 | 2 | 0 | 0 | 1-2-2 |

ALL-TIME PLAYER REGISTER

123

GOMEZ, HERCULEZ

Forward / Ht.: 5-10 / Wt.: 165 / Born: April 6, 1982

| | GP/GS | MIN | G | A | Pts | Y | R | W-L-T |
|----------------------|--------------|-------------|----------|----------|-----------|----------|----------|---------------|
| 2007 | 2/1 | 67 | 0 | 0 | 0 | 0 | 0 | 0-2-0 |
| 2010 | 6/1 | 164 | 2 | 0 | 4 | 0 | 0 | 2-3-1 |
| 2012 | 11/10 | 785 | 3 | 0 | 6 | 0 | 0 | 6-2-3 |
| 2013 | 5/4 | 288 | 1 | 0 | 2 | 0 | 0 | 4-0-1 |
| 4 Year Totals | 24/16 | 1304 | 6 | 0 | 12 | 0 | 0 | 12-7-5 |

GONZALEZ, OMAR

Defender / Ht.: 6-5 / Wt.: 210 / Born: Oct. 11, 1988

| | GP/GS | MIN | G | A | Pts | Y | R | W-L-T |
|----------------------|--------------|-------------|----------|----------|----------|----------|----------|-----------------|
| 2010 | 1/1 | 90 | 0 | 0 | 0 | 0 | 0 | 0-1-0 |
| 2011 | 1/1 | 45 | 0 | 0 | 0 | 0 | 0 | 0-0-1 |
| 2013 | 14/13 | 1172 | 0 | 0 | 0 | 0 | 0 | 6-4-3 |
| 2014 | 8/4 | 476 | 0 | 0 | 0 | 1 | 0 | 3-2-3 |
| 2015 | 6/6 | 450 | 1 | 0 | 2 | 0 | 0 | 5-0-1 |
| 2016 | 5/5 | 425 | 0 | 0 | 0 | 0 | 0 | 1-3-1 |
| 2017 | 13/11 | 1037 | 2 | 0 | 4 | 2 | 0 | 7-1-5 |
| 2019 | 4/3 | 271 | 0 | 0 | 0 | 0 | 0 | 2-1-1 |
| 8 Year Totals | 52/44 | 4316 | 3 | 0 | 6 | 3 | 0 | 24-12-15 |

GOOCH, LYNDEN

Midfielder / Ht.: 5-8 / Wt.: 160 / Born Dec. 24, 1995

| | GP/GS | MIN | G | A | Pts | Y | R | W-L-T |
|----------------------|------------|------------|----------|----------|----------|----------|----------|--------------|
| 2016 | 2/0 | 53 | 0 | 0 | 0 | 0 | 0 | 0-1-1 |
| 2017 | 1/0 | 31 | 0 | 0 | 0 | 0 | 0 | 0-0-1 |
| 2018 | 1/0 | 17 | 0 | 0 | 0 | 0 | 0 | 1-0-0 |
| 3 Year Totals | 4/0 | 101 | 0 | 0 | 0 | 0 | 0 | 1-1-2 |

GOODSON, CLARENCE

Defender / Ht.: 6-4 / Wt.: 180 / Born: May 17, 1982

| | GP/GS | MIN | G | A | Pts | Y | R | W-L-T |
|----------------------|--------------|-------------|----------|----------|-----------|----------|----------|----------------|
| 2008 | 2/1 | 135 | 0 | 0 | 0 | 0 | 0 | 2-0-0 |
| 2009 | 6/3 | 366 | 1 | 0 | 2 | 0 | 0 | 3-3-0 |
| 2010 | 9/6 | 540 | 1 | 1 | 3 | 0 | 0 | 4-4-1 |
| 2011 | 10/9 | 842 | 1 | 0 | 2 | 1 | 0 | 5-5-0 |
| 2012 | 7/6 | 568 | 0 | 0 | 0 | 3 | 0 | 3-1-3 |
| 2013 | 10/10 | 878 | 2 | 0 | 4 | 1 | 0 | 9-1-0 |
| 2014 | 2/0 | 63 | 0 | 0 | 0 | 0 | 0 | 1-0-1 |
| 7 Year Totals | 46/35 | 3392 | 5 | 1 | 11 | 5 | 0 | 27-14-5 |

GORDON, ALAN

Forward / Ht.: 6-3 / Wt.: 190 / Born: Oct. 16, 1981

| | GP/GS | MIN | G | A | Pts | Y | R | W-L-T |
|----------------------|------------|-----------|----------|----------|----------|----------|----------|--------------|
| 2012 | 1/0 | 18 | 0 | 1 | 1 | 0 | 0 | 1-0-0 |
| 2015 | 1/0 | 18 | 0 | 0 | 0 | 0 | 0 | 0-1-0 |
| 2 Year Totals | 2/0 | 36 | 0 | 1 | 1 | 0 | 0 | 1-1-0 |

GOSELIN, MIKE

Defender / Ht.: 6-1

| | GP/GS | MIN | G | A | Pts | Y | R | W-L-T |
|------|-------|-----|---|---|-----|---|---|-------|
| 1992 | 1/0 | 13 | 0 | 0 | 0 | 0 | 0 | 1-0-0 |

GOULET, BRENT

Forward / Ht.: 5-10 / Wt.: 165 / Born: June 19, 1964

| | GP/GS | MIN | G | A | Pts | Y | R | W-L-T |
|----------------------|------------|------------|----------|----------|----------|----------|----------|--------------|
| 1986 | 2/2 | 160 | 0 | 0 | 0 | 0 | 0 | 0-0-2 |
| 1988 | 1/1 | 70 | 0 | 0 | 0 | 0 | 0 | 0-1-0 |
| 1989 | 3/3 | 250 | 0 | 0 | 0 | 0 | 0 | 1-1-1 |
| 1990 | 2/2 | 140 | 0 | 0 | 0 | 0 | 0 | 0-1-1 |
| 4 Year Totals | 8/8 | 620 | 0 | 0 | 0 | 0 | 0 | 1-3-4 |

GREEN, JULIAN

Midfielder / Ht.: 5-7 / Wt.: 145 / Born: June 6, 1995

| | GP/GS | MIN | G | A | Pts | Y | R | W-L-T |
|---------------------|-------------|------------|----------|----------|----------|----------|----------|--------------|
| 2014 | 5/1 | 170 | 1 | 0 | 2 | 0 | 0 | 2-2-1 |
| 2016 | 3/1 | 195 | 2 | 0 | 4 | 0 | 0 | 2-1-0 |
| 2018 | 7/4 | 381 | 1 | 0 | 2 | 0 | 0 | 1-3-2 |
| 3 Year Total | 15/6 | 746 | 4 | 0 | 8 | 0 | 0 | 5-6-3 |

GROS, JOSH

Midfielder / Ht.: 6-0 / Wt.: 165 / Born: June 25, 1982

| | GP/GS | MIN | G | A | Pts | Y | R | W-L-T |
|------|-------|-----|---|---|-----|---|---|-------|
| 2007 | 1/0 | 23 | 0 | 0 | 0 | 0 | 0 | 1-0-0 |

GUTIERREZ, DIEGO

Defender/Midfielder / Ht.: 5-7 / Wt.: 155 / Born: Nov. 3, 1972

| | GP/GS | MIN | G | A | Pts | Y | R | W-L-T |
|------|-------|-----|---|---|-----|---|---|-------|
| 2001 | 1/1 | 45 | 0 | 0 | 0 | 0 | 0 | 0-2-0 |

GUTIERREZ, HENRY

Midfielder / Ht.: 5-7 / Wt.: 150 / Born: Aug. 28, 1968

| | GP/GS | MIN | G | A | Pts | Y | R | W-L-T |
|------|-------|-----|---|---|-----|---|---|-------|
| 1999 | 1/1 | 78 | 0 | 0 | 0 | 0 | 0 | 0-0-1 |

GYAU, JOE

Forward / Ht.: 5-8 / Wt.: 155 / Born: Sept. 16, 1992

| | GP/GS | MIN | G | A | Pts | Y | R | W-L-T |
|----------------------|------------|------------|----------|----------|----------|----------|----------|--------------|
| 2014 | 2/2 | 111 | 0 | 0 | 0 | 0 | 0 | 1-0-1 |
| 2019 | 1/0 | 18 | 0 | 0 | 0 | 0 | 0 | 0-1-0 |
| 2 Year Totals | 3/2 | 129 | 0 | 0 | 0 | 0 | 0 | 1-1-1 |

GYAU, PHILIP

Forward / Ht.: 6-1 / Wt.: 170 / Born: Feb. 7, 1965

| | GP/GS | MIN | G | A | Pts | Y | R | W-L-T |
|----------------------|------------|------------|----------|----------|----------|----------|----------|--------------|
| 1989 | 3/2 | 160 | 0 | 0 | 0 | 0 | 0 | 2-1-0 |
| 1990 | 2/0 | 89 | 0 | 0 | 0 | 0 | 0 | 1-1-0 |
| 1991 | 1/0 | 13 | 0 | 0 | 0 | 0 | 0 | 0-1-0 |
| 3 Year Totals | 6/2 | 262 | 0 | 0 | 0 | 0 | 0 | 3-3-0 |

HARBOR, JEAN

Forward / Ht.: 6-1 / Wt.: 195 / Born: Sept. 19, 1965

| | GP/GS | MIN | G | A | Pts | Y | R | W-L-T |
|----------------------|--------------|------------|----------|----------|----------|----------|----------|--------------|
| 1992 | 2/1 | 118 | 0 | 0 | 0 | 0 | 0 | 0-1-1 |
| 1993 | 12/8 | 776 | 0 | 1 | 1 | 0 | 0 | 1-5-6 |
| 1996 | 1/1 | 32 | 0 | 0 | 0 | 0 | 0 | 0-1-0 |
| 3 Year Totals | 15/10 | 926 | 0 | 1 | 1 | 0 | 0 | 1-7-7 |

HARKES, JOHN

Midfielder / Ht.: 5-11 / Wt.: 165 / Born: March 8, 1967

| | GP/GS | MIN | G | A | Pts | Y | R | W-L-T |
|-----------------------|--------------|-------------|----------|-----------|-----------|-----------|----------|-----------------|
| 1987 | 3/3 | 270 | 0 | 0 | 0 | 0 | 0 | 1-2-0 |
| 1988 | 2/2 | 90 | 0 | 0 | 0 | 0 | 0 | 1-1-0 |
| 1989 | 12/12 | 1080 | 1 | 0 | 2 | 1 | 0 | 6-3-3 |
| 1990 | 16/16 | 1440 | 1 | 0 | 2 | 1 | 0 | 4-11-1 |
| 1992 | 5/5 | 438 | 2 | 0 | 4 | 1 | 0 | 2-2-1 |
| 1993 | 7/7 | 624 | 0 | 1 | 1 | 0 | 0 | 4-3-0 |
| 1994 | 3/3 | 270 | 0 | 0 | 0 | 2 | 0 | 2-0-1 |
| 1995 | 8/8 | 720 | 2 | 1 | 5 | 3 | 0 | 3-2-3 |
| 1996 | 13/13 | 1085 | 0 | 5 | 5 | 1 | 0 | 9-3-1 |
| 1997 | 10/10 | 870 | 0 | 4 | 4 | 4 | 0 | 3-1-6 |
| 1998 | 7/7 | 630 | 0 | 0 | 0 | 2 | 0 | 4-3-0 |
| 1999 | 3/3 | 243 | 0 | 0 | 0 | 2 | 0 | 1-2-0 |
| 2000 | 1/0 | 45 | 0 | 0 | 0 | 0 | 0 | 1-0-0 |
| 13 Year Totals | 90/89 | 7805 | 6 | 11 | 23 | 17 | 0 | 41-33-16 |

HEAPS, JAY

Defender / Ht.: 5-9 / Wt.: 155 / Born: Aug. 2, 1976

| | GP/GS | MIN | G | A | Pts | Y | R | W-L-T |
|----------------------|------------|------------|----------|----------|----------|----------|----------|--------------|
| 2009 | 4/4 | 360 | 0 | 0 | 0 | 0 | 0 | 2-1-1 |
| 2017 | 4/3 | 304 | 0 | 0 | 0 | 0 | 0 | 3-0-1 |
| 2 Year Totals | 5/3 | 323 | 0 | 0 | 0 | 0 | 0 | 4-0-1 |

HEDGES, MATT

Defender / Ht.: 6-4 / Wt.: 190 / Born: April 1, 1990

| | GP/GS | MIN | G | A | Pts | Y | R | W-L-T |
|----------------------|------------|------------|----------|----------|----------|----------|----------|--------------|
| 2015 | 1/0 | 19 | 0 | 0 | 0 | 0 | 0 | 1-0-0 |
| 2017 | 4/3 | 304 | 0 | 0 | 0 | 0 | 0 | 3-0-1 |
| 2 Year Totals | 5/3 | 323 | 0 | 0 | 0 | 0 | 0 | 4-0-1 |

USMNT

MNT HISTORY

WORLD CUP HISTORY

PROGRAMS

COMPETITIONS

U.S. HISTORY & INFO

HEJDUK, FRANKIE

Defender / Ht.: 5-8 / Wt.: 155 / Born: Aug. 5, 1974

| | GP/GS | MIN | G | A | Pts | Y | R | W-L-T |
|-----------------------|--------------|-------------|----------|----------|-----------|-----------|----------|-----------------|
| 1996 | 2/1 | 100 | 1 | 0 | 2 | 0 | 0 | 1-0-1 |
| 1997 | 3/1 | 97 | 0 | 0 | 0 | 0 | 0 | 0-3-0 |
| 1998 | 9/8 | 695 | 1 | 0 | 2 | 2 | 0 | 4-4-1 |
| 1999 | 9/6 | 600 | 2 | 0 | 4 | 2 | 0 | 5-4-0 |
| 2000 | 6/3 | 310 | 1 | 0 | 2 | 2 | 0 | 1-2-3 |
| 2001 | 1/1 | 61 | 0 | 0 | 0 | 0 | 0 | 0-1-0 |
| 2002 | 14/11 | 1068 | 0 | 1 | 1 | 3 | 1 | 8-4-2 |
| 2003 | 9/8 | 739 | 0 | 0 | 0 | 2 | 0 | 6-2-1 |
| 2004 | 8/7 | 636 | 0 | 0 | 0 | 2 | 0 | 4-1-3 |
| 2005 | 7/5 | 573 | 0 | 0 | 0 | 3 | 0 | 5-0-2 |
| 2006 | 4/4 | 300 | 0 | 0 | 0 | 0 | 0 | 2-0-2 |
| 2007 | 3/3 | 270 | 1 | 0 | 2 | 3 | 0 | 3-0-0 |
| 2008 | 6/2 | 297 | 0 | 0 | 0 | 1 | 0 | 2-3-1 |
| 2009 | 4/4 | 360 | 1 | 1 | 3 | 0 | 0 | 2-1-1 |
| 14 Year Totals | 85/64 | 6106 | 7 | 2 | 16 | 20 | 1 | 43-25-17 |

HENDERSON, CHRIS

Midfielder / Ht.: 5-10 / Wt.: 155 / Born: Dec. 11, 1970

| | GP/GS | MIN | G | A | Pts | Y | R | W-L-T |
|-----------------------|--------------|-------------|----------|-----------|-----------|----------|----------|-----------------|
| 1990 | 6/2 | 220 | 1 | 0 | 2 | 0 | 0 | 3-3-0 |
| 1991 | 16/16 | 1278 | 0 | 3 | 3 | 1 | 0 | 8-3-5 |
| 1992 | 9/7 | 564 | 0 | 0 | 0 | 0 | 0 | 5-3-1 |
| 1993 | 26/26 | 1969 | 1 | 5 | 7 | 2 | 0 | 9-7-10 |
| 1994 | 13/10 | 821 | 0 | 1 | 1 | 1 | 0 | 4-2-7 |
| 1995 | 2/1 | 116 | 0 | 0 | 0 | 0 | 0 | 0-1-1 |
| 1997 | 3/1 | 125 | 1 | 1 | 3 | 1 | 0 | 1-1-1 |
| 1998 | 2/0 | 44 | 0 | 0 | 0 | 0 | 0 | 1-1-0 |
| 2000 | 1/1 | 32 | 0 | 0 | 0 | 0 | 0 | 1-0-0 |
| 2001 | 1/0 | 13 | 0 | 0 | 0 | 0 | 0 | 0-1-0 |
| 10 Year Totals | 79/64 | 5182 | 3 | 10 | 16 | 5 | 0 | 32-22-25 |

HILL, KAMANI

Forward / Ht.: 6-0 / Wt.: 175 / Born: Dec. 28, 1985

| | GP/GS | MIN | G | A | Pts | Y | R | W-L-T |
|------|-------|-----|---|---|-----|---|---|-------|
| 2007 | 2/0 | 44 | 0 | 0 | 0 | 0 | 0 | 1-1-0 |

HOLDEN, STUART

Midfielder / Ht.: 5-10 / Wt.: 160 / Born: Aug. 1, 1985

| | GP/GS | MIN | G | A | Pts | Y | R | W-L-T |
|----------------------|--------------|-------------|----------|----------|-----------|----------|----------|---------------|
| 2009 | 11/9 | 757 | 2 | 3 | 7 | 0 | 0 | 6-3-2 |
| 2010 | 6/4 | 286 | 0 | 1 | 1 | 0 | 0 | 1-2-3 |
| 2013 | 8/4 | 361 | 1 | 1 | 3 | 1 | 0 | 7-1-0 |
| 3 Year Totals | 25/17 | 1404 | 3 | 5 | 11 | 1 | 0 | 14-6-5 |

HOLMES, DUANE

Midfielder / Ht.: 5-6 / Wt.: 145 / Born: Nov. 6, 1994

| | GP/GS | MIN | G | A | Pts | Y | R | W-L-T |
|------|-------|-----|---|---|-----|---|---|-------|
| 2019 | 2/0 | 52 | 0 | 0 | 0 | 1 | 0 | 0-2-0 |

HOLOCHER, PAUL

Midfielder / Ht.: 5-10 / Wt.: 160 / Born: May 24, 1969

| | GP/GS | MIN | G | A | Pts | Y | R | W-L-T |
|------|-------|-----|---|---|-----|---|---|-------|
| 1996 | 1/0 | 30 | 0 | 0 | 0 | 0 | 0 | 0-1-0 |

HUSEINOVIC, MIRSAĐ

Midfielder / Ht.: 5-11 / Wt.: 180

| | GP/GS | MIN | G | A | Pts | Y | R | W-L-T |
|------|-------|-----|---|---|-----|---|---|-------|
| 1992 | 1/0 | 2 | 0 | 0 | 0 | 0 | 0 | 0-0-1 |

HYNDMAN, EMERSON

Midfielder / Ht.: 5-9 / Wt.: 135 / Born: April 9, 1996

| | GP/GS | MIN | G | A | Pts | Y | R | W-L-T |
|---------------------|------------|-----------|----------|----------|----------|----------|----------|--------------|
| 2014 | 1/0 | 24 | 0 | 0 | 0 | 0 | 0 | 1-0-0 |
| 2016 | 1/0 | 45 | 0 | 0 | 0 | 0 | 0 | 1-0-0 |
| 2 Year Total | 2/0 | 69 | 0 | 0 | 0 | 0 | 0 | 2-0-0 |

IANNI, TAYT

Defender / Ht.: 5-8 / Wt.: 160 / Born: Dec. 6, 1971

| | GP/GS | MIN | G | A | Pts | Y | R | W-L-T |
|------|-------|-----|---|---|-----|---|---|-------|
| 1996 | 1/1 | 90 | 0 | 0 | 0 | 0 | 0 | 0-1-0 |

IBARRA, MIGUEL

Midfielder / Ht.: 5-7 / Wt.: 135 / Born: March 15, 1990

| | GP/GS | MIN | G | A | Pts | Y | R | W-L-T |
|--|-------|-----|---|---|-----|---|---|-------|
|--|-------|-----|---|---|-----|---|---|-------|

| | | | | | | | | |
|----------------------|------------|------------|----------|----------|----------|----------|----------|--------------|
| 2014 | 1/0 | 1 | 0 | 0 | 0 | 0 | 0 | 0-0-1 |
| 2015 | 2/1 | 123 | 0 | 0 | 0 | 0 | 0 | 2-0-0 |
| 2 Year Totals | 3/1 | 124 | 0 | 0 | 0 | 0 | 0 | 2-0-1 |

IBSEN, ZAK

Defender / Ht.: 5-11 / Wt.: 175 / Born: June 2, 1972

| | GP/GS | MIN | G | A | Pts | Y | R | W-L-T |
|----------------------|-------------|------------|----------|----------|----------|----------|----------|---------------|
| 1992 | 9/2 | 341 | 0 | 0 | 0 | 0 | 0 | 1-7-1 |
| 1994 | 3/0 | 113 | 0 | 0 | 0 | 0 | 0 | 1-1-1 |
| 1995 | 2/1 | 127 | 0 | 0 | 0 | 1 | 0 | 0-1-1 |
| 1996 | 1/1 | 90 | 0 | 0 | 0 | 0 | 0 | 0-1-0 |
| 4 Year Totals | 15/4 | 671 | 0 | 0 | 0 | 1 | 0 | 2-10-3 |

IHEMELU, UGO

Defender / Ht.: 6-0 / Wt.: 178 / Born: April 3, 1983

| | GP/GS | MIN | G | A | Pts | Y | R | W-L-T |
|----------------------|------------|-----------|----------|----------|----------|----------|----------|--------------|
| 2006 | 1/0 | 8 | 0 | 0 | 0 | 0 | 0 | 1-0-0 |
| 2009 | 1/0 | 9 | 0 | 0 | 0 | 0 | 0 | 1-0-0 |
| 2 Year Totals | 2/0 | 17 | 0 | 0 | 0 | 0 | 0 | 2-0-0 |

IMLER, ERIK

Defender / Ht.: 5-9 / Wt.: 160 / Born: June 1, 1971

| | GP/GS | MIN | G | A | Pts | Y | R | W-L-T |
|------|-------|-----|---|---|-----|---|---|-------|
| 1993 | 1/1 | 43 | 0 | 0 | 0 | 0 | 0 | 0-0-1 |

JAGUANDE, CARLOS

Midfielder / Ht.: 5-9 / Born: Dec. 23, 1969

| | GP/GS | MIN | G | A | Pts | Y | R | W-L-T |
|------|-------|-----|---|---|-----|---|---|-------|
| 1992 | 2/0 | 55 | 0 | 0 | 0 | 0 | 0 | 0-1-1 |

JAQUA, NATE

Forward / Ht.: 6-3 / Wt.: 180 / Born: Oct. 28, 1981

| | GP/GS | MIN | G | A | Pts | Y | R | W-L-T |
|----------------------|------------|-----------|----------|----------|----------|----------|----------|--------------|
| 2006 | 1/0 | 24 | 0 | 0 | 0 | 0 | 0 | 1-0-0 |
| 2007 | 1/1 | 45 | 0 | 0 | 0 | 0 | 0 | 1-0-0 |
| 2008 | 1/0 | 2 | 0 | 0 | 0 | 0 | 0 | 0-0-1 |
| 3 Year Totals | 3/1 | 71 | 0 | 0 | 0 | 0 | 0 | 2-0-1 |

JOHANNSSON, ARON

Forward / Ht.: 6-0 / Wt.: 165 / Born: Nov. 10, 1990

| | GP/GS | MIN | G | A | Pts | Y | R | W-L-T |
|----------------------|-------------|------------|----------|----------|----------|----------|----------|---------------|
| 2013 | 6/2 | 213 | 1 | 0 | 2 | 0 | 0 | 3-2-1 |
| 2014 | 3/0 | 125 | 1 | 0 | 2 | 0 | 0 | 2-1-0 |
| 2015 | 10/7 | 619 | 2 | 1 | 5 | 0 | 0 | 5-3-2 |
| 3 Year Totals | 19/9 | 957 | 4 | 1 | 9 | 0 | 0 | 10-6-3 |

JOHNSON, EDDIE

Forward / Ht.: 6-0 / Wt.: 180 / Born: March 31, 1984

| | GP/GS | MIN | G | A | Pts | Y | R | W-L-T |
|-----------------------|--------------|-------------|-----------|----------|-----------|----------|----------|-----------------|
| 2004 | 3/1 | 133 | 5 | 0 | 10 | 0 | 0 | 2-0-1 |
| 2005 | 6/5 | 460 | 3 | 1 | 7 | 0 | 0 | 4-1-1 |
| 2006 | 11/4 | 585 | 1 | 1 | 3 | 0 | 0 | 5-4-2 |
| 2007 | 11/8 | 652 | 2 | 0 | 4 | 0 | 0 | 6-4-1 |
| 2008 | 6/4 | 375 | 1 | 0 | 2 | 0 | 0 | 3-2-1 |
| 2009 | 2/0 | 75 | 0 | 0 | 0 | 0 | 0 | 0-2-0 |
| 2010 | 3/1 | 105 | 0 | 0 | 0 | 0 | 0 | 0-2-1 |
| 2012 | 2/2 | 179 | 2 | 1 | 5 | 0 | 0 | 2-0-0 |
| 2013 | 17/9 | 921 | 5 | 1 | 11 | 2 | 0 | 10-4-3 |
| 2014 | 2/0 | 58 | 0 | 0 | 0 | 0 | 0 | 1-0-1 |
| 10 Year Totals | 63/34 | 3543 | 19 | 4 | 42 | 2 | 0 | 33-19-11 |

JOHNSON, FABIAN

Midfielder / Ht.: 6-0 / Wt.: 155 / Born: Dec. 11, 1987

| | GP/GS | MIN | G | A | Pts | Y | R | W-L-T |
|----------------------|--------------|-------------|----------|-----------|-----------|----------|----------|----------------|
| 2011 | 2/1 | 80 | 0 | 0 | 0 | 0 | 0 | 1-1-0 |
| 2012 | 8/8 | 677 | 0 | 2 | 2 | 1 | 0 | 4-2-2 |
| 2013 | 8/8 | 581 | 0 | 3 | 3 | 0 | 0 | 6-2-0 |
| 2014 | 11/11 | 875 | 1 | 1 | 3 | 1 | 0 | 5-5-1 |
| 2015 | 13/12 | 968 | 1 | 2 | 4 | 1 | 0 | 7-3-3 |
| 2016 | 12/11 | 997 | 0 | 2 | 2 | 1 | 0 | 8-4-0 |
| 2017 | 3/3 | 227 | 0 | 1 | 1 | 0 | 0 | 1-1-1 |
| 7 Year Totals | 57/54 | 3522 | 2 | 11 | 15 | 4 | 0 | 32-18-7 |

JONAS, MARK

Midfielder / Ht.: 5-8 / Born: Oct. 17, 1974

| | GP/GS | MIN | G | A | Pts | Y | R | W-L-T |
|------|-------|-----|---|---|-----|---|---|-------|
| 1991 | 1/0 | 45 | 0 | 0 | 0 | 0 | 0 | 1-0-0 |

ALL-TIME PLAYER REGISTER

125

JONES, COBI

Midfielder / Ht.: 5-7 / Wt.: 145 / Born: June 16, 1970

| | GP/GS | MIN | G | A | Pts | Y | R | W-L-T |
|-----------------------|----------------|--------------|-----------|-----------|-----------|----------|----------|-----------------|
| 1992 | 3/1 | 134 | 1 | 2 | 4 | 0 | 0 | 2-0-1 |
| 1993 | 30/16 | 1824 | 2 | 5 | 9 | 0 | 0 | 8-12-10 |
| 1994 | 23/19 | 1692 | 2 | 0 | 4 | 0 | 0 | 5-9-9 |
| 1995 | 12/6 | 758 | 1 | 4 | 6 | 1 | 0 | 4-5-3 |
| 1996 | 14/12 | 1073 | 2 | 0 | 4 | 0 | 0 | 10-3-1 |
| 1997 | 14/10 | 850 | 0 | 1 | 1 | 3 | 0 | 4-5-5 |
| 1998 | 15/14 | 1116 | 0 | 0 | 0 | 0 | 0 | 5-6-4 |
| 1999 | 8/7 | 642 | 0 | 0 | 0 | 0 | 0 | 4-3-1 |
| 2000 | 16/12 | 1063 | 6 | 9 | 21 | 0 | 0 | 8-2-6 |
| 2001 | 10/5 | 577 | 0 | 0 | 0 | 0 | 1 | 3-6-1 |
| 2002 | 14/7 | 769 | 0 | 1 | 1 | 0 | 0 | 9-4-1 |
| 2003 | 1/0 | 12 | 0 | 0 | 0 | 0 | 0 | 0-0-1 |
| 2004 | 4/0 | 82 | 1 | 0 | 2 | 0 | 0 | 2-0-2 |
| 13 Year Totals | 164/109 | 10592 | 15 | 22 | 52 | 4 | 1 | 64-55-45 |

JONES, JERMAINE

Midfielder / Ht.: 6-0 / Wt.: 170 / Born: Nov. 3, 1981

| | GP/GS | MIN | G | A | Pts | Y | R | W-L-T |
|----------------------|--------------|-------------|----------|----------|-----------|-----------|----------|-----------------|
| 2010 | 2/2 | 180 | 0 | 1 | 1 | 1 | 0 | 0-0-2 |
| 2011 | 12/8 | 701 | 1 | 0 | 2 | 3 | 0 | 5-5-2 |
| 2012 | 12/11 | 1002 | 1 | 3 | 5 | 7 | 0 | 7-2-3 |
| 2013 | 12/12 | 925 | 0 | 1 | 1 | 1 | 0 | 7-4-1 |
| 2014 | 10/10 | 874 | 1 | 1 | 3 | 1 | 0 | 4-4-2 |
| 2015 | 8/8 | 667 | 0 | 1 | 1 | 3 | 0 | 3-4-1 |
| 2016 | 11/11 | 862 | 1 | 1 | 3 | 3 | 1 | 7-4-0 |
| 2017 | 2/2 | 120 | 0 | 0 | 0 | 0 | 0 | 0-0-2 |
| 8 Year Totals | 69/64 | 5331 | 4 | 8 | 16 | 19 | 1 | 33-23-13 |

JOSEPH, MILES

Midfielder / Ht.: 5-9 / Wt.: 165 / Born: May 2, 1974

| | GP/GS | MIN | G | A | Pts | Y | R | W-L-T |
|----------------------|------------|-----------|----------|----------|----------|----------|----------|--------------|
| 1996 | 2/0 | 27 | 0 | 0 | 0 | 1 | 0 | 1-0-1 |
| 1997 | 1/1 | 45 | 0 | 0 | 0 | 0 | 0 | 0-1-0 |
| 2 Year Totals | 3/1 | 72 | 0 | 0 | 0 | 1 | 0 | 1-1-1 |

KERR, JOHN Jr.

Forward / Ht.: 5-9 / Wt.: 160 / Born: March 6, 1965

| | GP/GS | MIN | G | A | Pts | Y | R | W-L-T |
|----------------------|-------------|------------|----------|----------|----------|----------|----------|--------------|
| 1984 | 2/0 | 40 | 0 | 0 | 0 | 0 | 0 | 0-0-2 |
| 1985 | 7/4 | 400 | 1 | 0 | 2 | 0 | 0 | 1-3-3 |
| 1988 | 1/1 | 90 | 0 | 0 | 0 | 0 | 0 | 0-1-0 |
| 1994 | 1/1 | 90 | 0 | 0 | 0 | 0 | 0 | 0-1-0 |
| 1995 | 5/3 | 320 | 1 | 1 | 3 | 0 | 0 | 1-3-1 |
| 5 Year Totals | 16/9 | 940 | 2 | 1 | 5 | 0 | 0 | 2-8-6 |

KIESEWETTER, JEROME

Forward / Ht.: 6-0 / Wt.: 175 / Born: Feb. 9, 1993

| | GP/GS | MIN | G | A | Pts | Y | R | W-L-T |
|------|-------|-----|---|---|-----|---|---|-------|
| 2016 | 2/0 | 46 | 0 | 0 | 0 | 0 | 0 | 2-0-0 |

KINNEAR, DOMINIC

Midfielder / Ht.: 5-11 / Wt.: 150 / Born: July 26, 1967

| | GP/GS | MIN | G | A | Pts | Y | R | W-L-T |
|----------------------|--------------|-------------|----------|----------|-----------|----------|----------|-----------------|
| 1990 | 3/3 | 254 | 0 | 0 | 0 | 0 | 0 | 0-1-2 |
| 1991 | 11/4 | 444 | 1 | 0 | 2 | 0 | 0 | 3-4-4 |
| 1992 | 10/8 | 676 | 1 | 1 | 3 | 1 | 0 | 2-6-2 |
| 1993 | 21/13 | 1148 | 7 | 1 | 15 | 2 | 0 | 7-6-8 |
| 1994 | 9/5 | 482 | 0 | 0 | 0 | 0 | 0 | 4-2-3 |
| 5 Year Totals | 54/33 | 3004 | 9 | 2 | 20 | 3 | 0 | 16-19-19 |

KIROVSKI, JOVAN

Forward / Ht.: 6-1 / Wt.: 170 / Born: March 18, 1976

| | GP/GS | MIN | G | A | Pts | Y | R | W-L-T |
|-----------------------|--------------|-------------|----------|----------|-----------|----------|----------|-----------------|
| 1994 | 4/3 | 208 | 2 | 0 | 4 | 0 | 0 | 1-2-1 |
| 1995 | 7/1 | 287 | 0 | 0 | 0 | 0 | 0 | 1-4-2 |
| 1996 | 7/2 | 237 | 1 | 0 | 2 | 0 | 0 | 5-1-1 |
| 1997 | 6/4 | 374 | 1 | 0 | 2 | 1 | 0 | 1-3-2 |
| 1998 | 1/1 | 45 | 0 | 0 | 0 | 0 | 0 | 0-1-0 |
| 1999 | 11/10 | 990 | 2 | 1 | 5 | 0 | 0 | 6-4-1 |
| 2000 | 9/7 | 545 | 1 | 0 | 2 | 0 | 0 | 5-0-4 |
| 2001 | 7/6 | 496 | 0 | 0 | 0 | 1 | 0 | 1-3-3 |
| 2002 | 2/1 | 70 | 0 | 0 | 0 | 0 | 0 | 0-2-0 |
| 2003 | 5/5 | 364 | 2 | 0 | 4 | 1 | 0 | 3-1-1 |
| 2004 | 3/0 | 86 | 0 | 0 | 0 | 0 | 0 | 2-0-1 |
| 11 Year Totals | 62/40 | 3702 | 9 | 1 | 19 | 3 | 0 | 25-21-16 |

KITCHEN, PERRY

Midfielder / Ht.: 6-0 / Wt.: 160 / Born: Feb. 29, 1992

| | GP/GS | MIN | G | A | Pts | Y | R | W-L-T |
|----------------------|------------|------------|----------|----------|----------|----------|----------|--------------|
| 2015 | 2/0 | 47 | 0 | 0 | 0 | 0 | 0 | 2-0-0 |
| 2016 | 3/2 | 109 | 0 | 0 | 0 | 0 | 0 | 2-0-1 |
| 2 Year Totals | 5/2 | 156 | 0 | 0 | 0 | 0 | 0 | 4-0-1 |

KLEIN, CHRIS

Midfielder / Ht.: 6-1 / Wt.: 180 / Born: Jan. 4, 1976

| | GP/GS | MIN | G | A | Pts | Y | R | W-L-T |
|----------------------|--------------|-------------|----------|----------|-----------|----------|----------|---------------|
| 2000 | 2/2 | 180 | 0 | 0 | 0 | 0 | 0 | 2-0-0 |
| 2001 | 4/0 | 57 | 0 | 0 | 0 | 0 | 0 | 1-3-0 |
| 2002 | 1/1 | 90 | 0 | 1 | 1 | 0 | 0 | 1-0-0 |
| 2003 | 7/6 | 360 | 3 | 0 | 6 | 0 | 0 | 4-2-1 |
| 2004 | 2/1 | 102 | 0 | 0 | 0 | 0 | 0 | 1-0-1 |
| 2006 | 6/2 | 303 | 2 | 2 | 6 | 1 | 0 | 4-1-1 |
| 6 Year Totals | 22/12 | 1092 | 5 | 3 | 13 | 1 | 0 | 13-6-3 |

KLJESTAN, SACHA

Midfielder / Ht.: 6-1 / Wt.: 170 / Born: Sept. 9, 1985

| | GP/GS | MIN | G | A | Pts | Y | R | W-L-T |
|-----------------------|--------------|-------------|----------|----------|-----------|----------|----------|----------------|
| 2007 | 4/3 | 260 | 0 | 1 | 1 | 1 | 0 | 2-2-0 |
| 2008 | 8/5 | 485 | 0 | 2 | 2 | 1 | 0 | 7-1-0 |
| 2009 | 9/4 | 385 | 3 | 0 | 6 | 1 | 1 | 3-5-1 |
| 2010 | 4/2 | 240 | 1 | 0 | 2 | 0 | 0 | 1-3-0 |
| 2011 | 9/4 | 330 | 0 | 0 | 0 | 1 | 0 | 4-5-0 |
| 2012 | 4/0 | 82 | 0 | 0 | 0 | 1 | 0 | 3-0-1 |
| 2013 | 7/3 | 319 | 0 | 0 | 0 | 1 | 0 | 3-3-1 |
| 2014 | 1/1 | 62 | 0 | 0 | 0 | 0 | 0 | 0-1-0 |
| 2016 | 5/3 | 271 | 2 | 2 | 6 | 0 | 0 | 3-1-1 |
| 2017 | 1/1 | 77 | 0 | 0 | 0 | 1 | 0 | 0-0-1 |
| 10 Year Totals | 52/26 | 2434 | 6 | 5 | 17 | 7 | 1 | 26-21-5 |

KLOPAS, FRANK

Forward / Ht.: 5-9 / Wt.: 155 / Born: Sept. 1, 1966

| | GP/GS | MIN | G | A | Pts | Y | R | W-L-T |
|----------------------|--------------|-------------|-----------|----------|-----------|----------|----------|-----------------|
| 1988 | 6/5 | 445 | 2 | 0 | 4 | 0 | 0 | 1-4-1 |
| 1989 | 5/2 | 220 | 0 | 0 | 0 | 0 | 0 | 1-1-3 |
| 1990 | 1/0 | 20 | 0 | 0 | 0 | 0 | 0 | 0-1-0 |
| 1991 | 1/1 | 90 | 1 | 0 | 2 | 0 | 0 | 0-0-1 |
| 1993 | 1/1 | 90 | 0 | 0 | 0 | 0 | 0 | 0-1-0 |
| 1994 | 15/12 | 857 | 8 | 0 | 16 | 5 | 0 | 5-6-4 |
| 1995 | 10/7 | 463 | 1 | 0 | 2 | 3 | 0 | 3-5-2 |
| 7 Year Totals | 39/28 | 2185 | 12 | 0 | 24 | 8 | 0 | 10-18-11 |

KMOSKO, MATT

Defender / Ht.: 6-1 / Wt.: 173 / Born: Jan. 8, 1972

| | GP/GS | MIN | G | A | Pts | Y | R | W-L-T |
|------|-------|-----|---|---|-----|---|---|-------|
| 1992 | 3/2 | 198 | 0 | 0 | 0 | 0 | 0 | 1-1-1 |

KOOIMAN, CLE

Defender / Ht.: 6-0 / Wt.: 190 / Born: July 4, 1963

| | GP/GS | MIN | G | A | Pts | Y | R | W-L-T |
|----------------------|--------------|-------------|----------|----------|----------|----------|----------|--------------|
| 1993 | 10/10 | 913 | 1 | 0 | 2 | 1 | 0 | 4-3-3 |
| 1994 | 2/2 | 180 | 0 | 0 | 0 | 1 | 0 | 1-0-1 |
| 2 Year Totals | 12/12 | 1093 | 1 | 0 | 2 | 2 | 0 | 5-3-4 |

KOTSCHAU, RITCHIE

Defender / Ht.: 5-10 / Wt.: 175 / Born: Nov. 22, 1975

| | GP/GS | MIN | G | A | Pts | Y | R | W-L-T |
|------|-------|-----|---|---|-----|---|---|-------|
| 2005 | 1/1 | 90 | 0 | 0 | 0 | 1 | 0 | 1-0-0 |

KREIS, JASON

Forward / Ht.: 5-10 / Wt.: 155 / Born: Dec. 29, 1972

| | GP/GS | MIN | G | A | Pts | Y | R | W-L-T |
|----------------------|-------------|------------|----------|----------|----------|----------|----------|--------------|
| 1996 | 2/2 | 135 | 0 | 0 | 0 | 0 | 0 | 1-0-1 |
| 1997 | 5/2 | 235 | 0 | 0 | 0 | 0 | 0 | 0-4-1 |
| 1999 | 2/1 | 76 | 1 | 0 | 2 | 0 | 0 | 0-1-1 |
| 2000 | 5/2 | 180 | 0 | 0 | 0 | 1 | 0 | 1-2-2 |
| 4 Year Totals | 14/7 | 626 | 1 | 0 | 2 | 1 | 0 | 2-7-5 |

USMNT

MNT HISTORY

WORLD CUP HISTORY

PROGRAMS

COMPETITIONS

U.S. HISTORY & INFO

KRUMPE, PAUL

Defender / Ht.: 5-11 / Wt.: 155 / Born: March 4, 1963

| | GP/GS | MIN | G | A | Pts | Y | R | W-L-T |
|----------------------|--------------|-------------|----------|----------|----------|----------|----------|---------------|
| 1986 | 2/2 | 180 | 0 | 0 | 0 | 0 | 0 | 0-0-2 |
| 1988 | 4/4 | 360 | 1 | 0 | 2 | 0 | 0 | 1-2-1 |
| 1989 | 2/2 | 160 | 0 | 0 | 0 | 0 | 0 | 2-0-0 |
| 1990 | 13/8 | 800 | 0 | 0 | 0 | 0 | 0 | 6-5-2 |
| 1991 | 3/3 | 270 | 0 | 0 | 0 | 1 | 0 | 1-1-1 |
| 5 Year Totals | 24/19 | 1770 | 1 | 0 | 2 | 1 | 0 | 10-8-6 |

LAGOS, MANNY

Midfielder / Ht.: 6-0 / Wt.: 165 / Born: June 1, 1971

| | GP/GS | MIN | G | A | Pts | Y | R | W-L-T |
|----------------------|------------|------------|----------|----------|----------|----------|----------|--------------|
| 2001 | 1/1 | 90 | 0 | 0 | 0 | 0 | 0 | 0-1-0 |
| 2002 | 1/1 | 63 | 0 | 0 | 0 | 0 | 0 | 1-0-0 |
| 2003 | 1/0 | 8 | 0 | 0 | 0 | 0 | 0 | 1-0-0 |
| 3 Year Totals | 3/2 | 161 | 0 | 0 | 0 | 0 | 0 | 2-1-0 |

LALAS, ALEXI

Defender / Ht.: 6-3 / Wt.: 195 / Born: June 1, 1970

| | GP/GS | MIN | G | A | Pts | Y | R | W-L-T |
|----------------------|--------------|-------------|----------|-----------|-----------|-----------|----------|-----------------|
| 1991 | 2/2 | 180 | 0 | 2 | 2 | 0 | 0 | 1-0-1 |
| 1993 | 25/19 | 1857 | 4 | 3 | 11 | 2 | 0 | 10-9-6 |
| 1994 | 22/22 | 1929 | 1 | 1 | 3 | 4 | 1 | 4-8-10 |
| 1995 | 12/11 | 1028 | 2 | 0 | 4 | 2 | 0 | 5-4-3 |
| 1996 | 14/14 | 1265 | 0 | 4 | 4 | 7 | 0 | 10-3-1 |
| 1997 | 14/13 | 1196 | 2 | 0 | 4 | 3 | 1 | 3-5-6 |
| 1998 | 7/6 | 540 | 0 | 1 | 1 | 3 | 0 | 2-3-2 |
| 7 Year Totals | 96/87 | 7995 | 9 | 11 | 29 | 21 | 2 | 35-32-29 |

LAPPER, MIKE

Defender / Ht.: 6-0 / Wt.: 172 / Born: Sept. 28, 1970

| | GP/GS | MIN | G | A | Pts | Y | R | W-L-T |
|----------------------|--------------|-------------|----------|----------|----------|----------|----------|-----------------|
| 1992 | 4/4 | 360 | 0 | 0 | 0 | 0 | 0 | 2-1-1 |
| 1993 | 25/25 | 2205 | 0 | 1 | 1 | 1 | 0 | 6-12-7 |
| 1994 | 10/8 | 694 | 1 | 1 | 3 | 1 | 0 | 3-3-4 |
| 1995 | 4/4 | 315 | 0 | 0 | 0 | 1 | 0 | 0-4-0 |
| 4 Year Totals | 43/41 | 3574 | 1 | 2 | 4 | 3 | 0 | 11-20-12 |

LARENTOWICZ, JEFF

Midfielder / Ht.: 6-1 / Wt.: 175 / Born: Aug. 5, 1983

| | GP/GS | MIN | G | A | Pts | Y | R | W-L-T |
|----------------------|------------|------------|----------|----------|----------|----------|----------|--------------|
| 2011 | 2/1 | 105 | 0 | 0 | 0 | 0 | 0 | 0-1-1 |
| 2012 | 2/1 | 85 | 0 | 0 | 0 | 0 | 0 | 2-0-0 |
| 2 Year Totals | 4/2 | 190 | 0 | 0 | 0 | 0 | 0 | 2-1-1 |

LASSITER, ROY

Forward / Ht.: 5-10 / Wt.: 160 / Born: March 9, 1969

| | GP/GS | MIN | G | A | Pts | Y | R | W-L-T |
|----------------------|-------------|-------------|----------|----------|----------|----------|----------|----------------|
| 1992 | 1/0 | 29 | 0 | 0 | 0 | 0 | 0 | 0-1-0 |
| 1995 | 2/0 | 90 | 1 | 1 | 3 | 0 | 0 | 1-1-0 |
| 1996 | 7/1 | 236 | 1 | 0 | 2 | 2 | 0 | 5-2-0 |
| 1997 | 11/5 | 570 | 2 | 0 | 4 | 0 | 0 | 2-6-3 |
| 1998 | 4/2 | 200 | 0 | 0 | 0 | 1 | 0 | 1-2-1 |
| 1999 | 4/1 | 84 | 0 | 0 | 0 | 0 | 0 | 3-0-1 |
| 2000 | 1/0 | 34 | 0 | 0 | 0 | 0 | 0 | 1-0-0 |
| 7 Year Totals | 30/9 | 1243 | 4 | 1 | 9 | 3 | 0 | 13-12-5 |

LEDEZMA, RICHY

Midfielder / Ht.: 5-6 / Wt.: 140 / Born: Sept. 6, 2000

| | GP/GS | MIN | G | A | Pts | Y | R | W-L-T |
|------|-------|-----|---|---|-----|---|---|-------|
| 2020 | 1/0 | 22 | 0 | 2 | 2 | 0 | 0 | 1-0-0 |

LEONETTI, JOEY

Forward / Ht.: 5-9 / Wt.: 160 / Born: May 25, 1970

| | GP/GS | MIN | G | A | Pts | Y | R | W-L-T |
|----------------------|------------|-----------|----------|----------|----------|----------|----------|--------------|
| 1992 | 1/0 | 29 | 0 | 0 | 0 | 0 | 0 | 1-0-0 |
| 1996 | 1/0 | 45 | 0 | 0 | 0 | 0 | 0 | 0-1-0 |
| 2 Year Totals | 2/0 | 74 | 0 | 0 | 0 | 0 | 0 | 1-1-0 |

LEWIS, EDDIE

Midfielder / Ht.: 5-10 / Wt.: 160 / Born: May 17, 1974

| | GP/GS | MIN | G | A | Pts | Y | R | W-L-T |
|-----------------------|--------------|-------------|-----------|-----------|-----------|-----------|----------|-----------------|
| 1996 | 1/1 | 90 | 0 | 1 | 1 | 0 | 0 | 0-1-0 |
| 1998 | 1/1 | 73 | 0 | 0 | 0 | 0 | 0 | 0-0-1 |
| 1999 | 12/10 | 860 | 1 | 4 | 6 | 1 | 0 | 7-3-2 |
| 2000 | 13/11 | 975 | 1 | 3 | 5 | 2 | 1 | 7-2-4 |
| 2001 | 2/1 | 99 | 0 | 0 | 0 | 0 | 0 | 1-0-1 |
| 2002 | 14/9 | 826 | 1 | 1 | 3 | 3 | 0 | 8-5-1 |
| 2003 | 11/8 | 735 | 2 | 5 | 9 | 1 | 0 | 7-3-1 |
| 2004 | 7/2 | 249 | 1 | 2 | 4 | 1 | 0 | 4-1-2 |
| 2005 | 6/6 | 524 | 2 | 0 | 4 | 1 | 0 | 4-2-0 |
| 2006 | 5/4 | 352 | 0 | 0 | 0 | 1 | 0 | 3-2-0 |
| 2007 | 1/1 | 83 | 0 | 0 | 0 | 0 | 0 | 1-0-0 |
| 2008 | 9/3 | 339 | 2 | 0 | 4 | 0 | 0 | 5-2-2 |
| 12 Year Totals | 82/57 | 5205 | 10 | 16 | 36 | 10 | 1 | 47-21-14 |

LEWIS, JONATHAN

Forward / Ht.: 5-7 / Wt.: 150 / Born: June 4, 1997

| | GP/GS | MIN | G | A | Pts | Y | R | W-L-T |
|----------------------|------------|------------|----------|----------|----------|----------|----------|--------------|
| 2019 | 5/1 | 126 | 0 | 2 | 2 | 0 | 0 | 4-0-1 |
| 2020 | 1/0 | 17 | 0 | 0 | 0 | 0 | 0 | 1-0-0 |
| 2 Year Totals | 6/1 | 143 | 0 | 2 | 2 | 0 | 0 | 5-0-1 |

LICHAJ, ERIC

Defender / Ht.: 5-11 / Wt.: 160 / Born: Nov. 17, 1988

| | GP/GS | MIN | G | A | Pts | Y | R | W-L-T |
|----------------------|--------------|-------------|----------|----------|----------|----------|----------|--------------|
| 2010 | 2/1 | 135 | 0 | 0 | 0 | 1 | 0 | 1-0-1 |
| 2011 | 6/5 | 481 | 0 | 0 | 0 | 0 | 0 | 3-3-0 |
| 2013 | 2/0 | 29 | 0 | 0 | 0 | 0 | 0 | 0-1-1 |
| 2016 | 1/0 | 28 | 0 | 0 | 0 | 0 | 0 | 1-0-0 |
| 2017 | 3/3 | 239 | 1 | 1 | 3 | 0 | 0 | 2-0-1 |
| 2018 | 2/2 | 130 | 0 | 0 | 0 | 0 | 0 | 2-0-0 |
| 7 Year Totals | 16/11 | 1042 | 1 | 1 | 3 | 1 | 0 | 9-4-3 |

LIGEON, MAURICE

Midfielder / Born: Sept. 1, 1977

| | GP/GS | MIN | G | A | Pts | Y | R | W-L-T |
|------|-------|-----|---|---|-----|---|---|-------|
| 1994 | 1/0 | 18 | 0 | 0 | 0 | 0 | 0 | 0-1-0 |

LIMA, NICK

Defender / Ht.: 5-9 / Wt.: 175 / Born: Nov. 17, 1994

| | GP/GS | MIN | G | A | Pts | Y | R | W-L-T |
|------|-------|-----|---|---|-----|---|---|-------|
| 2019 | 9/6 | 596 | 0 | 3 | 3 | 0 | 0 | 5-3-1 |

LLAMOSAS, CARLOS

Defender / Ht.: 5-11 / Wt.: 166 / Born: June 30, 1969

| | GP/GS | MIN | G | A | Pts | Y | R | W-L-T |
|----------------------|--------------|-------------|----------|----------|----------|----------|----------|---------------|
| 1998 | 1/1 | 90 | 0 | 0 | 0 | 0 | 1 | 0-0-1 |
| 1999 | 4/4 | 338 | 0 | 0 | 0 | 0 | 0 | 3-1-0 |
| 2000 | 9/8 | 714 | 0 | 1 | 1 | 1 | 0 | 6-0-3 |
| 2001 | 10/9 | 821 | 0 | 0 | 0 | 2 | 0 | 4-5-1 |
| 2002 | 5/1 | 192 | 0 | 1 | 1 | 0 | 0 | 5-0-0 |
| 5 Year Totals | 29/23 | 2155 | 0 | 2 | 2 | 3 | 1 | 18-6-5 |

LLANEZ, ULYSSES

Forward / Ht.: 5-9 / Wt.: 150 / Born: April 2, 2001

| | GP/GS | MIN | G | A | Pts | Y | R | W-L-T |
|------|-------|-----|---|---|-----|---|---|-------|
| 2020 | 3/2 | 154 | 1 | 0 | 2 | 0 | 0 | 2-0-1 |

LLETGET, SEBASTIAN

Midfielder / Ht.: 5-10 / Wt.: 165 / Born: Sept. 3, 1992

| | GP/GS | MIN | G | A | Pts | Y | R | W-L-T |
|----------------------|-------------|------------|----------|----------|-----------|----------|----------|---------------|
| 2017 | 3/2 | 153 | 1 | 0 | 2 | 0 | 0 | 2-0-1 |
| 2018 | 2/0 | 21 | 0 | 0 | 0 | 0 | 0 | 0-2-0 |
| 2019 | 8/2 | 333 | 1 | 1 | 3 | 0 | 0 | 5-1-2 |
| 2020 | 4/3 | 259 | 2 | 1 | 5 | 0 | 0 | 3-0-1 |
| 4 Year Totals | 17/7 | 766 | 4 | 2 | 10 | 0 | 0 | 10-3-4 |

LONG, AARON

Defender / Ht.: 6-2 / Wt.: 170 / Born: Oct. 12, 1992

| | GP/GS | MIN | G | A | Pts | Y | R | W-L-T |
|----------------------|--------------|-------------|----------|----------|----------|----------|----------|---------------|
| 2018 | 2/2 | 180 | 0 | 0 | 0 | 0 | 0 | 0-1-1 |
| 2019 | 14/14 | 1190 | 3 | 1 | 7 | 1 | 0 | 9-4-1 |
| 2020 | 2/2 | 146 | 0 | 0 | 0 | 0 | 0 | 2-0-0 |
| 3-Year Totals | 18/18 | 1516 | 3 | 1 | 7 | 1 | 0 | 11-5-2 |

ALL-TIME PLAYER REGISTER



USMNT
MNT HISTORY
WORLD CUP HISTORY
PROGRAMS
COMPETITIONS
U.S. HISTORY & INFO

LOVITZ, DANIEL

Defender / Ht.: 5-10 / Wt.: 165 / Born: Aug. 27, 1991

| | GP/GS | MIN | G | A | Pts | Y | R | W-L-T |
|------|-------|-----|---|---|-----|---|---|-------|
| 2019 | 13/6 | 635 | 0 | 0 | 0 | 1 | 0 | 6-5-2 |

LOYD, ZACH

Defender / Ht.: 5-10 / Wt.: 170 / Born: July 18, 1987

| | GP/GS | MIN | G | A | Pts | Y | R | W-L-T |
|----------------------|------------|------------|----------|----------|----------|----------|----------|--------------|
| 2011 | 1/1 | 72 | 0 | 0 | 0 | 1 | 0 | 0-0-1 |
| 2012 | 2/1 | 59 | 0 | 0 | 0 | 1 | 0 | 2-0-0 |
| 2 Year Totals | 3/2 | 131 | 0 | 0 | 0 | 2 | 0 | 2-0-1 |

LOZZANO, LAWRENCE

Defender / Ht.: 6-1 / Wt.: 185 / Born: July 25, 1970

| | GP/GS | MIN | G | A | Pts | Y | R | W-L-T |
|----------------------|------------|------------|----------|----------|----------|----------|----------|--------------|
| 1994 | 4/2 | 275 | 0 | 0 | 0 | 0 | 0 | 1-2-1 |
| 1995 | 2/1 | 51 | 0 | 0 | 0 | 0 | 0 | 0-1-1 |
| 1996 | 1/1 | 90 | 0 | 0 | 0 | 1 | 0 | 0-1-0 |
| 3 Year Totals | 7/4 | 416 | 0 | 0 | 0 | 1 | 0 | 1-4-2 |

MAISONNEUVE, BRIAN

Midfielder / Ht.: 5-11 / Wt.: 170 / Born: June 28, 1973

| | GP/GS | MIN | G | A | Pts | Y | R | W-L-T |
|----------------------|-------------|------------|----------|----------|----------|----------|----------|--------------|
| 1997 | 3/1 | 141 | 0 | 0 | 0 | 0 | 0 | 1-1-1 |
| 1998 | 7/5 | 449 | 0 | 1 | 1 | 0 | 0 | 2-3-2 |
| 2002 | 3/1 | 97 | 0 | 0 | 0 | 0 | 0 | 3-0-0 |
| 3 Year Totals | 13/7 | 687 | 0 | 1 | 1 | 0 | 0 | 6-4-3 |

MAPP, JUSTIN

Midfielder / Ht.: 5-10 / Wt.: 140 / Born: Oct. 18, 1984

| | GP/GS | MIN | G | A | Pts | Y | R | W-L-T |
|----------------------|------------|------------|----------|----------|----------|----------|----------|--------------|
| 2005 | 1/1 | 57 | 0 | 0 | 0 | 0 | 0 | 1-0-0 |
| 2007 | 7/4 | 406 | 0 | 2 | 2 | 1 | 0 | 3-3-1 |
| 2 Year Totals | 8/5 | 463 | 0 | 2 | 2 | 1 | 0 | 4-3-1 |

MARSCH, JESSE

Defender / Ht.: 5-11 / Wt.: 170 / Born: Nov. 8, 1973

| | GP/GS | MIN | G | A | Pts | Y | R | W-L-T |
|----------------------|------------|-----------|----------|----------|----------|----------|----------|--------------|
| 2001 | 1/0 | 9 | 0 | 0 | 0 | 0 | 0 | 0-0-1 |
| 2007 | 1/0 | 11 | 0 | 0 | 0 | 0 | 0 | 1-0-0 |
| 2 Year Totals | 2/0 | 20 | 0 | 0 | 0 | 0 | 0 | 1-0-1 |

MARSHALL, CHAD

Defender / Ht.: 6-4 / Wt.: 190 / Born: Aug. 22, 1984

| | GP/GS | MIN | G | A | Pts | Y | R | W-L-T |
|----------------------|--------------|-------------|----------|----------|----------|----------|----------|--------------|
| 2005 | 4/4 | 360 | 1 | 0 | 2 | 1 | 0 | 3-0-1 |
| 2009 | 6/6 | 570 | 0 | 0 | 0 | 0 | 0 | 5-1-0 |
| 2010 | 1/1 | 60 | 0 | 0 | 0 | 0 | 0 | 0-1-0 |
| 2017 | 1/1 | 90 | 0 | 0 | 0 | 0 | 0 | 0-0-1 |
| 4 Year Totals | 12/12 | 1080 | 1 | 0 | 2 | 1 | 0 | 8-2-2 |

MARTIN, TIM

Defender / Ht.: 5-11 / Wt.: 165 / Born: April 12, 1967

| | GP/GS | MIN | G | A | Pts | Y | R | W-L-T |
|----------------------|------------|------------|----------|----------|----------|----------|----------|--------------|
| 1993 | 1/0 | 45 | 0 | 0 | 0 | 0 | 0 | 1-0-0 |
| 1996 | 1/1 | 90 | 0 | 0 | 0 | 0 | 0 | 0-1-0 |
| 2 Year Totals | 2/1 | 135 | 0 | 0 | 0 | 0 | 0 | 1-1-0 |

MARTINO, KYLE

Midfielder / Ht.: 5-10 / Wt.: 144 / Born: Feb. 19, 1981

| | GP/GS | MIN | G | A | Pts | Y | R | W-L-T |
|----------------------|------------|------------|----------|----------|----------|----------|----------|--------------|
| 2002 | 1/0 | 15 | 0 | 0 | 0 | 0 | 0 | 1-0-0 |
| 2003 | 2/1 | 78 | 0 | 0 | 0 | 0 | 0 | 1-0-1 |
| 2005 | 4/1 | 119 | 1 | 0 | 2 | 0 | 0 | 3-1-0 |
| 2006 | 1/0 | 11 | 0 | 0 | 0 | 0 | 0 | 1-0-0 |
| 4 Year Totals | 8/2 | 223 | 1 | 0 | 2 | 0 | 0 | 6-1-1 |

MASON, MICHAEL

Midfielder / Ht.: 5-8 / Wt.: 165 / Born: June 28, 1971

| | GP/GS | MIN | G | A | Pts | Y | R | W-L-T |
|------|-------|-----|---|---|-----|---|---|-------|
| 1997 | 5/1 | 138 | 0 | 1 | 1 | 0 | 0 | 2-0-3 |

MASTERS, MIKE

Forward / Ht.: 6-3 / Wt.: 205 / Born: April 26, 1967

| | GP/GS | MIN | G | A | Pts | Y | R | W-L-T |
|------|-------|-----|---|---|-----|---|---|-------|
| 1992 | 1/0 | 31 | 0 | 0 | 0 | 0 | 0 | 0-0-1 |

MASTROENI, PABLO

Defender / Ht.: 5-10 / Wt.: 170 / Born: Aug. 29, 1976

| | GP/GS | MIN | G | A | Pts | Y | R | W-L-T |
|----------------------|--------------|-------------|----------|----------|----------|-----------|----------|----------------|
| 2001 | 2/1 | 112 | 0 | 0 | 0 | 0 | 0 | 0-1-1 |
| 2002 | 12/11 | 1030 | 0 | 0 | 0 | 2 | 0 | 10-1-1 |
| 2003 | 11/10 | 718 | 0 | 0 | 0 | 2 | 0 | 7-3-1 |
| 2004 | 7/5 | 459 | 0 | 1 | 1 | 1 | 0 | 5-0-2 |
| 2005 | 11/10 | 827 | 0 | 0 | 0 | 4 | 0 | 8-2-1 |
| 2006 | 7/5 | 445 | 0 | 0 | 0 | 0 | 1 | 2-3-2 |
| 2007 | 7/7 | 533 | 0 | 0 | 0 | 3 | 0 | 6-1-0 |
| 2008 | 5/4 | 267 | 0 | 1 | 1 | 4 | 1 | 3-1-1 |
| 2009 | 3/3 | 197 | 0 | 0 | 0 | 0 | 0 | 2-1-0 |
| 9 Year Totals | 65/56 | 4588 | 0 | 2 | 2 | 16 | 2 | 43-13-9 |

MATHIS, CLINT

Midfielder/Forward / Ht.: 5-10 / Wt.: 170 / Born: Nov. 25, 1976

| | GP/GS | MIN | G | A | Pts | Y | R | W-L-T |
|----------------------|--------------|-------------|-----------|----------|-----------|----------|----------|----------------|
| 1998 | 1/1 | 69 | 0 | 0 | 0 | 1 | 0 | 0-0-1 |
| 1999 | 2/0 | 35 | 0 | 0 | 0 | 0 | 0 | 1-1-0 |
| 2000 | 2/2 | 180 | 1 | 2 | 4 | 0 | 0 | 2-0-0 |
| 2001 | 6/5 | 440 | 2 | 3 | 7 | 3 | 0 | 4-2-0 |
| 2002 | 15/10 | 899 | 7 | 3 | 17 | 3 | 1 | 8-5-2 |
| 2003 | 12/7 | 742 | 1 | 0 | 2 | 0 | 0 | 6-4-2 |
| 2004 | 6/3 | 251 | 0 | 0 | 0 | 0 | 0 | 3-1-2 |
| 2005 | 2/2 | 129 | 1 | 1 | 3 | 1 | 0 | 2-0-0 |
| 8 Year Totals | 46/30 | 2745 | 12 | 9 | 33 | 8 | 1 | 26-13-7 |

McBRIDE, BRIAN

Forward / Ht.: 6-1 / Wt.: 170 / Born: June 19, 1972

| | GP/GS | MIN | G | A | Pts | Y | R | W-L-T |
|-----------------------|--------------|-------------|-----------|-----------|-----------|----------|----------|-----------------|
| 1993 | 1/0 | 27 | 0 | 0 | 0 | 0 | 0 | 0-1-0 |
| 1996 | 7/2 | 281 | 2 | 1 | 5 | 0 | 0 | 4-1-2 |
| 1997 | 7/6 | 543 | 2 | 0 | 4 | 0 | 0 | 1-4-2 |
| 1998 | 9/4 | 448 | 2 | 0 | 4 | 0 | 0 | 3-4-2 |
| 1999 | 11/10 | 856 | 3 | 2 | 8 | 1 | 0 | 6-3-2 |
| 2000 | 10/9 | 765 | 4 | 1 | 9 | 1 | 0 | 5-1-4 |
| 2001 | 5/4 | 237 | 1 | 0 | 2 | 1 | 0 | 2-2-1 |
| 2002 | 15/15 | 1177 | 6 | 3 | 15 | 0 | 0 | 9-4-2 |
| 2003 | 7/6 | 742 | 3 | 2 | 8 | 0 | 0 | 5-1-1 |
| 2004 | 11/9 | 747 | 3 | 0 | 6 | 0 | 0 | 6-1-4 |
| 2005 | 7/6 | 529 | 3 | 1 | 7 | 0 | 0 | 5-2-0 |
| 2006 | 5/5 | 428 | 1 | 0 | 2 | 0 | 0 | 1-1-3 |
| 12 Year Totals | 95/76 | 6780 | 30 | 10 | 70 | 3 | 0 | 47-25-23 |

McCARTY, CHAD

Defender / Ht.: 5-11 / Wt.: 175 / Born: Oct. 5, 1977

| | GP/GS | MIN | G | A | Pts | Y | R | W-L-T |
|------|-------|-----|---|---|-----|---|---|-------|
| 1999 | 1/0 | 22 | 0 | 0 | 0 | 0 | 0 | 0-0-1 |

McCARTY, DAX

Midfielder / Ht.: 5-9 / Wt.: 150 / Born: April 30, 1987

| | GP/GS | MIN | G | A | Pts | Y | R | W-L-T |
|----------------------|-------------|------------|----------|----------|----------|----------|----------|--------------|
| 2009 | 2/0 | 30 | 0 | 0 | 0 | 0 | 0 | 0-2-0 |
| 2010 | 2/0 | 26 | 0 | 0 | 0 | 0 | 0 | 1-1-0 |
| 2011 | 1/1 | 90 | 0 | 0 | 0 | 0 | 0 | 0-0-1 |
| 2017 | 8/4 | 376 | 0 | 0 | 0 | 0 | 0 | 7-0-1 |
| 4 Year Totals | 13/5 | 522 | 0 | 0 | 0 | 0 | 0 | 8-3-2 |

McKENNIE, WESTON

Midfielder / Ht.: 6-1 / Wt.: 185 / Aug. 28, 1998

| | GP/GS | MIN | G | A | Pts | Y | R | W-L-T |
|----------------------|--------------|-------------|----------|----------|-----------|----------|----------|---------------|
| 2017 | 1/1 | 84 | 1 | 0 | 2 | 0 | 0 | 0-0-1 |
| 2018 | 6/6 | 460 | 0 | 0 | 0 | 2 | 0 | 2-3-1 |
| 2019 | 12/12 | 948 | 5 | 2 | 12 | 3 | 0 | 8-4-0 |
| 2019 | 12/12 | 948 | 5 | 2 | 12 | 3 | 0 | 8-4-0 |
| 2020 | 2/2 | 180 | 0 | 0 | 0 | 1 | 0 | 1-0-1 |
| 4 Year Totals | 21/21 | 1672 | 6 | 2 | 14 | 6 | 0 | 11-7-3 |

McKENZIE, MARK

Defender / Ht.: 6-0 / Wt.: 185 / Born: Feb. 25, 1999

| | GP/GS | MIN | G | A | Pts | Y | R | W-L-T |
|------|-------|-----|---|---|-----|---|---|-------|
| 2020 | 2/1 | 117 | 0 | 0 | 0 | 0 | 0 | 1-0-1 |

McKEON, MATT

Defender / Ht.: 6-2 / Wt.: 190 / Born: Sept. 24, 1974

| | GP/GS | MIN | G | A | Pts | Y | R | W-L-T |
|------|-------|-----|---|---|-----|---|---|-------|
| 1999 | 2/2 | 147 | 0 | 0 | 0 | 2 | 1 | 2-0-0 |

MIAZGA, MATT

Defender / Ht.: 6-4 / Wt.: 190 / July 19, 1995

| | GP/GS | MIN | G | A | Pts | Y | R | W-L-T |
|----------------------|--------------|-------------|----------|----------|----------|----------|----------|--------------|
| 2015 | 1/0 | 27 | 0 | 0 | 0 | 0 | 0 | 1-0-0 |
| 2016 | 1/0 | 45 | 0 | 0 | 0 | 0 | 0 | 1-0-0 |
| 2017 | 2/2 | 180 | 1 | 0 | 2 | 0 | 0 | 1-0-1 |
| 2018 | 7/7 | 597 | 0 | 1 | 1 | 1 | 0 | 2-4-1 |
| 2019 | 7/7 | 612 | 0 | 0 | 0 | 0 | 0 | 3-3-1 |
| 2020 | 2/2 | 170 | 0 | 1 | 1 | 0 | 0 | 1-0-1 |
| 6-Year Totals | 20/18 | 1631 | 1 | 2 | 4 | 1 | 0 | 9-7-4 |

MICHALLIK, JANUSZ

Defender / Ht.: 5-11 / Wt.: 170 / Born: April 22, 1966

| | GP/GS | MIN | G | A | Pts | Y | R | W-L-T |
|----------------------|--------------|-------------|----------|----------|----------|----------|----------|-----------------|
| 1991 | 7/6 | 477 | 0 | 1 | 1 | 0 | 0 | 3-2-2 |
| 1992 | 16/11 | 976 | 0 | 2 | 2 | 0 | 0 | 5-8-3 |
| 1993 | 9/3 | 370 | 1 | 2 | 4 | 1 | 0 | 4-3-2 |
| 1994 | 12/7 | 608 | 0 | 1 | 1 | 1 | 0 | 3-5-4 |
| 4 Year Totals | 44/27 | 2431 | 1 | 6 | 8 | 2 | 0 | 15-18-11 |

MIHAILOVIC, DJORDJE

Midfielder / Ht.: 5-10 / Wt.: 150 / Born: Nov. 19, 1998

| | GP/GS | MIN | G | A | Pts | Y | R | W-L-T |
|----------------------|------------|------------|----------|----------|----------|----------|----------|--------------|
| 2019 | 5/4 | 321 | 1 | 0 | 2 | 0 | 0 | 4-1-0 |
| 2020 | 1/0 | 16 | 0 | 0 | 0 | 0 | 0 | 1-0-0 |
| 2 Year Totals | 6/4 | 337 | 1 | 0 | 2 | 0 | 0 | 5-1-0 |

MOOR, DREW

Defender / Ht.: 6-0 / Wt.: 170 / Born: Jan. 15, 1984

| | GP/GS | MIN | G | A | Pts | Y | R | W-L-T |
|----------------------|------------|------------|----------|----------|----------|----------|----------|--------------|
| 2007 | 2/2 | 180 | 0 | 0 | 0 | 1 | 0 | 0-2-0 |
| 2008 | 3/3 | 270 | 0 | 1 | 1 | 1 | 0 | 2-1-1 |
| 2 Year Totals | 5/5 | 450 | 0 | 1 | 1 | 2 | 0 | 2-3-1 |

MOORE, JOE-MAX

Midfielder / Ht.: 5-9 / Wt.: 150 / Born: Feb. 23, 1971

| | GP/GS | MIN | G | A | Pts | Y | R | W-L-T |
|-----------------------|---------------|-------------|-----------|-----------|-----------|----------|----------|-----------------|
| 1992 | 1/1 | 90 | 0 | 1 | 1 | 1 | 0 | 1-0-0 |
| 1993 | 23/12 | 1254 | 8 | 4 | 20 | 0 | 0 | 6-7-10 |
| 1994 | 11/7 | 485 | 1 | 1 | 3 | 1 | 0 | 3-4-4 |
| 1995 | 7/6 | 585 | 2 | 1 | 5 | 0 | 0 | 3-3-1 |
| 1996 | 11/9 | 767 | 4 | 0 | 8 | 1 | 0 | 8-2-1 |
| 1997 | 5/5 | 450 | 1 | 1 | 3 | 0 | 0 | 1-3-1 |
| 1998 | 13/11 | 985 | 1 | 2 | 4 | 2 | 0 | 5-4-4 |
| 1999 | 8/4 | 392 | 3 | 0 | 6 | 1 | 1 | 5-2-1 |
| 2000 | 4/4 | 351 | 2 | 2 | 6 | 0 | 0 | 3-0-1 |
| 2001 | 9/6 | 519 | 2 | 0 | 4 | 1 | 0 | 3-3-3 |
| 2002 | 8/2 | 328 | 0 | 2 | 2 | 0 | 0 | 3-5-0 |
| 11 Year Totals | 100/67 | 6206 | 24 | 14 | 62 | 7 | 1 | 41-33-26 |

MOORE, SHAQ

Defender / Ht.: 5-11 / Wt.: 155 / Born: Nov. 2, 1996

| | GP/GS | MIN | G | A | Pts | Y | R | W-L-T |
|------|-------|-----|---|---|-----|---|---|-------|
| 2018 | 5/3 | 243 | 0 | 0 | 0 | 2 | 0 | 1-3-1 |

MORALES, ALFREDO

Defender / Ht.: 6-0 / Wt.: 163 / Born: May 12, 1990

| | GP/GS | MIN | G | A | Pts | Y | R | W-L-T |
|----------------------|-------------|------------|----------|----------|----------|----------|----------|--------------|
| 2013 | 1/0 | 17 | 0 | 0 | 0 | 0 | 0 | 0-0-1 |
| 2014 | 5/1 | 161 | 0 | 0 | 0 | 1 | 0 | 1-2-2 |
| 2015 | 6/3 | 280 | 0 | 0 | 0 | 0 | 0 | 3-1-2 |
| 2016 | 1/1 | 90 | 0 | 0 | 0 | 0 | 0 | 1-0-0 |
| 2019 | 3/1 | 131 | 0 | 0 | 0 | 1 | 0 | 2-1-0 |
| 5 Year Totals | 16/5 | 679 | 0 | 0 | 0 | 2 | 0 | 7-4-4 |

MORRIS, JORDAN

Forward / Ht.: 5-11 / Wt.: 185 / Born: Oct. 26, 1994

| | GP/GS | MIN | G | A | Pts | Y | R | W-L-T |
|----------------------|--------------|-------------|-----------|----------|-----------|----------|----------|---------------|
| 2014 | 1/0 | 15 | 0 | 0 | 0 | 0 | 0 | 0-1-0 |
| 2015 | 6/1 | 151 | 1 | 1 | 3 | 0 | 0 | 4-1-1 |
| 2016 | 5/1 | 184 | 0 | 0 | 0 | 0 | 0 | 5-0-0 |
| 2017 | 12/5 | 559 | 4 | 1 | 9 | 0 | 0 | 7-1-4 |
| 2018 | 1/1 | 90 | 0 | 0 | 0 | 0 | 0 | 0-0-1 |
| 2019 | 14/9 | 779 | 5 | 6 | 16 | 0 | 0 | 8-4-2 |
| 6 Year Totals | 39/17 | 1763 | 10 | 8 | 28 | 0 | 0 | 24-7-8 |

MORROW, JUSTIN

Defender / Ht.: 5-9 / Wt.: 165 / Born: Oct. 4, 1987

| | GP/GS | MIN | G | A | Pts | Y | R | W-L-T |
|----------------------|------------|------------|----------|----------|----------|----------|----------|--------------|
| 2013 | 1/1 | 90 | 0 | 0 | 0 | 0 | 0 | 0-0-1 |
| 2017 | 2/2 | 180 | 0 | 0 | 0 | 1 | 0 | 2-0-0 |
| 2018 | 1/1 | 90 | 0 | 0 | 0 | 1 | 0 | 0-0-1 |
| 3 Year Totals | 4/4 | 360 | 0 | 0 | 0 | 2 | 0 | 3-0-2 |

MUELLER, CHRIS

Forward / Ht.: 5-9 / Wt.: 160 / Born: Aug. 29, 1996

| | GP/GS | MIN | G | A | Pts | Y | R | W-L-T |
|------|-------|-----|---|---|-----|---|---|-------|
| 2020 | 1/1 | 90 | 2 | 1 | 5 | 0 | 0 | 1-0-0 |

MULLAN, BRIAN

Midfielder / Ht.: 5-8 / Wt.: 150 / Born: April 23, 1978

| | GP/GS | MIN | G | A | Pts | Y | R | W-L-T |
|----------------------|------------|------------|----------|----------|----------|----------|----------|--------------|
| 2004 | 1/0 | 19 | 0 | 0 | 0 | 0 | 0 | 0-0-1 |
| 2005 | 1/1 | 90 | 0 | 0 | 0 | 0 | 0 | 1-0-0 |
| 2007 | 2/0 | 34 | 0 | 0 | 0 | 0 | 0 | 1-0-1 |
| 3 Year Totals | 4/1 | 143 | 0 | 0 | 0 | 0 | 0 | 2-0-2 |

MULROONEY, RICHARD

Midfielder / Ht.: 5-9 / Wt.: 160 / Born: Nov. 3, 1976

| | GP/GS | MIN | G | A | Pts | Y | R | W-L-T |
|----------------------|-------------|------------|----------|----------|----------|----------|----------|---------------|
| 2001 | 1/0 | 23 | 0 | 0 | 0 | 0 | 0 | 0-1-0 |
| 2002 | 3/3 | 270 | 0 | 0 | 0 | 0 | 0 | 3-0-0 |
| 2003 | 8/5 | 507 | 0 | 0 | 0 | 0 | 0 | 7-1-0 |
| 2004 | 2/1 | 87 | 0 | 0 | 0 | 0 | 0 | 0-0-2 |
| 4 Year Totals | 14/9 | 887 | 0 | 0 | 0 | 0 | 0 | 10-2-2 |

MURRAY, BRUCE

Forward / Ht.: 6-1 / Wt.: 170 / Born: Jan. 25, 1966

| | GP/GS | MIN | G | A | Pts | Y | R | W-L-T |
|----------------------|--------------|-------------|-----------|----------|-----------|----------|----------|-----------------|
| 1985 | 1/1 | 70 | 0 | 0 | 0 | 0 | 0 | 0-1-0 |
| 1986 | 1/1 | 90 | 1 | 0 | 2 | 0 | 0 | 0-0-1 |
| 1987 | 3/3 | 270 | 0 | 0 | 0 | 0 | 0 | 1-2-0 |
| 1988 | 8/5 | 470 | 0 | 0 | 0 | 0 | 0 | 1-3-4 |
| 1989 | 12/12 | 1280 | 2 | 0 | 4 | 0 | 0 | 6-3-3 |
| 1990 | 20/17 | 1661 | 8 | 2 | 18 | 2 | 0 | 8-9-3 |
| 1991 | 16/15 | 1438 | 6 | 3 | 15 | 0 | 1 | 7-3-6 |
| 1992 | 12/12 | 817 | 2 | 1 | 5 | 2 | 0 | 4-5-3 |
| 1993 | 12/10 | 651 | 2 | 0 | 4 | 0 | 0 | 1-5-6 |
| 9 Year Totals | 85/76 | 6737 | 21 | 6 | 48 | 4 | 1 | 28-31-26 |

MUSAH, YUNUS

Midfielder / Ht.: 5-10 / Wt.: 165 / Born: Nov. 29, 2002

| | GP/GS | MIN | G | A | Pts | Y | R | W-L-T |
|------|-------|-----|---|---|-----|---|---|-------|
| 2020 | 2/2 | 155 | 0 | 0 | 0 | 0 | 0 | 1-0-1 |

NAGBE, DARLINGTON

Midfielder / Ht.: 5-9 / Wt.: 165 / Born: July 19, 1990

| | GP/GS | MIN | G | A | Pts | Y | R | W-L-T |
|----------------------|--------------|-------------|----------|----------|----------|----------|----------|---------------|
| 2015 | 2/0 | 50 | 0 | 0 | 0 | 0 | 0 | 1-0-1 |
| 2016 | 8/0 | 228 | 1 | 1 | 3 | 1 | 0 | 4-4-0 |
| 2017 | 14/11 | 1052 | 0 | 0 | 0 | 1 | 0 | 7-2-5 |
| 2018 | 1/1 | 90 | 0 | 0 | 0 | 0 | 0 | 1-0-0 |
| 4 Year Totals | 25/12 | 1410 | 1 | 1 | 3 | 2 | 0 | 13-6-6 |

NAMOFF, BRYAN

Defender / Ht.: 5-10 / Wt.: 168 / Born: May 28, 1979

| | GP/GS | MIN | G | A | Pts | Y | R | W-L-T |
|------|-------|-----|---|---|-----|---|---|-------|
| 2007 | 1/0 | 28 | 0 | 0 | 0 | 0 | 0 | 1-0-0 |

NGUYEN, LEE

Midfielder / Ht.: 5-8 / Wt.: 149 / Born: Oct. 7, 1986

| | GP/GS | MIN | G | A | Pts | Y | R | W-L-T |
|----------------------|------------|------------|----------|----------|----------|----------|----------|--------------|
| 2007 | 3/0 | 41 | 0 | 0 | 0 | 0 | 0 | 1-2-0 |
| 2014 | 1/0 | 13 | 0 | 0 | 0 | 0 | 0 | 0-1-0 |
| 2015 | 3/0 | 76 | 0 | 0 | 0 | 1 | 0 | 1-2-0 |
| 2016 | 2/1 | 150 | 0 | 0 | 0 | 0 | 0 | 2-0-0 |
| 4 Year Totals | 9/1 | 280 | 0 | 0 | 0 | 0 | 0 | 4-5-0 |

ALL-TIME PLAYER REGISTER

129

NOONAN, PAT

Forward / Ht.: 6-0 / Wt.: 170 / Born: Aug. 2, 1980

| | GP/GS | MIN | G | A | Pts | Y | R | W-L-T |
|----------------------|-------------|------------|----------|----------|----------|----------|----------|---------------|
| 2004 | 1/0 | 16 | 0 | 0 | 0 | 0 | 0 | 0-0-1 |
| 2005 | 9/5 | 447 | 1 | 0 | 2 | 1 | 0 | 7-1-1 |
| 2006 | 3/3 | 228 | 0 | 1 | 1 | 0 | 0 | 2-0-1 |
| 2008 | 1/1 | 62 | 0 | 1 | 1 | 0 | 0 | 1-0-0 |
| 4 Year Totals | 14/9 | 753 | 1 | 2 | 4 | 1 | 0 | 10-1-3 |

NOVAKOVICH, ANDRIJA

Forward / Ht.: 6-4 / Wt.: 180 / Born: Sept. 21, 1996

| | GP/GS | MIN | G | A | Pts | Y | R | W-L-T |
|------|-------|-----|---|---|-----|---|---|-------|
| 2018 | 3/0 | 52 | 0 | 0 | 0 | 0 | 0 | 2-1-0 |

O'BRIEN, JOHN

Midfielder / Ht.: 5-8 / Wt.: 145 / Born: Aug. 29, 1977

| | GP/GS | MIN | G | A | Pts | Y | R | W-L-T |
|----------------------|--------------|-------------|----------|----------|-----------|----------|----------|---------------|
| 1998 | 1/0 | 10 | 0 | 0 | 0 | 0 | 0 | 1-0-0 |
| 2000 | 5/4 | 349 | 1 | 1 | 3 | 0 | 0 | 3-0-2 |
| 2001 | 5/3 | 293 | 0 | 0 | 0 | 0 | 0 | 2-0-3 |
| 2002 | 9/9 | 720 | 1 | 2 | 4 | 0 | 0 | 3-5-1 |
| 2003 | 1/1 | 90 | 0 | 1 | 1 | 0 | 0 | 1-0-0 |
| 2005 | 7/6 | 483 | 1 | 0 | 2 | 0 | 0 | 5-0-2 |
| 2006 | 4/2 | 179 | 0 | 0 | 0 | 0 | 0 | 1-2-1 |
| 7 Year Totals | 32/25 | 2124 | 3 | 4 | 10 | 0 | 0 | 16-7-9 |

OLOSUNDE, MATT

Defender / Ht.: 6-1 / Wt.: 160 / Born: March 7, 1998

| | GP/GS | MIN | G | A | Pts | Y | R | W-L-T |
|------|-------|-----|---|---|-----|---|---|-------|
| 2018 | 1/0 | 19 | 0 | 0 | 0 | 0 | 0 | 1-0-0 |

OLSEN, BEN

Midfielder / Ht.: 5-8 / Wt.: 140 / Born: May 3, 1977

| | GP/GS | MIN | G | A | Pts | Y | R | W-L-T |
|----------------------|--------------|-------------|----------|----------|-----------|----------|----------|----------------|
| 1998 | 1/0 | 17 | 0 | 0 | 0 | 0 | 0 | 0-0-1 |
| 1999 | 7/5 | 438 | 2 | 1 | 5 | 1 | 0 | 5-1-1 |
| 2000 | 10/4 | 414 | 1 | 0 | 2 | 2 | 0 | 5-0-5 |
| 2001 | 1/1 | 85 | 0 | 0 | 0 | 0 | 0 | 1-0-0 |
| 2002 | 1/1 | 75 | 1 | 0 | 2 | 0 | 0 | 1-0-0 |
| 2003 | 2/1 | 90 | 0 | 0 | 0 | 1 | 0 | 1-1-0 |
| 2005 | 5/2 | 250 | 0 | 0 | 0 | 1 | 0 | 2-0-3 |
| 2006 | 8/5 | 394 | 2 | 0 | 4 | 2 | 0 | 4-2-2 |
| 2007 | 2/2 | 131 | 0 | 0 | 0 | 0 | 0 | 0-2-0 |
| 9 Year Totals | 37/21 | 1894 | 6 | 1 | 13 | 6 | 1 | 19-6-12 |

ONYEWU, OGUCHI

Defender / Ht.: 6-4 / Wt.: 210 / Born: May 13, 1982

| | GP/GS | MIN | G | A | Pts | Y | R | W-L-T |
|-----------------------|--------------|-------------|----------|----------|-----------|-----------|----------|-----------------|
| 2004 | 2/1 | 77 | 0 | 0 | 0 | 2 | 1 | 1-0-1 |
| 2005 | 9/9 | 840 | 1 | 1 | 3 | 2 | 0 | 6-2-1 |
| 2006 | 6/6 | 523 | 0 | 0 | 0 | 1 | 0 | 2-3-1 |
| 2007 | 11/11 | 928 | 1 | 0 | 2 | 5 | 1 | 9-2-0 |
| 2008 | 10/10 | 842 | 3 | 1 | 7 | 2 | 0 | 6-2-2 |
| 2009 | 13/13 | 1170 | 0 | 1 | 1 | 2 | 0 | 7-5-1 |
| 2010 | 7/5 | 443 | 1 | 0 | 2 | 0 | 0 | 2-1-4 |
| 2011 | 4/3 | 270 | 0 | 0 | 0 | 0 | 0 | 1-2-1 |
| 2012 | 4/1 | 181 | 0 | 0 | 0 | 0 | 0 | 2-1-1 |
| 2013 | 2/2 | 180 | 0 | 0 | 0 | 0 | 0 | 2-0-0 |
| 2014 | 1/1 | 90 | 0 | 0 | 0 | 0 | 0 | 0-1-0 |
| 11 Year Totals | 69/62 | 5544 | 6 | 3 | 15 | 14 | 2 | 38-19-12 |

OPARA, IKE

Defender / Ht.: 6-2 / Wt.: 170 / Born: Feb. 21, 1989

| | GP/GS | MIN | G | A | Pts | Y | R | W-L-T |
|------|-------|-----|---|---|-----|---|---|-------|
| 2018 | 1/1 | 90 | 0 | 0 | 0 | 0 | 0 | 0-0-1 |

OROZCO, MICHAEL

Defender / Ht.: 5-11 / Wt.: 160 / Born: Feb. 7, 1986

| | GP/GS | MIN | G | A | Pts | Y | R | W-L-T |
|----------------------|--------------|-------------|----------|----------|----------|----------|----------|---------------|
| 2008 | 1/1 | 90 | 0 | 0 | 0 | 0 | 0 | 0-1-0 |
| 2011 | 3/3 | 225 | 0 | 1 | 1 | 0 | 0 | 1-1-1 |
| 2012 | 1/0 | 14 | 1 | 0 | 2 | 0 | 0 | 1-0-0 |
| 2013 | 6/5 | 466 | 2 | 0 | 4 | 0 | 0 | 5-1-0 |
| 2014 | 2/2 | 106 | 0 | 0 | 1 | 0 | 0 | 1-0-1 |
| 2015 | 7/6 | 484 | 0 | 0 | 0 | 2 | 0 | 2-3-2 |
| 2016 | 9/7 | 517 | 1 | 0 | 2 | 2 | 1 | 5-3-1 |
| 7 Year Totals | 29/24 | 1902 | 4 | 1 | 9 | 5 | 1 | 15-9-5 |

OTASOWIE, OWEN

Midfielder/Defender / Ht.: 6-2 / Wt.: 195 / Born: Jan. 6, 2001

| | GP/GS | MIN | G | A | Pts | Y | R | W-L-T |
|------|-------|-----|---|---|-----|---|---|-------|
| 2020 | 1/0 | 3 | 0 | 0 | 0 | 0 | 0 | 0-0-1 |

PALMER-BROWN, ERIK

Defender / Ht.: 6-1 / Wt.: 175 / Born: April 24, 1997

| | GP/GS | MIN | G | A | Pts | Y | R | W-L-T |
|------|-------|-----|---|---|-----|---|---|-------|
| 2018 | 2/1 | 123 | 0 | 0 | 0 | 0 | 0 | 1-0-1 |

PARKE, JEFF

Defender / Ht.: 6-1 / Wt.: 185 / Born: March 23, 1982

| | GP/GS | MIN | G | A | Pts | Y | R | W-L-T |
|------|-------|-----|---|---|-----|---|---|-------|
| 2012 | 1/0 | 36 | 0 | 0 | 0 | 0 | 0 | 1-0-0 |

PARKER, TIM

Defender / Ht.: 6-2 / Wt.: 195 / Born: Feb. 23, 1993

| | GP/GS | MIN | G | A | Pts | Y | R | W-L-T |
|------|-------|-----|---|---|-----|---|---|-------|
| 2018 | 2/1 | 119 | 0 | 0 | 0 | 0 | 0 | 0-1-1 |

PARKHURST, MICHAEL

Defender / Ht.: 5-11 / Wt.: 155 / Born: Jan. 24, 1984

| | GP/GS | MIN | G | A | Pts | Y | R | W-L-T |
|----------------------|--------------|-------------|----------|----------|----------|----------|----------|---------------|
| 2007 | 2/2 | 180 | 0 | 0 | 0 | 0 | 0 | 2-0-0 |
| 2008 | 2/1 | 135 | 0 | 0 | 0 | 0 | 0 | 2-0-0 |
| 2009 | 4/3 | 281 | 0 | 0 | 0 | 2 | 0 | 3-0-1 |
| 2010 | 1/0 | 45 | 0 | 0 | 0 | 0 | 0 | 0-0-1 |
| 2012 | 6/4 | 389 | 0 | 0 | 0 | 0 | 0 | 3-2-1 |
| 2013 | 8/6 | 596 | 0 | 1 | 1 | 1 | 0 | 8-0-0 |
| 2014 | 2/2 | 180 | 0 | 0 | 0 | 0 | 0 | 1-0-1 |
| 7 Year Totals | 25/18 | 1806 | 0 | 1 | 1 | 3 | 0 | 19-2-4 |

PARKS, KEATON

Midfielder / Ht.: 6-4 / Wt.: 175 / Born: Aug. 6, 1997

| | GP/GS | MIN | G | A | Pts | Y | R | W-L-T |
|------|-------|-----|---|---|-----|---|---|-------|
| 2018 | 1/0 | 28 | 0 | 0 | 0 | 0 | 0 | 1-0-0 |

PAUSE, LOGAN

Midfielder / Ht.: 5-10 / Wt.: 155 / Born: Aug. 22, 1981

| | GP/GS | MIN | G | A | Pts | Y | R | W-L-T |
|----------------------|------------|------------|----------|----------|----------|----------|----------|--------------|
| 2009 | 5/5 | 426 | 0 | 1 | 1 | 2 | 0 | 4-1-0 |
| 2010 | 1/1 | 90 | 0 | 0 | 0 | 0 | 0 | 1-0-0 |
| 2 Year Totals | 6/6 | 516 | 0 | 1 | 1 | 2 | 0 | 5-1-0 |

PEARCE, HEATH

Defender / Ht.: 5-10 / Wt.: 175 / Born: Aug. 13, 1984

| | GP/GS | MIN | G | A | Pts | Y | R | W-L-T |
|----------------------|--------------|-------------|----------|----------|----------|----------|----------|----------------|
| 2005 | 1/0 | 14 | 0 | 0 | 0 | 0 | 0 | 0-0-1 |
| 2006 | 4/2 | 195 | 0 | 0 | 0 | 1 | 0 | 2-1-1 |
| 2007 | 5/3 | 342 | 0 | 1 | 1 | 0 | 0 | 3-2-0 |
| 2008 | 11/11 | 945 | 0 | 2 | 2 | 1 | 0 | 7-3-1 |
| 2009 | 7/7 | 630 | 0 | 1 | 1 | 1 | 0 | 5-1-1 |
| 2010 | 5/2 | 276 | 0 | 1 | 1 | 1 | 0 | 1-3-1 |
| 2012 | 2/1 | 121 | 0 | 0 | 0 | 0 | 0 | 2-0-0 |
| 7 Year Totals | 35/24 | 2523 | 0 | 5 | 5 | 4 | 0 | 20-10-5 |

PEREZ, HUGO

Midfielder / Ht.: 5-8 / Wt.: 155 / Born: Nov. 8, 1963

| | GP/GS | MIN | G | A | Pts | Y | R | W-L-T |
|----------------------|--------------|-------------|-----------|----------|-----------|----------|----------|-----------------|
| 1984 | 5/3 | 290 | 0 | 0 | 0 | 0 | 0 | 3-0-2 |
| 1985 | 6/5 | 450 | 1 | 0 | 2 | 0 | 0 | 2-3-1 |
| 1988 | 1/0 | 20 | 1 | 0 | 2 | 0 | 0 | 1-0-0 |
| 1989 | 2/2 | 160 | 1 | 0 | 2 | 0 | 0 | 2-0-0 |
| 1990 | 2/2 | 180 | 0 | 0 | 0 | 0 | 0 | 0-1-1 |
| 1991 | 11/9 | 878 | 1 | 2 | 4 | 1 | 0 | 6-2-3 |
| 1992 | 17/17 | 1378 | 3 | 1 | 7 | 1 | 0 | 4-10-3 |
| 1993 | 12/12 | 773 | 3 | 2 | 8 | 1 | 0 | 5-5-2 |
| 1994 | 17/16 | 1206 | 3 | 3 | 9 | 1 | 0 | 3-6-8 |
| 9 Year Totals | 73/66 | 5335 | 13 | 8 | 34 | 4 | 0 | 26-27-20 |

PETKE, MIKE

Defender / Ht.: 6-2 / Wt.: 185 / Born: Jan. 30, 1976

| | GP/GS | MIN | G | A | Pts | Y | R | W-L-T |
|----------------------|------------|------------|----------|----------|----------|----------|----------|--------------|
| 2001 | 1/1 | 90 | 0 | 0 | 0 | 0 | 0 | 0-0-1 |
| 2003 | 1/0 | 13 | 0 | 0 | 0 | 0 | 0 | 1-0-0 |
| 2 Year Totals | 2/1 | 103 | 0 | 0 | 0 | 0 | 0 | 1-0-1 |

USMNT

MNT HISTORY

WORLD CUP HISTORY

PROGRAMS

COMPETITIONS

U.S. HISTORY & INFO

PICAULT, FABRICE**Forward / Ht.: 5-8 / Wt.: 170 / Born: Feb. 23, 1991**

| | GP/GS | MIN | G | A | Pts | Y | R | W-L-T |
|----------------------|------------|-----------|----------|----------|----------|----------|----------|--------------|
| 2016 | 1/0 | 20 | 0 | 0 | 0 | 0 | 0 | 1-0-0 |
| 2018 | 1/0 | 32 | 0 | 0 | 0 | 0 | 0 | 0-1-0 |
| 2 Year Totals | 2/0 | 52 | 0 | 0 | 0 | 0 | 0 | 1-1-0 |

PITTMAN, STEVE**Defender / Ht.: 5-10 / Wt.: 185 / Born: July 18, 1967**

| | GP/GS | MIN | G | A | Pts | Y | R | W-L-T |
|----------------------|------------|------------|----------|----------|----------|----------|----------|--------------|
| 1990 | 1/1 | 90 | 0 | 2 | 2 | 0 | 0 | 1-0-0 |
| 1995 | 1/1 | 90 | 0 | 0 | 0 | 0 | 0 | 0-1-0 |
| 1997 | 1/1 | 60 | 0 | 0 | 0 | 0 | 0 | 0-1-0 |
| 3 Year Totals | 3/3 | 240 | 0 | 2 | 2 | 0 | 0 | 1-2-0 |

POMYKAL, PAXTON**Midfielder / Ht.: 5-7 / Wt.: 145 / Born: Dec. 17, 1999**

| | GP/GS | MIN | G | A | Pts | Y | R | W-L-T |
|------|-------|-----|---|---|-----|---|---|-------|
| 2019 | 1/0 | 5 | 0 | 0 | 0 | 0 | 0 | 0-0-1 |

POLSTER, MATT**Defender / Ht.: 6-0 / Wt.: 170 / Born: June 8, 1993**

| | GP/GS | MIN | G | A | Pts | Y | R | W-L-T |
|------|-------|-----|---|---|-----|---|---|-------|
| 2018 | 1/1 | 90 | 0 | 0 | 0 | 0 | 0 | 0-0-1 |

PONTIUS, CHRIS**Midfielder / Ht.: 6-0 / Wt.: 170 / Born: May 12, 1987**

| | GP/GS | MIN | G | A | Pts | Y | R | W-L-T |
|------|-------|-----|---|---|-----|---|---|-------|
| 2017 | 5/2 | 209 | 0 | 0 | 0 | 0 | 0 | 4-0-1 |

POPE, EDDIE**Defender / Ht.: 6-1 / Wt.: 180 / Born: Dec. 24, 1973**

| | GP/GS | MIN | G | A | Pts | Y | R | W-L-T |
|-----------------------|--------------|-------------|----------|----------|-----------|-----------|----------|-----------------|
| 1996 | 5/5 | 430 | 0 | 0 | 0 | 0 | 0 | 3-1-1 |
| 1997 | 9/9 | 773 | 2 | 0 | 4 | 0 | 0 | 4-1-4 |
| 1998 | 12/12 | 1035 | 1 | 0 | 2 | 1 | 0 | 6-3-3 |
| 1999 | 3/3 | 199 | 0 | 0 | 0 | 0 | 0 | 0-1-2 |
| 2000 | 6/6 | 526 | 1 | 0 | 2 | 0 | 0 | 4-0-2 |
| 2001 | 9/9 | 810 | 0 | 0 | 0 | 0 | 0 | 4-4-1 |
| 2002 | 11/11 | 980 | 1 | 0 | 2 | 3 | 0 | 5-5-1 |
| 2003 | 2/2 | 174 | 0 | 0 | 0 | 0 | 0 | 1-0-1 |
| 2004 | 9/9 | 789 | 1 | 0 | 2 | 2 | 0 | 4-0-5 |
| 2005 | 7/7 | 486 | 0 | 0 | 0 | 2 | 0 | 5-2-0 |
| 2006 | 9/9 | 758 | 2 | 0 | 4 | 4 | 1 | 4-2-3 |
| 11 Year Totals | 82/82 | 6960 | 8 | 0 | 16 | 12 | 1 | 40-19-23 |

PRAMPIN, ALAN**Forward / Ht.: 5-7 / Wt.: 165 / Born: Nov. 30, 1971**

| | GP/GS | MIN | G | A | Pts | Y | R | W-L-T |
|------|-------|-----|---|---|-----|---|---|-------|
| 1993 | 2/0 | 8 | 0 | 0 | 0 | 0 | 0 | 0-1-1 |

PULISIC, CHRISTIAN**Midfielder / Ht.: 5-8 / Wt.: 140 / Born: Sept. 18, 1998**

| | GP/GS | MIN | G | A | Pts | Y | R | W-L-T |
|----------------------|--------------|-------------|-----------|----------|-----------|----------|----------|----------------|
| 2016 | 11/4 | 471 | 3 | 2 | 8 | 0 | 0 | 6-5-0 |
| 2017 | 9/9 | 773 | 6 | 4 | 16 | 0 | 0 | 3-2-4 |
| 2018 | 3/3 | 262 | 0 | 0 | 0 | 0 | 0 | 1-2-0 |
| 2019 | 11/10 | 762 | 5 | 3 | 13 | 0 | 0 | 7-3-1 |
| 4 Year Totals | 34/26 | 2268 | 14 | 9 | 37 | 0 | 0 | 17-12-5 |

QUARANTA, SANTINO**Midfielder / Ht.: 6-1 / Wt.: 185 / Born: Oct. 14, 1984**

| | GP/GS | MIN | G | A | Pts | Y | R | W-L-T |
|----------------------|-------------|------------|----------|----------|----------|----------|----------|--------------|
| 2005 | 9/3 | 411 | 0 | 1 | 1 | 0 | 0 | 5-1-3 |
| 2006 | 2/0 | 41 | 0 | 0 | 0 | 1 | 0 | 2-0-0 |
| 2009 | 4/2 | 194 | 1 | 0 | 2 | 0 | 0 | 2-1-1 |
| 3 Year Totals | 15/3 | 646 | 1 | 1 | 3 | 1 | 0 | 9-2-4 |

QUESADA, DAVID**Forward / Ht.: 6-1 / Wt.: 170 / Born: March 30, 1971**

| | GP/GS | MIN | G | A | Pts | Y | R | W-L-T |
|------|-------|-----|---|---|-----|---|---|-------|
| 1995 | 1/0 | 2 | 0 | 0 | 0 | 0 | 0 | 0-1-0 |

QUINN, BRIAN**Midfielder / Ht.: 5-9 / Wt.: 155 / Born: May 24, 1960**

| | GP/GS | MIN | G | A | Pts | Y | R | W-L-T |
|----------------------|--------------|-------------|----------|----------|----------|----------|----------|-----------------|
| 1991 | 11/11 | 990 | 1 | 1 | 3 | 0 | 0 | 6-1-4 |
| 1992 | 19/19 | 1651 | 0 | 0 | 0 | 4 | 1 | 4-11-4 |
| 1993 | 10/8 | 648 | 0 | 1 | 1 | 1 | 0 | 2-2-6 |
| 1994 | 8/3 | 361 | 0 | 0 | 0 | 0 | 0 | 1-3-4 |
| 4 Year Totals | 48/41 | 3650 | 1 | 2 | 4 | 5 | 1 | 13-17-18 |

RADOSAVLJEVIĆ, PREKI**Midfielder / Ht.: 5-9 / Wt.: 165 / Born: June 24, 1963**

| | GP/GS | MIN | G | A | Pts | Y | R | W-L-T |
|----------------------|-------------|-------------|----------|----------|-----------|----------|----------|----------------|
| 1996 | 4/2 | 201 | 1 | 1 | 3 | 0 | 0 | 2-1-1 |
| 1997 | 8/4 | 418 | 1 | 0 | 2 | 0 | 0 | 3-4-1 |
| 1998 | 14/1 | 425 | 2 | 2 | 6 | 1 | 0 | 6-5-3 |
| 2001 | 2/0 | 44 | 0 | 0 | 0 | 0 | 0 | 0-2-0 |
| 4 Year Totals | 28/7 | 1088 | 4 | 3 | 11 | 1 | 0 | 11-12-5 |

RALSTON, STEVE**Midfielder / Ht.: 5-9 / Wt.: 160 / Born: June 14, 1974**

| | GP/GS | MIN | G | A | Pts | Y | R | W-L-T |
|----------------------|--------------|-------------|----------|----------|-----------|----------|----------|---------------|
| 1997 | 4/3 | 181 | 0 | 0 | 0 | 0 | 0 | 0-4-0 |
| 1999 | 1/0 | 14 | 0 | 0 | 0 | 0 | 0 | 0-1-0 |
| 2000 | 2/1 | 53 | 0 | 0 | 0 | 0 | 0 | 1-0-1 |
| 2003 | 7/3 | 360 | 2 | 3 | 7 | 0 | 0 | 6-1-0 |
| 2004 | 3/3 | 211 | 0 | 0 | 0 | 1 | 0 | 0-0-3 |
| 2005 | 15/12 | 1067 | 2 | 3 | 7 | 0 | 0 | 11-2-2 |
| 2006 | 1/1 | 54 | 0 | 0 | 0 | 0 | 0 | 0-0-1 |
| 2007 | 3/1 | 130 | 0 | 0 | 0 | 0 | 0 | 3-0-0 |
| 8 Year Totals | 36/24 | 2070 | 4 | 6 | 14 | 1 | 0 | 21-8-7 |

RAMIREZ, CHRISTIAN**Forward / Ht.: 6-2 / Wt.: 190 / Born: April 4, 1991**

| | GP/GS | MIN | G | A | Pts | Y | R | W-L-T |
|------|-------|-----|---|---|-----|---|---|-------|
| 2019 | 2/0 | 18 | 1 | 0 | 2 | 0 | 0 | 2-0-0 |

RAMOS, TAB**Midfielder / Ht.: 5-7 / Wt.: 140 / Born: Sept. 21, 1966**

| | GP/GS | MIN | G | A | Pts | Y | R | W-L-T |
|-----------------------|--------------|-------------|----------|-----------|-----------|----------|----------|-----------------|
| 1988 | 2/2 | 180 | 0 | 0 | 0 | 0 | 0 | 1-1-0 |
| 1989 | 9/9 | 781 | 2 | 3 | 7 | 1 | 0 | 6-1-2 |
| 1990 | 17/17 | 1530 | 0 | 3 | 3 | 0 | 0 | 5-11-1 |
| 1992 | 6/6 | 525 | 1 | 1 | 3 | 0 | 0 | 2-3-1 |
| 1993 | 9/9 | 802 | 0 | 3 | 3 | 3 | 0 | 5-3-1 |
| 1994 | 7/6 | 514 | 0 | 1 | 1 | 1 | 0 | 2-2-3 |
| 1995 | 8/2 | 350 | 1 | 2 | 4 | 0 | 0 | 4-3-1 |
| 1996 | 12/12 | 1006 | 1 | 1 | 3 | 4 | 0 | 9-2-1 |
| 1997 | 3/3 | 270 | 1 | 0 | 2 | 0 | 0 | 1-1-1 |
| 1998 | 5/3 | 209 | 1 | 0 | 2 | 0 | 0 | 1-2-2 |
| 2000 | 3/1 | 139 | 1 | 0 | 2 | 0 | 0 | 2-0-1 |
| 11 Year Totals | 81/70 | 6306 | 8 | 14 | 30 | 9 | 0 | 38-29-14 |

RAZOV, ANTE**Forward / Ht.: 5-7 / Wt.: 175 / Born: March 2, 1974**

| | GP/GS | MIN | G | A | Pts | Y | R | W-L-T |
|----------------------|--------------|-------------|----------|----------|-----------|----------|----------|---------------|
| 1995 | 1/0 | 37 | 0 | 0 | 0 | 0 | 0 | 0-0-1 |
| 1999 | 3/1 | 139 | 0 | 1 | 1 | 0 | 1 | 2-0-1 |
| 2000 | 9/5 | 492 | 4 | 1 | 9 | 0 | 0 | 5-1-3 |
| 2001 | 6/3 | 290 | 1 | 0 | 2 | 1 | 0 | 3-2-1 |
| 2002 | 3/3 | 209 | 1 | 1 | 3 | 1 | 0 | 3-0-0 |
| 2004 | 2/1 | 86 | 0 | 0 | 0 | 0 | 0 | 0-0-2 |
| 2007 | 1/1 | 65 | 0 | 0 | 0 | 0 | 0 | 1-0-0 |
| 7 Year Totals | 25/14 | 1328 | 6 | 3 | 15 | 2 | 1 | 14-3-8 |

REAM, TIM**Defender / Ht.: 6-1 / Wt.: 165 / Born: Oct. 5, 1987**

| | GP/GS | MIN | G | A | Pts | Y | R | W-L-T |
|----------------------|--------------|-------------|----------|----------|----------|----------|----------|-----------------|
| 2010 | 1/1 | 66 | 0 | 0 | 0 | 0 | 0 | 1-0-0 |
| 2011 | 6/5 | 469 | 0 | 0 | 0 | 0 | 0 | 1-4-1 |
| 2014 | 4/0 | 105 | 0 | 0 | 0 | 0 | 0 | 1-1-2 |
| 2015 | 9/7 | 641 | 0 | 1 | 1 | 0 | 0 | 4-2-3 |
| 2016 | 1/1 | 62 | 1 | 0 | 2 | 0 | 0 | 1-0-0 |
| 2017 | 5/3 | 317 | 0 | 0 | 0 | 0 | 0 | 1-1-3 |
| 2019 | 14/14 | 1210 | 0 | 2 | 2 | 0 | 0 | 8-4-2 |
| 2020 | 1/1 | 90 | 0 | 0 | 0 | 0 | 0 | 1-0-0 |
| 8 Year Totals | 41/32 | 2960 | 1 | 3 | 5 | 0 | 0 | 18-12-11 |

ALL-TIME PLAYER REGISTER

131

USMNT
MNT HISTORY
WORLD CUP HISTORY
PROGRAMS
COMPETITIONS
U.S. HISTORY & INFO

REGIS, DAVID

Defender / Ht.: 5-11 / Wt.: 160 / Born: Dec. 2, 1968

| | GP/GS | MIN | G | A | Pts | Y | R | W-L-T |
|----------------------|--------------|-------------|----------|----------|----------|----------|----------|----------------|
| 1998 | 5/5 | 450 | 0 | 0 | 0 | 1 | 0 | 1-3-1 |
| 1999 | 2/2 | 180 | 0 | 0 | 0 | 0 | 0 | 0-2-0 |
| 2000 | 8/8 | 720 | 0 | 0 | 0 | 2 | 0 | 4-2-2 |
| 2001 | 8/8 | 707 | 0 | 0 | 0 | 1 | 0 | 5-2-1 |
| 2002 | 4/4 | 350 | 0 | 0 | 0 | 0 | 0 | 1-3-0 |
| 5 Year Totals | 27/27 | 2407 | 0 | 0 | 0 | 4 | 0 | 11-12-4 |

REYNA, CLAUDIO

Midfielder / Ht.: 5-10 / Wt.: 160 / Born: July 20, 1973

| | GP/GS | MIN | G | A | Pts | Y | R | W-L-T |
|-----------------------|---------------|-------------|----------|-----------|-----------|-----------|----------|-----------------|
| 1994 | 19/8 | 973 | 2 | 1 | 5 | 2 | 0 | 5-5-9 |
| 1995 | 9/8 | 631 | 1 | 3 | 5 | 2 | 0 | 3-4-2 |
| 1996 | 14/12 | 1113 | 1 | 3 | 5 | 1 | 0 | 9-3-2 |
| 1997 | 11/10 | 864 | 1 | 1 | 3 | 3 | 0 | 3-4-4 |
| 1998 | 9/8 | 705 | 1 | 2 | 4 | 2 | 0 | 3-6-0 |
| 1999 | 4/4 | 360 | 1 | 0 | 2 | 0 | 0 | 2-1-1 |
| 2000 | 12/11 | 1000 | 1 | 3 | 5 | 0 | 0 | 6-2-4 |
| 2001 | 6/6 | 492 | 0 | 1 | 1 | 2 | 0 | 4-0-2 |
| 2002 | 8/8 | 635 | 0 | 0 | 0 | 1 | 0 | 2-5-1 |
| 2003 | 5/4 | 249 | 0 | 1 | 1 | 1 | 0 | 4-1-0 |
| 2004 | 8/8 | 690 | 0 | 3 | 3 | 1 | 0 | 5-1-2 |
| 2005 | 3/3 | 270 | 0 | 1 | 1 | 1 | 0 | 1-2-0 |
| 2006 | 4/4 | 235 | 0 | 0 | 0 | 1 | 0 | 0-3-1 |
| 13 Year Totals | 112/94 | 8217 | 8 | 19 | 35 | 17 | 0 | 47-37-28 |

REYNA, GIOVANNI

Forward/Midfielder / Ht.: 6-1 / Wt.: 175 / Born: Nov. 13, 2002

| | GP/GS | MIN | G | A | Pts | Y | R | W-L-T |
|------|-------|-----|---|---|-----|---|---|-------|
| 2020 | 2/2 | 147 | 1 | 0 | 2 | 0 | 0 | 1-0-1 |

RICHARDS, CHRIS

Defender / Ht.: 6-2 / Wt.: 190 / Born: March 28, 2000

| | GP/GS | MIN | G | A | Pts | Y | R | W-L-T |
|------|-------|-----|---|---|-----|---|---|-------|
| 2020 | 1/1 | 10 | 0 | 0 | 0 | 0 | 0 | 0-0-1 |

ROBINSON, ANTONEE

Defender / Ht.: 6-0 / Wt.: 155 / Born: Aug. 8, 1997

| | GP/GS | MIN | G | A | Pts | Y | R | W-L-T |
|---------------------|------------|------------|----------|----------|----------|----------|----------|--------------|
| 2018 | 6/4 | 372 | 0 | 2 | 2 | 1 | 0 | 2-2-2 |
| 2019 | 1/1 | 80 | 0 | 0 | 0 | 0 | 0 | 0-1-0 |
| 2020 | 1/1 | 90 | 0 | 0 | 0 | 0 | 0 | 0-0-1 |
| 3 Year Total | 8/6 | 542 | 0 | 2 | 2 | 1 | 0 | 2-3-3 |

ROBINSON, EDDIE

Defender / Ht.: 6-1 / Wt.: 195 / Born: June 19, 1978

| | GP/GS | MIN | G | A | Pts | Y | R | W-L-T |
|------|-------|-----|---|---|-----|---|---|-------|
| 2008 | 1/1 | 45 | 1 | 0 | 2 | 0 | 0 | 1-0-0 |

ROBINSON, MILES

Defender / Ht.: 6-2 / Wt.: 185 / Born: March 14, 1997

| | GP/GS | MIN | G | A | Pts | Y | R | W-L-T |
|------|-------|-----|---|---|-----|---|---|-------|
| 2019 | 2/0 | 57 | 0 | 0 | 0 | 0 | 0 | 0-1-1 |

ROGERS, ROBBIE

Midfielder / Ht.: 5-10 / Wt.: 165 / Born: May 12, 1987

| | GP/GS | MIN | G | A | Pts | Y | R | W-L-T |
|----------------------|--------------|-------------|----------|----------|----------|----------|----------|--------------|
| 2009 | 9/7 | 656 | 1 | 3 | 5 | 0 | 0 | 5-3-1 |
| 2010 | 4/3 | 250 | 0 | 0 | 0 | 0 | 0 | 2-2-0 |
| 2011 | 5/3 | 175 | 1 | 0 | 2 | 0 | 0 | 1-3-1 |
| 3 Year Totals | 18/13 | 1081 | 2 | 3 | 7 | 0 | 0 | 8-8-2 |

ROLDAN, CRISTIAN

Midfielder / Ht.: 5-8 / Wt.: 165 / Born: June 3, 1995

| | GP/GS | MIN | G | A | Pts | Y | R | W-L-T |
|----------------------|--------------|-------------|----------|----------|----------|----------|----------|---------------|
| 2017 | 1/1 | 90 | 0 | 0 | 0 | 0 | 0 | 1-0-0 |
| 2018 | 4/1 | 82 | 0 | 0 | 0 | 0 | 0 | 2-1-1 |
| 2019 | 14/10 | 951 | 0 | 0 | 0 | 0 | 0 | 8-4-2 |
| 3 Year Totals | 19/12 | 1123 | 0 | 0 | 0 | 0 | 0 | 11-5-3 |

ROLFE, CHRIS

Forward / Ht.: 5-8 / Wt.: 145 / Born: Jan. 17, 1983

| | GP/GS | MIN | G | A | Pts | Y | R | W-L-T |
|----------------------|-------------|------------|----------|----------|----------|----------|----------|--------------|
| 2005 | 1/0 | 33 | 0 | 0 | 0 | 0 | 0 | 0-0-1 |
| 2006 | 3/1 | 101 | 0 | 1 | 1 | 1 | 0 | 2-0-1 |
| 2007 | 2/2 | 136 | 0 | 0 | 0 | 0 | 0 | 2-0-0 |
| 2008 | 3/0 | 56 | 0 | 0 | 0 | 0 | 0 | 2-1-0 |
| 2009 | 1/0 | 30 | 0 | 0 | 0 | 0 | 0 | 1-0-0 |
| 5 Year Totals | 10/3 | 356 | 0 | 1 | 1 | 1 | 0 | 7-1-2 |

ROWE, Kelyn

Midfielder / Ht.: 5-8 / Wt.: 160 / Born: Dec. 2, 1991

| | GP/GS | MIN | G | A | Pts | Y | R | W-L-T |
|----------------------|------------|------------|----------|----------|----------|----------|----------|--------------|
| 2017 | 3/3 | 193 | 1 | 1 | 3 | 0 | 0 | 2-0-1 |
| 2018 | 1/0 | 45 | 0 | 0 | 0 | 0 | 0 | 0-0-1 |
| 2 Year Totals | 4/3 | 238 | 1 | 1 | 3 | 0 | 0 | 2-0-2 |

RUBIN, RUBIO

Midfielder / Ht.: 5-10 / Wt.: 160 / Born: March 1, 1996

| | GP/GS | MIN | G | A | Pts | Y | R | W-L-T |
|----------------------|------------|------------|----------|----------|----------|----------|----------|--------------|
| 2014 | 2/1 | 80 | 0 | 0 | 0 | 0 | 0 | 0-2-0 |
| 2015 | 1/0 | 24 | 0 | 0 | 0 | 0 | 0 | 0-1-0 |
| 2 Year Totals | 3/1 | 104 | 0 | 0 | 0 | 0 | 0 | 0-3-0 |

SAIEF, KENNY

Midfielder / Ht.: 5-9 / Wt.: 160 / Born: Dec. 17, 1993

| | GP/GS | MIN | G | A | Pts | Y | R | W-L-T |
|----------------------|------------|------------|----------|----------|----------|----------|----------|--------------|
| 2017 | 1/0 | 19 | 0 | 0 | 0 | 0 | 0 | 1-0-0 |
| 2018 | 3/2 | 139 | 0 | 0 | 0 | 0 | 0 | 1-2-0 |
| 2 Year Totals | 4/2 | 158 | 0 | 0 | 0 | 0 | 0 | 2-2-0 |

SALCEDO, JORGE

Midfielder / Ht.: 6-1 / Wt.: 175 / Born: Sept. 27, 1972

| | GP/GS | MIN | G | A | Pts | Y | R | W-L-T |
|----------------------|------------|-----------|----------|----------|----------|----------|----------|--------------|
| 1994 | 2/0 | 90 | 0 | 0 | 0 | 0 | 0 | 1-1-0 |
| 1995 | 1/0 | 1 | 0 | 0 | 0 | 0 | 0 | 0-1-0 |
| 2 Year Totals | 3/0 | 91 | 0 | 0 | 0 | 0 | 0 | 1-2-0 |

SANNEH, TONY

Defender / Ht.: 6-2 / Wt.: 190 / Born: June 1, 1971

| | GP/GS | MIN | G | A | Pts | Y | R | W-L-T |
|----------------------|--------------|-------------|----------|----------|-----------|----------|----------|-----------------|
| 1997 | 3/2 | 225 | 0 | 2 | 2 | 2 | 0 | 0-2-1 |
| 1999 | 2/2 | 180 | 1 | 0 | 2 | 1 | 0 | 2-0-0 |
| 2000 | 10/9 | 753 | 0 | 0 | 0 | 1 | 0 | 4-2-4 |
| 2001 | 11/10 | 890 | 0 | 1 | 1 | 2 | 0 | 5-4-2 |
| 2002 | 11/9 | 816 | 1 | 1 | 3 | 1 | 0 | 4-6-1 |
| 2004 | 4/3 | 242 | 1 | 0 | 2 | 0 | 0 | 2-0-2 |
| 2005 | 2/2 | 180 | 0 | 0 | 0 | 1 | 0 | 1-0-1 |
| 7 Year Totals | 43/37 | 3286 | 3 | 4 | 10 | 8 | 0 | 18-14-11 |

SANTEL, MARK

Defender / Ht.: 5-10 / Wt.: 165 / Born: June 5, 1968

| | GP/GS | MIN | G | A | Pts | Y | R | W-L-T |
|----------------------|------------|------------|----------|----------|----------|----------|----------|--------------|
| 1988 | 1/1 | 90 | 0 | 0 | 0 | 0 | 0 | 0-1-0 |
| 1991 | 2/0 | 49 | 0 | 0 | 0 | 0 | 0 | 0-2-0 |
| 1993 | 4/1 | 134 | 1 | 0 | 2 | 0 | 0 | 3-1-0 |
| 1997 | 1/1 | 90 | 0 | 0 | 0 | 1 | 0 | 0-1-0 |
| 4 Year Totals | 8/3 | 363 | 1 | 0 | 2 | 1 | 0 | 3-5-0 |

SAPONG, C.J.

Forward / Ht.: 6-1 / Wt.: 185 / Born: Dec. 27, 1988

| | GP/GS | MIN | G | A | Pts | Y | R | W-L-T |
|----------------------|------------|------------|----------|----------|----------|----------|----------|--------------|
| 2012 | 2/0 | 32 | 0 | 0 | 0 | 0 | 0 | 2-0-0 |
| 2017 | 1/1 | 77 | 0 | 1 | 1 | 0 | 0 | 0-0-1 |
| 2018 | 1/1 | 45 | 0 | 0 | 0 | 0 | 0 | 0-0-1 |
| 3 Year Totals | 4/2 | 154 | 0 | 1 | 1 | 0 | 0 | 2-0-2 |

SARGENT, JOSH

Forward / Ht.: 6-1 / Wt.: 175 / Born: Feb. 20, 2000

| | GP/GS | MIN | G | A | Pts | Y | R | W-L-T |
|----------------------|-------------|------------|----------|----------|-----------|----------|----------|--------------|
| 2018 | 6/3 | 266 | 2 | 0 | 4 | 0 | 0 | 1-3-2 |
| 2019 | 6/5 | 458 | 3 | 0 | 6 | 1 | 0 | 2-3-1 |
| 2 Year Totals | 12/8 | 724 | 5 | 0 | 10 | 1 | 0 | 3-6-3 |

SAVAGE, BRUCE

Defender / Ht.: 5-9 / Wt.: 150 / Born: Dec. 21, 1960

| | GP/GS | MIN | G | A | Pts | Y | R | W-L-T |
|----------------------|--------------|-------------|----------|----------|----------|----------|----------|--------------|
| 1983 | 1/1 | 90 | 0 | 0 | 0 | 0 | 0 | 1-0-0 |
| 1984 | 1/1 | 90 | 0 | 0 | 0 | 0 | 0 | 0-0-1 |
| 1991 | 6/3 | 415 | 0 | 0 | 0 | 0 | 0 | 2-2-2 |
| 1992 | 8/6 | 574 | 0 | 0 | 0 | 0 | 0 | 2-6-0 |
| 4 Year Totals | 16/11 | 1169 | 0 | 0 | 0 | 0 | 0 | 5-8-3 |

SERVANIA, BRANDON

Midfielder / Ht.: 5-01 / Wt.: 160 / Born: March 12, 1999

| | GP/GS | MIN | G | A | Pts | Y | R | W-L-T |
|------|-------|-----|---|---|-----|---|---|-------|
| 2020 | 1/1 | 24 | 0 | 0 | 0 | 0 | 0 | 1-0-0 |

SHEA, BREK

Forward / Ht.: 6-3 / Wt.: 180 / Born: Feb. 28, 1990

| | GP/GS | MIN | G | A | Pts | Y | R | W-L-T |
|----------------------|--------------|-------------|----------|----------|----------|----------|----------|----------------|
| 2010 | 1/1 | 45 | 0 | 0 | 0 | 0 | 0 | 0-0-1 |
| 2011 | 8/6 | 505 | 0 | 1 | 1 | 2 | 0 | 2-4-2 |
| 2012 | 6/3 | 308 | 0 | 0 | 0 | 0 | 0 | 5-1-0 |
| 2013 | 10/2 | 285 | 2 | 0 | 4 | 1 | 0 | 7-1-2 |
| 2014 | 2/0 | 56 | 0 | 0 | 0 | 0 | 0 | 1-1-0 |
| 2015 | 7/5 | 487 | 2 | 0 | 4 | 1 | 0 | 3-3-1 |
| 6 Year Totals | 34/17 | 1686 | 4 | 1 | 9 | 4 | 0 | 18-10-6 |

SIMEK, FRANK

Defender / Ht.: 5-11 / Wt.: 163 / Born: Oct. 13, 1984

| | GP/GS | MIN | G | A | Pts | Y | R | W-L-T |
|------|-------|-----|---|---|-----|---|---|-------|
| 2007 | 5/2 | 226 | 0 | 0 | 0 | 1 | 0 | 4-0-1 |

SIMMS, CLYDE

Midfielder / Ht.: 5-10 / Wt.: 165 / Born: Aug. 21, 1982

| | GP/GS | MIN | G | A | Pts | Y | R | W-L-T |
|------|-------|-----|---|---|-----|---|---|-------|
| 2005 | 1/0 | 1 | 0 | 0 | 0 | 0 | 0 | 0-1-0 |

SLIVINSKI, MIKE

Midfielder / Ht.: 5-7 / Wt.: 165 / Born: Oct. 31, 1974

| | GP/GS | MIN | G | A | Pts | Y | R | W-L-T |
|------|-------|-----|---|---|-----|---|---|-------|
| 1991 | 1/1 | 45 | 0 | 0 | 0 | 0 | 0 | 1-0-0 |

SMITH, KEVIN

Midfielder / Ht.: 5-5 / Wt.: 155 / Born: Dec. 5, 1962

| | GP/GS | MIN | G | A | Pts | Y | R | W-L-T |
|------|-------|-----|---|---|-----|---|---|-------|
| 1993 | 1/0 | 45 | 0 | 0 | 0 | 0 | 0 | 1-0-0 |

SNYDER, TROY

Defender / Ht.: 5-11 / Wt.: 150 / Born: Nov. 24, 1965

| | GP/GS | MIN | G | A | Pts | Y | R | W-L-T |
|----------------------|------------|-----------|----------|----------|----------|----------|----------|--------------|
| 1985 | 1/0 | 20 | 0 | 0 | 0 | 0 | 0 | 0-1-0 |
| 1991 | 4/0 | 61 | 0 | 0 | 0 | 0 | 0 | 2-1-1 |
| 2 Year Totals | 5/0 | 81 | 0 | 0 | 0 | 0 | 0 | 2-2-1 |

SORBER, MIKE

Midfielder / Ht.: 5-10 / Wt.: 165 / Born: May 14, 1971

| | GP/GS | MIN | G | A | Pts | Y | R | W-L-T |
|----------------------|--------------|-------------|----------|----------|----------|----------|----------|-----------------|
| 1992 | 12/7 | 743 | 1 | 0 | 2 | 0 | 0 | 3-7-2 |
| 1993 | 15/11 | 1056 | 0 | 1 | 1 | 0 | 0 | 4-5-6 |
| 1994 | 18/14 | 1270 | 1 | 1 | 3 | 2 | 0 | 6-6-6 |
| 1995 | 9/7 | 535 | 0 | 0 | 0 | 0 | 0 | 5-3-1 |
| 1996 | 3/1 | 103 | 0 | 0 | 0 | 1 | 0 | 2-0-1 |
| 1997 | 9/6 | 532 | 0 | 0 | 0 | 0 | 0 | 4-0-5 |
| 1998 | 1/1 | 45 | 0 | 0 | 0 | 0 | 0 | 0-0-1 |
| 7 Year Totals | 67/47 | 4284 | 2 | 2 | 6 | 3 | 0 | 24-21-22 |

SOTO, SEBASTIAN

Forward / Ht.: 6-0 / Wt.: 165 / Born: July 28, 2000

| | GP/GS | MIN | G | A | Pts | Y | R | W-L-T |
|------|-------|-----|---|---|-----|---|---|-------|
| 2020 | 2/0 | 45 | 2 | 0 | 4 | 0 | 0 | 2-0-0 |

SPECTOR, JONATHAN

Defender / Ht.: 6-0 / Wt.: 180 / Born: March 1, 1986

| | GP/GS | MIN | G | A | Pts | Y | R | W-L-T |
|----------------------|--------------|-------------|----------|----------|----------|----------|----------|----------------|
| 2004 | 1/0 | 14 | 0 | 0 | 0 | 0 | 0 | 0-0-1 |
| 2005 | 2/2 | 180 | 0 | 0 | 0 | 0 | 0 | 1-0-1 |
| 2007 | 8/5 | 470 | 0 | 0 | 0 | 0 | 0 | 6-1-1 |
| 2008 | 1/0 | 19 | 0 | 0 | 0 | 0 | 0 | 1-0-0 |
| 2009 | 11/11 | 969 | 0 | 2 | 2 | 1 | 0 | 6-5-0 |
| 2010 | 5/4 | 315 | 0 | 0 | 0 | 0 | 0 | 1-2-2 |
| 2011 | 5/2 | 216 | 0 | 0 | 0 | 0 | 0 | 1-3-1 |
| 2012 | 1/0 | 14 | 0 | 0 | 0 | 0 | 0 | 1-0-0 |
| 2015 | 2/0 | 46 | 0 | 0 | 0 | 0 | 0 | 0-2-0 |
| 9 Year Totals | 36/24 | 2243 | 0 | 2 | 2 | 1 | 0 | 17-13-6 |

STANKO, CALEB

Midfielder / Ht.: 5-11 / Wt.: 175 / Born: July 23, 1993

| | GP/GS | MIN | G | A | Pts | Y | R | W-L-T |
|------|-------|-----|---|---|-----|---|---|-------|
| 2016 | 1/0 | 19 | 0 | 0 | 0 | 0 | 0 | 1-0-0 |

STEWART, EARNIE

Forward/Midfielder / Ht.: 5-9 / Wt.: 145 / Born: March 28, 1969

| | GP/GS | MIN | G | A | Pts | Y | R | W-L-T |
|-----------------------|---------------|-------------|-----------|-----------|-----------|-----------|----------|-----------------|
| 1990 | 1/1 | 90 | 0 | 0 | 0 | 0 | 0 | 0-1-0 |
| 1992 | 7/2 | 299 | 0 | 0 | 0 | 1 | 0 | 2-4-1 |
| 1993 | 6/3 | 373 | 2 | 1 | 5 | 0 | 0 | 2-3-1 |
| 1994 | 7/5 | 495 | 1 | 0 | 2 | 0 | 0 | 1-3-3 |
| 1995 | 9/9 | 763 | 1 | 2 | 4 | 4 | 0 | 3-4-2 |
| 1996 | 5/5 | 450 | 0 | 1 | 1 | 2 | 0 | 4-1-0 |
| 1997 | 7/6 | 569 | 1 | 0 | 2 | 4 | 0 | 3-0-4 |
| 1998 | 9/8 | 641 | 1 | 0 | 2 | 0 | 0 | 3-5-1 |
| 1999 | 5/4 | 374 | 0 | 1 | 1 | 0 | 0 | 3-2-0 |
| 2000 | 8/7 | 605 | 4 | 4 | 12 | 4 | 0 | 5-1-2 |
| 2001 | 10/10 | 900 | 5 | 0 | 10 | 1 | 0 | 5-3-2 |
| 2002 | 10/9 | 542 | 0 | 0 | 0 | 0 | 0 | 4-6-0 |
| 2003 | 13/7 | 790 | 2 | 0 | 4 | 1 | 0 | 8-3-2 |
| 2004 | 4/1 | 124 | 0 | 1 | 1 | 0 | 0 | 3-0-1 |
| 14 Year Totals | 101/77 | 6915 | 17 | 10 | 44 | 17 | 0 | 46-36-19 |

STOLLMEYER, JOHN

Defender / Ht.: 5-9 / Wt.: 170 / Born: Oct. 25, 1962

| | GP/GS | MIN | G | A | Pts | Y | R | W-L-T |
|----------------------|--------------|-------------|----------|----------|----------|----------|----------|----------------|
| 1986 | 2/2 | 160 | 0 | 0 | 0 | 0 | 0 | 0-0-2 |
| 1988 | 2/2 | 180 | 0 | 0 | 0 | 0 | 0 | 0-1-1 |
| 1989 | 12/10 | 900 | 0 | 0 | 0 | 0 | 0 | 6-3-3 |
| 1990 | 15/12 | 1000 | 0 | 1 | 1 | 0 | 0 | 6-8-1 |
| 4 Year Totals | 31/26 | 2240 | 0 | 1 | 1 | 0 | 0 | 12-12-7 |

STROUSE, ANDY

Forward / Ht.: 5-11 / Wt.: 180 / Born: June 22, 1970

| | GP/GS | MIN | G | A | Pts | Y | R | W-L-T |
|------|-------|-----|---|---|-----|---|---|-------|
| 1992 | 3/2 | 188 | 0 | 0 | 0 | 0 | 0 | 1-1-1 |

SWEAT, BEN

Defender / Ht.: 6-2 / Wt.: 175 / Born: Sept. 4, 1991

| | GP/GS | MIN | G | A | Pts | Y | R | W-L-T |
|------|-------|-----|---|---|-----|---|---|-------|
| 2018 | 2/1 | 105 | 0 | 0 | 0 | 0 | 0 | 0-1-1 |

SUAREZ, RYAN

Defender / Ht.: 6-2 / Wt.: 185 / Born: July 28, 1977

| | GP/GS | MIN | G | A | Pts | Y | R | W-L-T |
|------|-------|-----|---|---|-----|---|---|-------|
| 2003 | 1/1 | 77 | 0 | 0 | 0 | 1 | 0 | 1-0-0 |

SULLIVAN, CHRIS

Forward / Ht.: 6-0 / Wt.: 165 / Born: April 18, 1965

| | GP/GS | MIN | G | A | Pts | Y | R | W-L-T |
|----------------------|-------------|------------|----------|----------|----------|----------|----------|---------------|
| 1987 | 3/1 | --- | 0 | 0 | 0 | 0 | 0 | 1-2-0 |
| 1988 | 6/2 | --- | 0 | 0 | 0 | 0 | 0 | 2-3-1 |
| 1990 | 8/3 | 80 | 2 | 0 | 4 | 0 | 0 | 4-4-0 |
| 1992 | 2/1 | 84 | 0 | 0 | 0 | 1 | 0 | 0-2-0 |
| 4 Year Totals | 19/7 | 164 | 2 | 0 | 4 | 1 | 0 | 7-11-1 |

SZETELA, DANNY

Midfielder / Ht.: 5-11 / Wt.: 172 / Born: June 7, 1987

| | GP/GS | MIN | G | A | Pts | Y | R | W-L-T |
|----------------------|------------|-----------|----------|----------|----------|----------|----------|--------------|
| 2007 | 1/0 | 7 | 0 | 0 | 0 | 0 | 0 | 1-0-0 |
| 2008 | 2/1 | 72 | 0 | 0 | 0 | 0 | 0 | 1-1-0 |
| 2 Year Totals | 3/1 | 79 | 0 | 0 | 0 | 0 | 0 | 2-1-0 |

WEAHL, TIM

| Forward/Midfielder / Ht.: 6-1 / Wt.: 145 / Born: Feb. 22, 2000 | | | | | | | | |
|---|-------------|------------|----------|----------|----------|----------|----------|--------------|
| | GP/GS | MIN | G | A | Pts | Y | R | W-L-T |
| 2018 | 8/6 | 512 | 1 | 1 | 3 | 2 | 0 | 3-4-1 |
| 2020 | 2/0 | 39 | 0 | 0 | 0 | 0 | 0 | 1-0-1 |
| 2 Year Totals | 10/6 | 551 | 1 | 1 | 3 | 2 | 0 | 4-4-2 |

WEGERLE, ROY

| Forward / Ht.: 5-11 / Wt.: 170 / Born: March 19, 1964 | | | | | | | | |
|--|--------------|-------------|----------|----------|-----------|----------|----------|----------------|
| | GP/GS | MIN | G | A | Pts | Y | R | W-L-T |
| 1992 | 4/3 | 315 | 1 | 1 | 3 | 0 | 0 | 2-1-1 |
| 1993 | 10/9 | 843 | 0 | 4 | 4 | 0 | 0 | 6-4-1 |
| 1994 | 7/0 | 173 | 1 | 0 | 2 | 0 | 0 | 2-2-3 |
| 1995 | 5/5 | 258 | 1 | 1 | 3 | 0 | 0 | 3-2-0 |
| 1997 | 3/3 | 242 | 2 | 1 | 5 | 1 | 0 | 2-0-1 |
| 1998 | 12/9 | 558 | 2 | 0 | 4 | 1 | 0 | 6-4-2 |
| 6 Year Totals | 41/29 | 2389 | 7 | 7 | 21 | 2 | 0 | 20-13-8 |

WEST, BRIAN

| Forward / Ht.: 5-9 / Wt.: 155 / Born: June 10, 1978 | | | | | | | | |
|--|------------|------------|----------|----------|----------|----------|----------|--------------|
| | GP/GS | MIN | G | A | Pts | Y | R | W-L-T |
| 2000 | 1/0 | 2 | 0 | 0 | 0 | 0 | 0 | 0-1-0 |
| 2001 | 1/0 | 18 | 0 | 0 | 0 | 0 | 0 | 0-1-0 |
| 2002 | 5/0 | 90 | 0 | 1 | 1 | 0 | 0 | 4-0-1 |
| 3 Year Totals | 7/0 | 110 | 0 | 1 | 1 | 0 | 0 | 4-2-1 |

WHITE, JEREMIAH

| Midfielder / Ht.: 5-8 / Wt.: 155 / Born: April 3, 1982 | | | | | | | | |
|---|-------|-----|---|---|-----|---|---|-------|
| | GP/GS | MIN | G | A | Pts | Y | R | W-L-T |
| 2008 | 1/0 | 10 | 0 | 0 | 0 | 0 | 0 | 1-0-0 |

WILLIAMS, DANNY

| Midfielder / Ht.: 5-10 / Wt.: 175 / Born: March 8, 1989 | | | | | | | | |
|--|--------------|-------------|----------|----------|----------|----------|----------|---------------|
| | GP/GS | MIN | G | A | Pts | Y | R | W-L-T |
| 2011 | 4/3 | 207 | 0 | 0 | 0 | 0 | 0 | 2-2-0 |
| 2012 | 7/6 | 489 | 0 | 0 | 0 | 0 | 0 | 5-1-1 |
| 2013 | 1/1 | 57 | 0 | 0 | 0 | 0 | 0 | 0-1-0 |
| 2014 | 1/0 | 11 | 0 | 0 | 0 | 0 | 0 | 0-1-0 |
| 2015 | 6/3 | 327 | 2 | 0 | 4 | 3 | 0 | 3-2-1 |
| 2016 | 3/2 | 139 | 0 | 0 | 0 | 0 | 0 | 2-0-1 |
| 2017 | 1/1 | 90 | 0 | 0 | 0 | 0 | 0 | 0-0-1 |
| 7 Year Totals | 23/17 | 1202 | 2 | 0 | 4 | 3 | 0 | 12-7-4 |

WILLIAMS, RICHIE

| Midfielder / Ht.: 5-5 / Wt.: 145 / Born: June 3, 1970 | | | | | | | | |
|--|--------------|-------------|----------|----------|----------|----------|----------|---------------|
| | GP/GS | MIN | G | A | Pts | Y | R | W-L-T |
| 1998 | 1/1 | 45 | 0 | 0 | 0 | 0 | 0 | 0-0-1 |
| 1999 | 7/6 | 564 | 0 | 0 | 0 | 2 | 0 | 5-1-1 |
| 2000 | 5/2 | 257 | 0 | 0 | 0 | 0 | 0 | 4-0-1 |
| 2001 | 4/2 | 134 | 0 | 0 | 0 | 0 | 0 | 0-3-1 |
| 2002 | 3/0 | 78 | 0 | 0 | 0 | 0 | 0 | 3-0-0 |
| 5 Year Totals | 20/11 | 1078 | 0 | 0 | 0 | 2 | 0 | 12-4-4 |

WINDISCHMANN, MIKE

| Defender / Ht.: 5-9 / Wt.: 172 / Born: Dec. 6, 1965 | | | | | | | | |
|--|--------------|-------------|----------|----------|----------|----------|----------|-----------------|
| | GP/GS | MIN | G | A | Pts | Y | R | W-L-T |
| 1984 | 2/2 | 160 | 0 | 0 | 0 | 0 | 0 | 0-0-2 |
| 1985 | 5/5 | 450 | 0 | 0 | 0 | 0 | 0 | 1-2-2 |
| 1986 | 2/1 | 110 | 0 | 0 | 0 | 0 | 0 | 0-0-2 |
| 1987 | 3/3 | 270 | 0 | 0 | 0 | 0 | 0 | 1-2-0 |
| 1988 | 5/5 | 410 | 0 | 0 | 0 | 0 | 0 | 1-2-2 |
| 1989 | 12/12 | 1080 | 0 | 0 | 0 | 0 | 0 | 6-3-3 |
| 1990 | 21/18 | 1750 | 0 | 0 | 0 | 1 | 0 | 8-10-3 |
| 7 Year Totals | 50/46 | 4230 | 0 | 0 | 0 | 1 | 0 | 17-19-14 |

WINGERT, CHRIS

| Defender / Ht.: 5-10 / Wt.: 155 / Born: June 16, 1982 | | | | | | | | |
|--|-------|-----|---|---|-----|---|---|-------|
| | GP/GS | MIN | G | A | Pts | Y | R | W-L-T |
| 2009 | 1/0 | 12 | 0 | 0 | 0 | 0 | 0 | 1-0-0 |

WOLFF, JOSH

| Forward / Ht.: 5-8 / Wt.: 160 / Born: Feb. 25, 1977 | | | | | | | | |
|--|--------------|-------------|----------|----------|-----------|----------|----------|-----------------|
| | GP/GS | MIN | G | A | Pts | Y | R | W-L-T |
| 1999 | 1/0 | 44 | 0 | 0 | 0 | 0 | 0 | 0-0-1 |
| 2000 | 2/1 | 110 | 1 | 0 | 2 | 0 | 0 | 1-0-1 |
| 2001 | 7/4 | 398 | 2 | 1 | 5 | 1 | 0 | 3-3-1 |
| 2002 | 10/6 | 497 | 3 | 2 | 8 | 2 | 0 | 5-3-2 |
| 2004 | 8/6 | 442 | 1 | 2 | 4 | 0 | 0 | 5-1-2 |
| 2005 | 10/7 | 542 | 2 | 0 | 4 | 0 | 0 | 6-1-3 |
| 2006 | 10/8 | 451 | 0 | 0 | 0 | 0 | 0 | 5-3-2 |
| 2007 | 1/1 | 69 | 0 | 0 | 0 | 0 | 0 | 0-1-0 |
| 2008 | 3/1 | 116 | 0 | 0 | 0 | 1 | 0 | 1-2-0 |
| 9 Year Totals | 52/34 | 2669 | 9 | 5 | 23 | 4 | 0 | 26-14-12 |

WOLYNIEC, JOHN

| Forward / Ht.: 6-1 / Wt.: 172 / Born: Jan. 24, 1977 | | | | | | | | |
|--|-------|-----|---|---|-----|---|---|-------|
| | GP/GS | MIN | G | A | Pts | Y | R | W-L-T |
| 2004 | 2/1 | 85 | 0 | 0 | 0 | 0 | 0 | 0-0-2 |

WONDOLOWSKI, CHRIS

| Forward / Ht.: 6-0 / Wt.: 165 / Born: Jan. 28, 1983 | | | | | | | | |
|--|--------------|-------------|-----------|----------|-----------|----------|----------|---------------|
| | GP/GS | MIN | G | A | Pts | Y | R | W-L-T |
| 2011 | 5/2 | 206 | 0 | 0 | 0 | 0 | 0 | 2-2-1 |
| 2012 | 3/1 | 94 | 0 | 0 | 0 | 0 | 0 | 2-0-1 |
| 2013 | 9/4 | 365 | 6 | 1 | 13 | 0 | 0 | 6-1-2 |
| 2014 | 8/4 | 300 | 3 | 1 | 7 | 0 | 0 | 3-2-3 |
| 2015 | 6/2 | 220 | 1 | 0 | 2 | 1 | 0 | 3-1-2 |
| 2016 | 4/2 | 122 | 1 | 1 | 3 | 1 | 0 | 3-1-0 |
| 6 Year Totals | 35/15 | 1307 | 11 | 3 | 25 | 2 | 0 | 19-7-9 |

WOOD, BOBBY

| Forward / Ht.: / Wt.: / Born: | | | | | | | | |
|--------------------------------------|--------------|-------------|-----------|----------|-----------|----------|----------|----------------|
| | GP/GS | MIN | G | A | Pts | Y | R | W-L-T |
| 2013 | 1/0 | 4 | 0 | 0 | 0 | 0 | 0 | 1-0-0 |
| 2014 | 4/0 | 165 | 0 | 0 | 0 | 0 | 0 | 0-2-2 |
| 2015 | 9/3 | 353 | 4 | 1 | 9 | 2 | 0 | 4-4-1 |
| 2016 | 15/14 | 1144 | 4 | 2 | 10 | 2 | 0 | 10-5-0 |
| 2017 | 7/6 | 463 | 2 | 0 | 4 | 0 | 0 | 2-2-3 |
| 2018 | 9/6 | 520 | 3 | 0 | 6 | 1 | 0 | 2-5-2 |
| 6 Year Totals | 38/23 | 2186 | 11 | 3 | 25 | 5 | 0 | 17-16-5 |

WOODRING, PETER

| Midfielder / Ht.: 5-11 / Wt.: 170 / Born: Feb. 5, 1968 | | | | | | | | |
|---|-------|-----|---|---|-----|---|---|-------|
| | GP/GS | MIN | G | A | Pts | Y | R | W-L-T |
| 1993 | 3/2 | 161 | 0 | 0 | 0 | 0 | 0 | 0-3-0 |

WOOTEN, ANDREW

| Forward / Ht.: 6-1 / Wt.: 187 / Born: Sept. 30, 1989 | | | | | | | | |
|---|-------|-----|---|---|-----|---|---|-------|
| | GP/GS | MIN | G | A | Pts | Y | R | W-L-T |
| 2015 | 1/0 | 19 | 0 | 0 | 0 | 0 | 0 | 0-1-0 |

WYNALDA, ERIC

| Forward / Ht.: 6-1 / Wt.: 172 / Born: June 9, 1969 | | | | | | | | |
|---|---------------|-------------|-----------|-----------|-----------|-----------|----------|-----------------|
| | GP/GS | MIN | G | A | Pts | Y | R | W-L-T |
| 1990 | 18/12 | 1040 | 5 | 1 | 11 | 0 | 1 | 7-9-2 |
| 1991 | 15/15 | 886 | 2 | 3 | 7 | 2 | 0 | 7-4-4 |
| 1992 | 7/7 | 559 | 5 | 1 | 11 | 0 | 0 | 3-3-1 |
| 1993 | 9/9 | 736 | 2 | 0 | 4 | 0 | 0 | 5-3-1 |
| 1994 | 8/3 | 435 | 1 | 1 | 3 | 0 | 0 | 2-3-3 |
| 1995 | 8/8 | 568 | 3 | 1 | 7 | 3 | 0 | 3-3-2 |
| 1996 | 13/13 | 1061 | 9 | 2 | 20 | 4 | 0 | 9-3-1 |
| 1997 | 11/11 | 990 | 4 | 2 | 10 | 1 | 0 | 3-2-6 |
| 1998 | 12/7 | 724 | 1 | 3 | 5 | 0 | 0 | 4-7-1 |
| 1999 | 1/1 | 59 | 1 | 0 | 2 | 0 | 0 | 0-1-0 |
| 2000 | 4/4 | 317 | 1 | 2 | 4 | 1 | 0 | 3-0-1 |
| 11 Year Totals | 106/90 | 7375 | 34 | 16 | 84 | 11 | 1 | 46-38-22 |

WYNNE, MARVELL

| Defender / Ht.: 5-9 / Wt.: 171 / Born: May 8, 1986 | | | | | | | | |
|---|------------|------------|----------|----------|----------|----------|----------|--------------|
| | GP/GS | MIN | G | A | Pts | Y | R | W-L-T |
| 2007 | 1/1 | 90 | 0 | 0 | 0 | 0 | 0 | 0-1-0 |
| 2009 | 2/2 | 180 | 0 | 0 | 0 | 0 | 0 | 1-1-0 |
| 2010 | 1/1 | 90 | 0 | 0 | 0 | 0 | 0 | 0-1-0 |
| 2011 | 1/0 | 45 | 0 | 0 | 0 | 0 | 0 | 0-0-1 |
| 4 Year Totals | 5/4 | 405 | 0 | 0 | 0 | 0 | 0 | 1-3-1 |

ALL-TIME PLAYER REGISTER

135

USMNT

MNT HISTORY

WORLD CUP HISTORY

PROGRAMS

COMPETITIONS

U.S. HISTORY & INFO

YEDLIN, DeANDRE

Defender / Ht.: 5-8 / Wt.: 150 / Born: July 9, 1993

| | GP/GS | MIN | G | A | Pts | Y | R | W-L-T |
|----------------------|--------------|-------------|----------|----------|----------|-----------|----------|-----------------|
| 2014 | 10/2 | 409 | 0 | 1 | 1 | 1 | 0 | 3-3-4 |
| 2015 | 19/10 | 1185 | 0 | 5 | 5 | 5 | 0 | 9-6-4 |
| 2016 | 14/11 | 1054 | 0 | 0 | 0 | 3 | 1 | 8-5-1 |
| 2017 | 6/6 | 539 | 0 | 1 | 1 | 1 | 0 | 2-1-3 |
| 2018 | 8/5 | 455 | 0 | 0 | 0 | 2 | 0 | 2-4-2 |
| 2019 | 5/3 | 250 | 0 | 0 | 0 | 0 | 0 | 3-1-1 |
| 6 Year Totals | 62/37 | 3892 | 0 | 7 | 7 | 12 | 1 | 27-20-15 |

YUEILL, JACKSON

Midfielder / Ht.: 5-10 / Wt.: 160 / Born: March 19, 1997

| | GP/GS | MIN | G | A | Pts | Y | R | W-L-T |
|----------------------|------------|------------|----------|----------|----------|----------|----------|--------------|
| 2019 | 6/5 | 420 | 0 | 0 | 0 | 0 | 0 | 3-2-1 |
| 2020 | 2/2 | 180 | 0 | 1 | 1 | 0 | 0 | 2-0-0 |
| 2 Year Totals | 8/7 | 600 | 0 | 1 | 1 | 0 | 0 | 5-2-1 |

ZARDES, GYASI

Forward / Ht.: 6-2 / Wt.: 165 / Born: Sept. 2, 1991

| | GP/GS | MIN | G | A | Pts | Y | R | W-L-T |
|----------------------|--------------|-------------|-----------|----------|-----------|----------|----------|----------------|
| 2015 | 19/16 | 1403 | 3 | 4 | 10 | 0 | 0 | 10-6-3 |
| 2016 | 12/11 | 882 | 3 | 3 | 9 | 0 | 0 | 8-4-0 |
| 2017 | 6/2 | 231 | 0 | 1 | 1 | 0 | 0 | 5-0-1 |
| 2018 | 3/2 | 145 | 0 | 0 | 0 | 0 | 0 | 1-1-1 |
| 2019 | 15/10 | 884 | 6 | 1 | 13 | 0 | 0 | 9-4-2 |
| 2020 | 1/0 | 27 | 0 | 0 | 0 | 0 | 0 | 1-0-0 |
| 6 Year Totals | 56/41 | 3557 | 12 | 9 | 33 | 0 | 0 | 34-15-7 |

ZAVAGNIN, KERRY

Midfielder / Ht.: 5-10 / Wt.: 170 / Born: July 2, 1974

| | GP/GS | MIN | G | A | Pts | Y | R | W-L-T |
|----------------------|--------------|-------------|----------|----------|----------|----------|----------|---------------|
| 2000 | 1/1 | 90 | 0 | 0 | 0 | 1 | 0 | 1-0-0 |
| 2001 | 1/0 | 20 | 0 | 0 | 0 | 0 | 0 | 1-0-0 |
| 2004 | 8/5 | 451 | 0 | 1 | 1 | 0 | 0 | 6-0-2 |
| 2005 | 5/4 | 321 | 0 | 0 | 0 | 0 | 0 | 3-1-1 |
| 2006 | 6/5 | 419 | 0 | 0 | 0 | 1 | 0 | 4-1-1 |
| 5 Year Totals | 21/15 | 1301 | 0 | 1 | 1 | 2 | 0 | 15-2-4 |

ZIMMERMAN, WALKER

Defender / Ht.: 6-3 / Wt.: 185 / May 19, 1993

| | GP/GS | MIN | G | A | Pts | Y | R | W-L-T |
|----------------------|--------------|------------|----------|----------|----------|----------|----------|--------------|
| 2017 | 1/1 | 90 | 0 | 0 | 0 | 0 | 0 | 1-0-0 |
| 2018 | 2/2 | 180 | 1 | 0 | 2 | 0 | 0 | 1-0-1 |
| 2019 | 7/6 | 553 | 1 | 0 | 2 | 0 | 0 | 5-2-0 |
| 2020 | 2/1 | 97 | 0 | 0 | 0 | 0 | 0 | 2-0-0 |
| 4 Year Totals | 12/10 | 920 | 2 | 0 | 4 | 0 | 0 | 9-2-1 |

ZIZZO, SAL

Forward / Ht.: 5-11 / Wt.: 165 / Born: April 3, 1987

| | GP/GS | MIN | G | A | Pts | Y | R | W-L-T |
|------|-------|-----|---|---|-----|---|---|-------|
| 2007 | 1/0 | 15 | 0 | 0 | 0 | 0 | 0 | 0-1-0 |

ZUSI, GRAHAM

Midfielder / Ht.: 5-10 / Wt.: 160 / Born: Aug. 18, 1986

| | GP/GS | MIN | G | A | Pts | Y | R | W-L-T |
|----------------------|--------------|-------------|----------|----------|-----------|----------|----------|----------------|
| 2012 | 6/5 | 394 | 1 | 1 | 3 | 2 | 0 | 6-0-0 |
| 2013 | 12/9 | 728 | 2 | 2 | 6 | 2 | 0 | 7-3-2 |
| 2014 | 10/8 | 603 | 0 | 3 | 3 | 0 | 0 | 6-2-2 |
| 2015 | 4/3 | 198 | 0 | 0 | 0 | 0 | 0 | 3-0-1 |
| 2016 | 10/5 | 430 | 2 | 0 | 4 | 0 | 0 | 7-3-0 |
| 2017 | 13/10 | 878 | 0 | 1 | 1 | 0 | 0 | 6-1-6 |
| 6 Year Totals | 55/40 | 3231 | 3 | 7 | 16 | 4 | 0 | 28-6-11 |

Goalkeepers

BINGHAM, DAVID

Goalkeeper / Ht.: 6-2 / Wt.: 185 / Oct. 19, 1989

| | GP/GS | MIN | GF | GA | SO | GAA | W-L-T | Y | R |
|----------------------|------------|------------|----------|----------|----------|-------------|--------------|----------|----------|
| 2016 | 2/1 | 135 | 1 | 1 | 1 | 0.67 | 1-0-1 | 0 | 0 |
| 2017 | 1/0 | 45 | 1 | 0 | 0 | 0.00 | 1-0-0 | 0 | 0 |
| 2 Year Totals | 3/1 | 270 | 2 | 1 | 1 | 0.33 | 2-0-1 | 0 | 0 |

BONO, ALEX

Goalkeeper / Ht.: 6-3 / Wt.: 195 / April 25, 1994

| | GP/GS | MIN | GF | GA | SO | GAA | W-L-T | Y | R |
|------|-------|-----|----|----|----|------|-------|---|---|
| 2018 | 1/1 | 90 | 3 | 0 | 1 | 0.00 | 1-0-0 | 0 | 0 |

BUSCH, JON

Goalkeeper / Ht.: 5-10 / Wt.: 165 / Born: Aug. 18, 1976

| | GP/GS | MIN | GF | GA | SO | GAA | W-L-T | Y | R |
|------|-------|-----|----|----|----|------|-------|---|---|
| 2005 | 1/1 | 90 | 3 | 0 | 1 | 0.00 | 1-0-0 | 0 | 0 |

CANNON, JOE

Goalkeeper / Ht.: 6-2 / Wt.: 190 / Born: Jan. 1, 1975

| | GP/GS | MIN | GF | GA | SO | GAA | W-L-T | Y | R |
|----------------------|------------|-----------|----------|----------|----------|-------------|--------------|----------|----------|
| 2003 | 1/0 | 45 | 1 | 0 | 0 | 0.00 | 1-0-0 | 0 | 0 |
| 2005 | 1/1 | 45 | 1 | 0 | 0 | 0.00 | 1-0-0 | 0 | 0 |
| 2 Year Totals | 2/1 | 90 | 2 | 0 | 0 | 0.00 | 2-0-0 | 0 | 0 |

DODD, MARK

Goalkeeper / Ht.: 6-2 / Wt.: 180 / Born: Sept. 14, 1965

| | GP/GS | MIN | GF | GA | SO | GAA | W-L-T | Y | R |
|----------------------|--------------|-------------|-----------|-----------|----------|-------------|--------------|----------|----------|
| 1988 | 3/3 | 270 | 3 | 3 | 2 | 1.00 | 2-1-0 | 0 | 0 |
| 1990 | 3/3 | 270 | 3 | 0 | 3 | 0.00 | 1-0-2 | 0 | 0 |
| 1991 | 1/1 | 90 | 1 | 0 | 1 | 1.00 | 1-0-0 | 0 | 0 |
| 1992 | 4/3 | 296 | 1 | 5 | 1 | 1.52 | 0-3-1 | 0 | 0 |
| 1996 | 1/1 | 90 | 1 | 4 | 0 | 4.00 | 0-1-0 | 0 | 0 |
| 1997 | 3/2 | 225 | 2 | 4 | 0 | 1.60 | 0-1-1 | 0 | 0 |
| 6 Year Totals | 15/13 | 1241 | 11 | 16 | 7 | 1.16 | 4-6-4 | 0 | 0 |

FEUER, IAN

Goalkeeper / Ht.: 6-6 / Wt.: 210 / Born: May 20, 1971

| | GP/GS | MIN | GF | GA | SO | GAA | W-L-T | Y | R |
|------|-------|-----|----|----|----|------|-------|---|---|
| 1992 | 1/0 | 19 | 0 | 1 | 0 | 4.74 | 0-0-0 | 0 | 0 |

FRIEDEL, BRAD

Goalkeeper / Ht.: 6-4 / Wt.: 202 / Born: May 18, 1971

| | GP/GS | MIN | GF | GA | SO | GAA | W-L-T | Y | R |
|-----------------------|--------------|-------------|-----------|-----------|-----------|-------------|-----------------|----------|----------|
| 1992 | 1/1 | 90 | 2 | 0 | 1 | 0.00 | 1-0-0 | 0 | 0 |
| 1993 | 16/15 | 1395 | 18 | 18 | 5 | 1.16 | 3-6-7 | 1 | 0 |
| 1994 | 10/10 | 857 | 10 | 12 | 2 | 1.26 | 1-3-5 | 1 | 0 |
| 1995 | 9/9 | 765 | 5 | 11 | 2 | 1.29 | 1-5-2 | 0 | 0 |
| 1996 | 7/7 | 630 | 12 | 11 | 0 | 1.57 | 3-2-2 | 1 | 0 |
| 1997 | 10/10 | 783 | 8 | 8 | 3 | 0.92 | 3-4-3 | 0 | 0 |
| 1998 | 4/4 | 360 | 6 | 2 | 2 | 0.50 | 3-1-0 | 0 | 0 |
| 1999 | 3/2 | 225 | 4 | 0 | 2 | 0.00 | 2-0-0 | 0 | 0 |
| 2000 | 6/6 | 570 | 15 | 4 | 3 | 0.63 | 3-0-3 | 0 | 0 |
| 2001 | 6/6 | 540 | 8 | 7 | 2 | 1.17 | 3-2-1 | 1 | 0 |
| 2002 | 9/9 | 720 | 10 | 11 | 1 | 1.37 | 3-4-1 | 1 | 0 |
| 2004 | 1/1 | 90 | 1 | 0 | 1 | 0.00 | 1-0-0 | 0 | 0 |
| 12 Year Totals | 82/80 | 7025 | 99 | 84 | 24 | 1.08 | 27-27-24 | 5 | 0 |

GUZAN, BRAD

Goalkeeper / Ht.: 6-4 / Wt.: 210 / Born: Sept. 9, 1984

| | GP/GS | MIN | GF | GA | SO | GAA | W-L-T | Y | R |
|-----------------------|--------------|-------------|------------|-----------|-----------|-------------|-----------------|----------|----------|
| 2006 | 1/1 | 79 | 4 | 0 | 0 | 0.00 | 1-0-0 | 0 | 0 |
| 2007 | 3/1 | 180 | 1 | 1 | 0 | 0.50 | 1-1-0 | 0 | 0 |
| 2008 | 7/5 | 540 | 14 | 4 | 4 | 0.67 | 4-2-0 | 0 | 0 |
| 2009 | 4/4 | 360 | 6 | 6 | 1 | 1.50 | 1-2-1 | 0 | 0 |
| 2010 | 4/3 | 315 | 3 | 4 | 2 | 1.14 | 1-1-1 | 0 | 0 |
| 2012 | 1/0 | 20 | 0 | 0 | 0 | 0.00 | 0-0-0 | 0 | 0 |
| 2013 | 4/3 | 315 | 5 | 5 | 2 | 1.43 | 2-1-1 | 0 | 0 |
| 2014 | 4/3 | 270 | 4 | 4 | 0 | 1.33 | 2-1-1 | 0 | 0 |
| 2015 | 13/13 | 1230 | 33 | 18 | 3 | 1.32 | 8-3-2 | 0 | 0 |
| 2016 | 12/11 | 996 | 25 | 13 | 6 | 1.17 | 8-4-0 | 1 | 0 |
| 2017 | 5/5 | 450 | 8 | 6 | 0 | 1.20 | 2-0-3 | 0 | 0 |
| 2018 | 2/2 | 180 | 1 | 4 | 0 | 2.00 | 0-1-1 | 0 | 0 |
| 2019 | 4/4 | 360 | 16 | 2 | 2 | 0.50 | 3-0-1 | 0 | 0 |
| 13 Year Totals | 64/55 | 5295 | 120 | 67 | 20 | 1.13 | 33-17-10 | 1 | 0 |

ROBLES, LUIS

Goalkeeper / Ht.: 6-1 / Wt.: 180 / Born: May 11, 1984

| | GP/GS | MIN | GF | GA | SO | GAA | W-L-T | Y | R |
|----------------------|------------|------------|----------|----------|----------|-------------|--------------|----------|----------|
| 2009 | 1/1 | 90 | 2 | 2 | 0 | 2.00 | 0-0-1 | 0 | 0 |
| 2016 | 1/1 | 90 | 3 | 2 | 0 | 2.00 | 1-0-0 | 0 | 0 |
| 2017 | 1/1 | 45 | 0 | 0 | 0 | 0.00 | 0-0-0 | 0 | 0 |
| 3 Year Totals | 3/3 | 225 | 5 | 4 | 1 | 1.60 | 1-0-1 | 0 | 0 |

SOMMER, JUERGEN

Goalkeeper / Ht.: 6-5 / Wt.: 215 / Born: Feb. 27, 1969

| | GP/GS | MIN | GF | GA | SO | GAA | W-L-T | Y | R |
|----------------------|------------|------------|-----------|----------|----------|-------------|--------------|----------|----------|
| 1994 | 2/0 | 43 | 1 | 1 | 0 | 2.09 | 0-1-0 | 0 | 0 |
| 1995 | 2/1 | 128 | 5 | 2 | 0 | 1.41 | 1-0-1 | 0 | 0 |
| 1996 | 1/1 | 90 | 2 | 1 | 0 | 1.00 | 0-1-0 | 0 | 0 |
| 1997 | 2/0 | 72 | 3 | 3 | 0 | 3.75 | 0-0-0 | 0 | 0 |
| 1998 | 1/1 | 90 | 2 | 2 | 0 | 2.00 | 0-0-1 | 0 | 0 |
| 5 Year Totals | 8/3 | 423 | 13 | 9 | 0 | 1.91 | 1-2-2 | 0 | 0 |

STANISIC, SCOOP

Goalkeeper / Ht.: 6-2 / Wt.: 180 / Born: March 3, 1963

| | GP/GS | MIN | GF | GA | SO | GAA | W-L-T | Y | R |
|------|-------|-----|----|----|----|------|-------|---|---|
| 1993 | 1/1 | 90 | 2 | 2 | 0 | 2.00 | 0-0-1 | 0 | 0 |

STEFFEN, ZACK

Goalkeeper / Ht.: 6-3 / Wt.: 190 / Born: April 2, 1995

| | GP/GS | MIN | GF | GA | SO | GAA | W-L-T | Y | R |
|----------------------|--------------|-------------|-----------|-----------|----------|-------------|--------------|----------|----------|
| 2018 | 6/5 | 495 | 5 | 7 | 2 | 1.27 | 2-2-1 | 0 | 0 |
| 2019 | 11/11 | 884 | 17 | 11 | 4 | 1.12 | 6-5-0 | 0 | 0 |
| 2020 | 2/2 | 180 | 6 | 2 | 1 | 1.00 | 1-0-1 | 0 | 0 |
| 3 Year Totals | 19/18 | 1559 | 28 | 20 | 7 | 1.15 | 9-7-2 | 0 | 0 |

THORNTON, ZACH

Goalkeeper / Ht.: 6-3 / Wt.: 210 / Born: Oct. 10, 1973

| | GP/GS | MIN | GF | GA | SO | GAA | W-L-T | Y | R |
|----------------------|------------|------------|----------|----------|----------|-------------|--------------|----------|----------|
| 1994 | 1/0 | 21 | 0 | 0 | 0 | 0.00 | 0-0-0 | 0 | 0 |
| 1998 | 1/1 | 90 | 0 | 0 | 1 | 0.00 | 0-0-1 | 0 | 0 |
| 1999 | 4/3 | 253 | 5 | 3 | 0 | 1.07 | 1-1-0 | 0 | 0 |
| 2001 | 2/2 | 180 | 0 | 1 | 1 | 0.50 | 0-1-1 | 0 | 0 |
| 4 Year Totals | 8/6 | 544 | 5 | 4 | 2 | 0.66 | 1-2-2 | 0 | 0 |

WALKER, JONNY

Goalkeeper / Ht.: 6-3 / Wt.: 180 / Born: Sept. 13, 1974

| | GP/GS | MIN | GF | GA | SO | GAA | W-L-T | Y | R |
|------|-------|-----|----|----|----|------|-------|---|---|
| 2004 | 3/3 | 225 | 2 | 1 | 1 | 0.40 | 1-0-1 | 0 | 0 |

WELLS, ZACH

Goalkeeper / Ht.: 6-2 / Wt.: 185 / Born: Feb. 26, 1981

| | GP/GS | MIN | GF | GA | SO | GAA | W-L-T | Y | R |
|------|-------|-----|----|----|----|------|-------|---|---|
| 2006 | 1/0 | 11 | 0 | 0 | 0 | 0.00 | 0-0-0 | 0 | 0 |

YARBROUGH, WILLIAM

Goalkeeper / Ht.: 6-2 / Wt.: 160 / Born: March 20, 1989

| | GP/GS | MIN | GF | GA | SO | GAA | W-L-T | Y | R |
|----------------------|------------|------------|----------|----------|----------|-------------|--------------|----------|----------|
| 2015 | 2/0 | 90 | 2 | 1 | 0 | 1.00 | 1-0-0 | 0 | 0 |
| 2016 | 1/1 | 45 | 1 | 0 | 0 | 0.00 | 0-0-0 | 0 | 0 |
| 2 Year Totals | 3/1 | 135 | 3 | 1 | 0 | 0.66 | 1-0-0 | 0 | 0 |

YELDELL, DAVID

Goalkeeper / Ht.: 6-4 / Wt.: 185 / Born: Oct. 1, 1981

| | GP/GS | MIN | GF | GA | SO | GAA | W-L-T | Y | R |
|------|-------|-----|----|----|----|------|-------|---|---|
| 2011 | 1/0 | 45 | 0 | 0 | 0 | 0.00 | 0-0-0 | 0 | 0 |

Key: A = assists; G = goals; GAA = Goals against average; GP/GS = games played/games started; MIN = minutes; Pts = point totals (based on two points per goal, one per assist); R = red card; W-L-T = won-loss-tied record with player in line-up; Y = yellow card

USMNT

MNT HISTORY

WORLD CUP HISTORY

PROGRAMS

COMPETITIONS

U.S. HISTORY & INFO

U.S. Men's National Team All-Time Leaders

APPEARANCES

| Name | Caps | Goals | Years |
|-----------------------|------|-------|-----------|
| 1. Jones, Cobi | 164 | 15 | 1992-2004 |
| 2. Donovan, Landon | 157 | 57 | 2000-2014 |
| 3. Michael Bradley | 151 | 17 | 2006-2019 |
| 4. Dempsey, Clint | 141 | 57 | 2004-2017 |
| 5. Agoos, Jeff | 134 | 4 | 1988-2003 |
| 6. Balboa, Marcelo | 127 | 13 | 1988-2000 |
| 7. Beasley, DaMarcus | 126 | 17 | 2001-2017 |
| 8. Howard, Tim | 121 | 0 | 2002-2017 |
| 9. Altidore, Jozy | 115 | 42 | 2007-2019 |
| 10. Reyna, Claudio | 112 | 8 | 1994-2006 |
| 11. Bocanegra, Carlos | 110 | 14 | 2001-2012 |
| Caligiuri, Paul | 110 | 5 | 1984-1997 |
| 13. Wynalda, Eric | 106 | 34 | 1990-2000 |
| 14. Keller, Kasey | 102 | 0 | 1990-2007 |
| 15. Stewart, Earnie | 101 | 17 | 1990-2004 |
| 16. Meola, Tony | 100 | 0 | 1988-2006 |
| Moore, Joe-Max | 100 | 24 | 1992-2002 |
| 18. Lalas, Alexi | 96 | 9 | 1991-1998 |
| 19. McBride, Brian | 95 | 30 | 1993-2006 |
| 20. Harkes, John | 90 | 6 | 1987-2000 |
| 21. Cherundolo, Steve | 87 | 2 | 1999-2012 |
| 22. Hejduk, Frankie | 85 | 7 | 1996-2009 |
| Murray, Bruce | 85 | 21 | 1985-1993 |
| 24. Friedel, Brad | 82 | 0 | 1992-2004 |
| Lewis, Eddie | 82 | 10 | 1996-2008 |
| Pope, Eddie | 82 | 8 | 1996-2006 |

GAMES STARTED

| Name | Starts | Caps | Years |
|------------------------|--------|------|-----------|
| 1. Donovan, Landon | 142 | 157 | 2000-2014 |
| 2. Michael Bradley | 141 | 151 | 2006-2019 |
| 3. Agoos, Jeff | 124 | 134 | 1988-2003 |
| 4. Dempsey, Clint | 123 | 141 | 2004-2017 |
| 5. Howard, Tim | 119 | 121 | 2002-2017 |
| 6. Balboa, Marcelo | 117 | 127 | 1988-2000 |
| 7. Jones, Cobi | 109 | 164 | 1992-2004 |
| 8. Bocanegra, Carlos | 105 | 110 | 2001-2012 |
| 9. Beasley, DaMarcus | 100 | 126 | 2001-2017 |
| 10. Keller, Kasey | 99 | 102 | 1990-2007 |
| 11. Altidore, Jozy | 97 | 115 | 2007-2019 |
| Meola, Tony | 97 | 100 | 1988-2006 |
| 13. Reyna, Claudio | 94 | 112 | 1994-2006 |
| 14. Caligiuri, Paul | 93 | 110 | 1984-1997 |
| 15. Wynalda, Eric | 90 | 106 | 1990-2000 |
| 16. Harkes, John | 89 | 90 | 1987-2000 |
| 17. Lalas, Alexi | 87 | 96 | 1991-1998 |
| 18. Cherundolo, Steve | 83 | 87 | 1999-2012 |
| 19. Pope, Eddie | 82 | 82 | 1996-2006 |
| 20. Friedel, Brad | 80 | 82 | 1992-2004 |
| 21. Stewart, Earnie | 77 | 101 | 1990-2004 |
| 22. Dooley, Thomas | 76 | 81 | 1992-1999 |
| McBride, Brian | 76 | 95 | 1993-2006 |
| Murray, Bruce | 76 | 85 | 1985-1993 |
| 25. Armstrong, Desmond | 73 | 81 | 1987-1994 |
| 26. Ramos, Tab | 70 | 81 | 1988-2000 |
| Moore, Joe-Max | 67 | 100 | 1992-2002 |
| Perez, Hugo | 66 | 73 | 1984-1994 |
| Hejduk, Frankie | 64 | 85 | 1996-2009 |
| Henderson, Chris | 64 | 79 | 1990-2001 |
| Onyewu, Oguchi | 62 | 69 | 2004-2014 |
| Jones, Jermaine | 62 | 67 | 2010-2016 |
| Armas, Chris | 61 | 66 | 1998-2005 |
| Mike Burns | 60 | 75 | 1992-1998 |

GOAL SCORERS

| Name | Goals | Caps | Years |
|-----------------------|-------|------|-----------|
| 1. Dempsey, Clint | 57 | 141 | 2004-2017 |
| Donovan, Landon | 57 | 157 | 2000-2014 |
| 3. Altidore, Jozy | 42 | 115 | 2007-2019 |
| 4. Wynalda, Eric | 34 | 106 | 1990-2000 |
| 5. McBride, Brian | 30 | 95 | 1993-2006 |
| 6. Moore, Joe-Max | 24 | 100 | 1992-2002 |
| 7. Murray, Bruce | 21 | 85 | 1985-1993 |
| 8. Johnson, Eddie | 19 | 63 | 2004-2014 |
| 9. Beasley, DaMarcus | 17 | 123 | 2001-2015 |
| Bradley, Michael | 17 | 151 | 2006-2019 |
| Stewart, Earnie | 17 | 101 | 1990-2004 |
| 12. Jones, Cobi | 15 | 164 | 1992-2004 |
| 13. Bocanegra, Carlos | 14 | 110 | 2001-2012 |
| Pulisic, Christian | 14 | 34 | 2016-2019 |
| 15. Balboa, Marcelo | 13 | 127 | 1988-2000 |
| Perez, Hugo | 13 | 73 | 1984-1994 |
| Wood, Bobby | 13 | 45 | 2013-2018 |
| 18. Klopas, Frank | 12 | 40 | 1988-1995 |
| Mathis, Clint | 12 | 46 | 1998-2005 |
| Zardes, Gyasi | 12 | 56 | 2015-2020 |
| 21. Ching, Brian | 11 | 45 | 2003-2010 |
| Vermes, Peter | 11 | 66 | 1988-1997 |
| Wondolowski, Chris | 11 | 35 | 2011-2016 |
| 24. Lewis, Eddie | 10 | 82 | 1996-2008 |
| Morris, Jordan | 10 | 39 | 2014-2019 |
| 26. Kinnear, Dominic | 9 | 54 | 1990-1994 |
| Kirovski, Jovan | 9 | 62 | 1994-2004 |
| Lalas, Alexi | 9 | 96 | 1991-1998 |
| Millar, Peter | 9 | 13 | 1968-1972 |
| Roy, Willy | 9 | 20 | 1965-1973 |
| Wolff, Josh | 9 | 52 | 1999-2008 |

ASSISTS

| Name | Assists | Caps | Years |
|-----------------------|---------|------|-----------|
| 1. Donovan, Landon | 58 | 157 | 2000-2014 |
| 2. Bradley, Michael | 23 | 151 | 2006-2019 |
| Jones, Cobi | 22 | 164 | 1992-2004 |
| 4. Dempsey, Clint | 21 | 141 | 2004-2017 |
| 5. Reyna, Claudio | 19 | 112 | 1994-2006 |
| 6. Lewis, Eddie | 16 | 80 | 1996-2008 |
| Wynalda, Eric | 16 | 106 | 1990-2000 |
| 8. Altidore, Jozy | 14 | 115 | 2007-2019 |
| Moore, Joe-Max | 14 | 100 | 1992-2002 |
| Ramos, Tab | 14 | 81 | 1988-2000 |
| 11. Beasley, DaMarcus | 13 | 126 | 2001-2017 |
| 12. Harkes, John | 11 | 90 | 1987-2000 |
| Lalas, Alexi | 11 | 96 | 1991-1998 |
| 14. Cherundolo, Steve | 10 | 87 | 1999-2012 |
| Henderson, Chris | 10 | 79 | 1990-2001 |
| Johnson, Fabian | 11 | 57 | 2011-2017 |
| 17. McBride, Brian | 10 | 95 | 1993-2006 |
| Stewart, Earnie | 10 | 101 | 1990-2004 |

Goalkeepers

APPEARANCES

| Names | Caps | Starts | Years |
|------------------|------|--------|-----------|
| 1. Howard, Tim | 121 | 119 | 2002-2017 |
| 2. Keller, Kasey | 102 | 99 | 1990-2007 |
| 3. Meola, Tony | 100 | 97 | 1988-2006 |
| 4. Friedel, Brad | 82 | 79 | 1992-2004 |
| 5. Guzan, Brad | 64 | 55 | 2006-2019 |

WINS

| Names | Wins | Caps | Years |
|------------------|------|------|-----------|
| 1. Howard, Tim | 63 | 121 | 2002-2017 |
| 2. Keller, Kasey | 53 | 102 | 1990-2007 |
| 3. Meola, Tony | 37 | 100 | 1988-2006 |
| 4. Guzan, Brad | 33 | 64 | 2006-2019 |
| 5. Friedel, Brad | 27 | 82 | 1992-2004 |
| 6. Rimando, Nick | 11 | 21 | 2002-2014 |

SHUTOUTS

| Names | SO | Caps | Years |
|------------------|----|------|-----------|
| 1. Keller, Kasey | 47 | 102 | 1990-2007 |
| 2. Howard, Tim | 42 | 121 | 2002-2017 |
| 3. Meola, Tony | 32 | 100 | 1988-2006 |
| 4. Friedel, Brad | 24 | 82 | 1992-2004 |
| 5. Guzan, Brad | 20 | 64 | 2006-2019 |

USMNT

MNT HISTORY

WORLD CUP HISTORY

PROGRAMS

COMPETITIONS

U.S. HISTORY & INFO

U.S. Soccer Attendance Records

U.S. Men's National Team Year-by-Year Attendance

| Year | — HOME — | | | — AWAY — | | | — TOTALS — | | |
|----------------------|------------|------------------|---------------|------------|------------------|---------------|------------|-------------------|---------------|
| | Games | Total | Average | Games | Total | Average | Games | Total | Average |
| 1990 | 11 | 181,942 | 16,540 | 11 | 190,316 | 17,301 | 22 | 372,258 | 16,921 |
| 1991 | 14 | 328,819 | 23,487 | 3 | 37,000 | 12,333 | 17 | 365,819 | 21,519 |
| 1992 | 12 | 273,199 | 22,767 | 9 | 272,000 | 30,222 | 21 | 545,199 | 25,962 |
| 1993 | 23 | 402,680 | 17,508 | 11 | 404,548 | 36,777 | 34 | 807,228 | 23,742 |
| 1994 | 21 | 647,417 | 30,829 | 6 | 118,084 | 19,681 | 27 | 765,501 | 28,352 |
| 1995 | 6 | 127,192 | 21,199 | 8 | 114,200 | 14,275 | 14 | 241,392 | 17,242 |
| 1996 | 12 | 428,824 | 35,735 | 4 | 58,035 | 14,509 | 16 | 486,859 | 30,429 |
| 1997 | 11 | 331,773 | 30,161 | 7 | 284,266 | 40,609 | 18 | 616,039 | 34,224 |
| 1998 | 11 | 309,747 | 28,159 | 5 | 160,209 | 32,042 | 16 | 469,956 | 29,372 |
| 1999 | 5 | 156,754 | 31,351 | 8 | 358,000 | 44,750 | 13 | 514,754 | 39,596 |
| 2000 | 12 | 424,036 | 35,336 | 5 | 57,000 | 11,400 | 17 | 481,036 | 28,296 |
| 2001 | 9 | 254,781 | 28,309 | 6 | 268,256 | 44,709 | 15 | 523,037 | 34,869 |
| 2002 | 12 | 349,245 | 29,104 | 8 | 291,776 | 36,472 | 20 | 641,021 | 32,051 |
| 2003 | 12 | 255,010 | 21,251 | 4 | 83,456 | 20,864 | 16 | 338,466 | 21,154 |
| 2004 | 9 | 178,569 | 19,841 | 6 | 116,967 | 19,495 | 15 | 295,536 | 19,702 |
| 2005 | 14 | 336,518 | 24,037 | 6 | 228,708 | 38,118 | 20 | 565,226 | 28,261 |
| 2006 | 8 | 162,876 | 20,360 | 5 | 216,895 | 43,379 | 13 | 379,771 | 29,213 |
| 2007 | 12 | 387,344 | 32,279 | 6 | 164,148 | 27,358 | 18 | 551,492 | 30,638 |
| 2008 | 7 | 216,187 | 30,884 | 7 | 161,733 | 23,105 | 14 | 377,920 | 26,994 |
| 2009 | 12 | 394,541 | 32,878 | 12 | 403,056 | 33,588 | 24 | 797,597 | 33,233 |
| 2010 | 7 | 249,730 | 35,676 | 7 | 259,652 | 37,093 | 14 | 509,382 | 36,384 |
| 2011 | 14 | 563,668 | 40,262 | 3 | 100,104 | 33,368 | 17 | 663,772 | 39,045 |
| 2012 | 6 | 199,259 | 33,210 | 8 | 178,447 | 22,306 | 14 | 377,706 | 26,979 |
| 2013 | 15 | 507,041 | 33,803 | 8 | 253,163 | 31,645 | 23 | 760,204 | 33,052 |
| 2014 | 7 | 240,619 | 34,374 | 8 | 244,768 | 30,596 | 15 | 485,387 | 32,359 |
| 2015 | 14 | 504,703 | 36,050 | 6 | 148,182 | 24,697 | 20 | 652,885 | 32,644 |
| 2016 | 14 | 415,903 | 29,707 | 5 | 74,713 | 18,678 | 19 | 490,616 | 27,256 |
| 2017 | 14 | 552,113 | 29,059 | 5 | 152,431 | 30,486 | 19 | 552,113 | 29,059 |
| 2018 | 7 | 169,087 | 31,026 | 4 | 172,196 | 43,049 | 11 | 341,283 | 31,026 |
| 2019 | 16 | 372,872 | 23,304 | 2 | 19,092 | 9,546 | 18 | 391,964 | 21,776 |
| 2020 | 2 | 11,672 | 5,836 | 2 | 0 | 0 | 4 | 11,672 | 2,918 |
| Last 30 Years | 347 | 9,922,449 | 28,594 | 193 | 5,247,682 | 27,190 | 540 | 15,170,131 | 28,092 |

All-Time Largest Men's Soccer Crowds in the United States

| Date | Teams | Venue | Attendance |
|----------------|---|---|------------|
| Aug. 2, 2014 | Manchester United 3, Real Madrid 1 | Michigan Stadium (Ann Arbor, Mich.) | 109,318 |
| July 30, 2016 | Real Madrid 3, Chelsea 2 | Michigan Stadium (Ann Arbor, Mich.) | 105,826 |
| Aug. 11, 1984 | France 2, Brazil 0 (o) | Rose Bowl (Pasadena, Calif.) | 101,799 |
| Aug. 10, 1984 | Yugoslavia 2, Italy 1 (o) | Rose Bowl (Pasadena, Calif.) | 100,374 |
| Aug. 6, 1984 | France 4, Yugoslavia 2 (o) | Rose Bowl (Pasadena, Calif.) | 97,451 |
| July 17, 1994 | Brazil 0, Italy 0 (3-2 pk) (wc) | Rose Bowl (Pasadena, Calif.) | 94,194 |
| June 26, 1994 | USA 0, Romania 1 (wc) | Rose Bowl (Pasadena, Calif.) | 93,869 |
| Oct. 10, 2015 | USA 2, Mexico 3 (aet) (cc) | Rose Bowl (Pasadena, Calif.) | 93,723 |
| June 22, 1994 | USA 2, Colombia 1 (wc) | Rose Bowl (Pasadena, Calif.) | 93,689 |
| June 25, 2011 | USA 2, Mexico 4 (gc) | Rose Bowl (Pasadena, Calif.) | 93,420 |
| June 19, 1994 | Cameroon 2, Sweden 2 (wc) | Rose Bowl (Pasadena, Calif.) | 93,194 |
| Aug. 1, 2009 | LA Galaxy 1, Barcelona 2 | Rose Bowl (Pasadena, Calif.) | 93,137 |
| June 16, 1996 | USA 2, Mexico 2 | Rose Bowl (Pasadena, Calif.) | 92,216 |
| | LA Galaxy 3, Tampa Bay 2 (so-MLS) | Rose Bowl (Pasadena, Calif.) | 92,216 |
| July 13, 1994 | Sweden 0, Brazil 1 (wc) | Rose Bowl (Pasadena, Calif.) | 91,856 |
| June 18, 1994 | Colombia 1, Romania 3 (wc) | Rose Bowl (Pasadena, Calif.) | 91,586 |
| Feb. 10, 1999 | Argentina 1, Mexico 0 | L.A. Coliseum (Los Angeles, Calif.) | 91,585 |
| July 16, 1994 | Sweden 4, Bulgaria 0 (wc) | Rose Bowl (Pasadena, Calif.) | 91,500 |
| Feb. 15, 1998 | USA 0, Mexico 1 (gc) | L.A. Coliseum (Los Angeles, Calif.) | 91,255 |
| June 4, 1994 | USA 1, Mexico 0 | Rose Bowl (Pasadena, Calif.) | 91,123 |
| March 3, 2010 | Mexico 2, New Zealand 0 | Rose Bowl (Pasadena, Calif.) | 90,526 |
| July 3, 1994 | Romania 3, Argentina 2 (wc) | Rose Bowl (Pasadena, Calif.) | 90,469 |
| Aug. 10, 2005 | Chivas USA 0, LA Galaxy 1 | L.A. Coliseum (Los Angeles, Calif.) | 88,816 |
| | Guadalajara 1, Club America 2 | L.A. Coliseum (Los Angeles, Calif.) | 88,816 |
| Jan. 21, 1996 | USA 3, Guatemala 1 (gc) | L.A. Coliseum (Los Angeles, Calif.) | 88,125 |
| | Mexico 1, Brazil 0 (gc) | L.A. Coliseum (Los Angeles, Calif.) | 88,125 |
| July 27, 2016 | Paris Saint-Germain 3, Real Madrid 1 | Ohio Stadium (Columbus, Ohio) | 86,641 |
| Aug. 3, 1996 | Nigeria 3, Argentina 2 (o) | Sanford Stadium (Athens, Ga.) | 86,117 |
| July 19, 2009 | Mexico 4, Haiti 0 (gc) | Cowboys Stadium (Arlington, Texas) | 85,000 |
| | Guadeloupe, Costa Rica (gc) | Cowboys Stadium (Arlington, Texas) | 85,000 |
| July 4, 1994 | USA 0, Brazil 1 (wc) | Stanford Stadium (Palo Alto, Calif.) | 84,177 |
| July 20, 1996 | USA 1, Argentina 3 (o) + | Legion Field (Birmingham, Ala.) | 83,810 |
| Aug. 8, 1984 | Brazil 2, Italy 1 (o) | Stanford Stadium (Palo Alto, Calif.) | 83,642 |
| July 10, 1994 | Sweden 2, Romania 2 (5-4 pk) (wc) | Stanford Stadium (Palo Alto, Calif.) | 83,500 |
| June 26, 1994 | Switzerland 0, Colombia 2 (wc) | Stanford Stadium (Palo Alto, Calif.) | 83,401 |
| June 24, 1994 | Brazil 3, Cameroon 0 (wc) | Stanford Stadium (Palo Alto, Calif.) | 83,401 |
| Aug. 3, 2016 | Real Madrid 1, Bayern Munich 0 | MetLife Stadium (E. Rutherford, N.J.) | 82,012 |
| July 30, 2011 | Manchester United 2, Barcelona 1 | FedEx Field (Landover, Md.) | 81,807 |
| July 24, 2013 | USA 3, Honduras 1 (gc) | Cowboys Stadium (Arlington, Texas) | 81,410 |
| July 21, 2009 | Chelsea 2, Inter Milan 0 | Rose Bowl (Pasadena, Calif.) | 81,224 |
| June 20, 1994 | Brazil 2, Russia 0 (wc) | Stanford Stadium (Palo Alto, Calif.) | 81,061 |
| June 5, 2011 | Mexico 5, El Salvador 0 (gc) | Cowboys Stadium (Arlington, Texas) | 80,108 |
| July 26, 2009 | Mexico 5, USA 0 (gc) | Giants Stadium (East Rutherford, N.J.) | 79,156 |
| July 31, 2003 | Manchester United 4, Juventus 1 | Giants Stadium (East Rutherford, N.J.) | 79,005 |
| Aug. 12, 2006 | Barcelona 4, New York Red Bulls 1 | Giants Stadium (East Rutherford, N.J.) | 79,002 |
| March 26, 2011 | USA 1, Argentina 1 | New Meadowlands Stadium (East Rutherford, N.J.) | 78,936 |
| June 18, 2011 | Mexico 2, Guatemala 1 | New Meadowlands Stadium (East Rutherford, N.J.) | 78,807 |
| June 8, 2008 | USA 0, Argentina 0 | Giants Stadium (East Rutherford, N.J.) | 78,682 |
| July 31, 1996 | Nigeria 4, Brazil 3 (ot) (o) | Sanford Stadium (Athens, Ga.) | 78,587 |
| July 14, 1996 | MLS All-Star / FIFA World All-Star Game | Giants Stadium (East Rutherford, N.J.) | 78,416 |
| July 29, 1984 | USA 3, Costa Rica 0 (o) | Stanford Stadium (Palo Alto, Calif.) | 78,265 |
| July 30, 1996 | Argentina 2, Portugal 0 (o) | Sanford Stadium (Athens, Ga.) | 78,212 |

USMNT

MNT HISTORY

WORLD CUP HISTORY

PROGRAMS

COMPETITIONS

U.S. HISTORY & INFO

All-Time Largest Crowds in U.S. Men's National Team History at Home

| Date | Opponent | Score | Venue | Attendance |
|----------------|---------------------|-------------|---|------------|
| June 26, 1994 | Romania (wc) | 0-1 L | Rose Bowl (Pasadena, Calif.) | 93,869 |
| Oct. 10, 2015 | Mexico (cc) | 2-3 L (aet) | Rose Bowl (Pasadena, Calif.) | 93,723 |
| June 22, 1994 | Colombia (wc) | 2-1 W | Rose Bowl (Pasadena, Calif.) | 93,689 |
| June 25, 2011 | Mexico (gc) | 2-4 L | Rose Bowl (Pasadena, Calif.) | 93,420 |
| June 16, 1996 | Mexico | 2-2 T | Rose Bowl (Pasadena, Calif.) | 92,216 |
| Feb. 15, 1998 | Mexico (gc) | 0-1 L | L.A. Coliseum (Los Angeles, Calif.) | 91,255 |
| June 4, 1994 | Mexico | 1-0 W | Rose Bowl (Pasadena, Calif.) | 91,123 |
| Jan. 21, 1996 | Guatemala (gc) | 3-1 W | L.A. Coliseum (Los Angeles, Calif.) | 88,125 |
| July 4, 1994 | Brazil (wc) | 0-1 L | Stanford Stadium (Palo Alto, Calif.) | 84,177 |
| July 20, 1996 | Argentina (o) + | 1-3 L | Legion Field (Birmingham, Ala.) | 83,810 |
| July 24, 2013 | Honduras (gc) | 3-1 W | Cowboys Stadium (Arlington, Texas) | 81,410 |
| July 26, 2009 | Mexico (gc) | 0-5 L | Giants Stadium (East Rutherford, N.J.) | 79,156 |
| March 26, 2011 | Argentina | 1-1 T | New Meadowlands Stadium (East Rutherford, N.J.) | 78,936 |
| June 8, 2008 | Argentina | 0-0 T | Giants Stadium (East Rutherford, N.J.) | 78,682 |
| July 29, 1984 | Costa Rica (o) | 3-0 W | Stanford Stadium (Palo Alto, Calif.) | 78,265 |
| Aug. 10, 2010 | Brazil | 0-2 L | New Meadowlands (E. Rutherford, N.J.) | 77,223 |
| June 18, 1994 | Switzerland (wc) | 1-1 T | Pontiac Silverdome (Detroit, Mich.) | 73,425 |
| June 21, 2016 | Argentina (ca) | 0-4 L | NRG Stadium (Houston, Texas) | 70,858 |
| July 21, 2013 | El Salvador (gc) | 5-1 W | M&T Bank Stadium (Baltimore, Md.) | 70,540 |
| July 22, 2015 | Jamaica (gc) | 1-2 L | Georgia Dome (Atlanta, Ga.) | 70,511 |
| June 22, 2011 | Panama (gc) | 1-0 W | Reliant Stadium (Houston, Texas) | 70,267 |
| Feb. 6, 2008 | Mexico | 2-2 T | Reliant Stadium (Houston, Texas) | 70,103 |
| May 8, 2003 | Mexico | 0-0 T | Reliant Stadium (Houston, Texas) | 69,582 |
| May 30, 2012 | Brazil | 1-4 L | FedExField (Landover, Md.) | 67,619 |
| June 3, 2016 | Colombia (ca) | 0-2 L | Levi's Stadium (Santa Clara, Calif.) | 67,439 |
| April 15, 2015 | Mexico | 2-0 W | Alamodome (San Antonio, Texas) | 64,369 |
| June 4, 2011 | Spain | 0-4 L | Gillette Stadium (Foxborough, Mass.) | 64,121 |
| July 31, 1984 | Italy (o) | 0-1 L | Rose Bowl (Pasadena, Calif.) | 63,624 |
| July 26, 2017 | Jamaica (gc) | 2-1 W | Levi's Stadium (Santa Clara, Calif.) | 63,032 |
| July 7, 2019 | Mexico (gc) | 0-1 L | Soldier Field (Chicago, Ill.) | 62,493 |
| Feb. 7, 2007 | Mexico | 2-0 W | Univ. of Phoenix Stadium (Glendale, Ariz.) | 62,424 |
| Feb. 24, 1990 | Soviet Union | 1-3 L | Stanford Stadium (Palo Alto, Calif.) | 61,132 |
| Oct. 25, 2000 | Mexico | 2-0 W | L.A. Coliseum (Los Angeles, Calif.) | 61,072 |
| June 24, 2007 | Mexico (gc) | 2-1 W | Soldier Field (Chicago, Ill.) | 60,000 |
| April 2, 2014 | Mexico | 2-2 T | University of Phoenix Stadium (Glendale, Ariz.) | 59,066 |
| July 24, 1996 | Portugal (o) + | 1-1 T | RFK Stadium (Washington, D.C.) | 58,012 |
| July 28, 2013 | Panama (gc) | 1-0 W | Soldier Field (Chicago, Ill.) | 57,920 |
| April 20, 1997 | Mexico (wc) | 2-2 T | Foxborough Stadium (Foxborough, Mass.) | 57,407 |
| June 6, 2009 | Honduras (wcq) | 2-0 W | Soldier Field (Chicago, Ill.) | 55,647 |
| May 29, 2010 | Turkey | 2-1 W | Lincoln Financial Field (Philadelphia, Pa.) | 55,407 |
| July 23, 2009 | Honduras (gc) | 2-0 W | Soldier Field (Chicago, Ill.) | 55,173 |
| Aug. 2, 1984 | Egypt (o) | 1-1 T | Stanford Stadium (Palo Alto, Calif.) | 54,973 |
| Sept. 1, 2001 | Honduras (wcq) | 2-3 L | RFK Stadium (Washington, D.C.) | 54,282 |
| June 13, 1993 | Germany | 3-4 L | Soldier Field (Chicago, Ill.) | 53,549 |
| Nov. 16, 1997 | El Salvador (wcq) | 4-2 W | Foxborough Stadium (Foxborough, Mass.) | 53,193 |
| Dec. 18, 1993 | Germany | 0-3 L | Stanford Stadium (Palo Alto, Calif.) | 52,397 |
| Jan. 16, 1996 | El Salvador (gc) | 2-0 W | Anaheim Stadium (Anaheim, Calif.) | 52,355 |
| June 7, 2014 | Nigeria | 2-1 W | EverBank Field (Jacksonville, Fla.) | 52,033 |
| Sept. 3, 2000 | Guatemala (wcq) | 1-0 W | RFK Stadium (Washington, D.C.) | 51,996 |
| Oct. 3, 1997 | Jamaica (wcq) | 1-1 T | RFK Stadium (Washington, D.C.) | 51,528 |
| June 1, 1991 | Ireland | 1-1 T | Foxborough Stadium (Foxborough, Mass.) | 51,273 |
| June 11, 2016 | Paraguay (ca) | 1-0 W | Lincoln Financial Field (Philadelphia, Pa.) | 51,041 |
| June 21, 2007 | Canada (gc) | 2-1 W | Soldier Field (Chicago, Ill.) | 50,760 |
| Mar. 13, 1999 | Mexico | 1-2 L | Qualcomm Stadium (San Diego, Calif.) | 50,324 |
| Jan. 16, 2000 | Iran | 1-1 T | Rose Bowl (Pasadena, Calif.) | 50,181 |
| Feb. 12, 2000 | Haiti (gc) | 3-0 W | Orange Bowl (Miami, Fla.) | 49,513 |
| April 2, 2002 | Mexico | 1-0 W | Invesco Field (Denver, Colo.) | 48,476 |
| Sept. 6, 2019 | Mexico | 0-3 L | MetLife Stadium (East Rutherford, N.J.) | 47,960 |
| May 28, 2005 | England | 1-2 L | Soldier Field (Chicago, Ill.) | 47,637 |
| July 8, 2017 | Panama (gc) | 1-1 T | Nissan Stadium (Nashville, Tenn.) | 47,622 |
| June 2, 2013 | Germany | 4-3 W | RFK Stadium (Washington, D.C.) | 47,359 |
| June 16, 2016 | Ecuador (ca) | 2-1 W | CenturyLink Field (Seattle, Wash.) | 47,322 |
| July 10, 2015 | Haiti | 1-0 W | Gillette Stadium (Foxborough, Mass.) | 46,720 |
| May 30, 1998 | Scotland | 0-0 T | RFK Stadium (Washington, D.C.) | 46,037 |
| July 22, 1996 | Tunisia (o) + | 2-0 W | Legion Field (Birmingham, Ala.) | 45,687 |
| July 22, 2017 | Costa Rica (gc) | 2-0 W | AT&T Stadium (Arlington, Texas) | 45,516 |
| June 19, 2011 | Jamaica (gc) | 2-0 W | RFK Stadium (Washington, D.C.) | 45,423 |
| March 3, 2001 | Brazil | 1-2 L | Rose Bowl (Pasadena, Calif.) | 45,387 |
| April 28, 2004 | Mexico | 1-0 W | Cotton Bowl (Dallas, Texas) | 45,048 |
| June 11, 2000 | Mexico | 3-0 W | Giants Stadium (East Rutherford, N.J.) | 45,008 |
| July 3, 2015 | Guatemala | 4-0 W | Nissan Stadium (Nashville, Tenn.) | 44,835 |
| June 6, 1993 | Brazil | 0-2 L | Yale Bowl (New Haven, Conn.) | 44,579 |
| Aug. 2, 1991 | Sheffield Wednesday | 2-0 W | Veteran's Stadium (Philadelphia, Pa.) | 44,261 |
| Jan. 29, 1994 | Russia | 1-1 T | Seattle Kingdome (Seattle, Wash.) | 43,651 |

(continued next page)

ALL-TIME ATTENDANCE RECORDS

143

| Date | Opponent | Score | Venue | Attendance |
|----------------|------------------------------------|----------------|--|------------|
| Sept. 9, 2007 | Brazil | 2-4 L | Soldier Field (Chicago, Ill.) | 43,543 |
| Nov. 13, 2015 | St. Vincent & The Grenadines (wcq) | 6-1 W | Busch Stadium (St. Louis, Mo.) | 43,433 |
| Aug. 25, 1989 | Dnepr (USSR) | 1-0 W | Franklin Field (Philadelphia, Pa.) | 43,356 |
| Jan. 19, 2002 | Korea Republic (gc) | 2-1 W | Rose Bowl (Pasadena, Calif.) | 42,117 |
| July 21, 2005 | Honduras (gc) | 2-1 W | Giants Stadium (East Rutherford, N.J.) | 41,721 |
| June 16, 1991 | A.C. Milan | 1-1 T | Soldier Field (Chicago, Ill.) | 41,541 |
| July 5, 1991 | Mexico (gc) | 2-0 W | L.A. Coliseum (Los Angeles, Calif.) | 41,103 |
| June 11, 2013 | Panama (wcq) | 2-0 W | CenturyLink Field (Seattle, Wash.) | 40,847 |
| June 4, 2005 | Costa Rica (wcq) | 3-0 W | Rice-Eccles Stadium (Salt Lake City, Utah) | 40,586 |
| Dec. 14, 1996 | Costa Rica (wcq) | 2-0 W | Stanford Stadium (Palo Alto, Calif.) | 40,527 |
| Oct. 7, 2001 | Jamaica (wcq) | 2-1 W | Foxborough Stadium (Foxborough, Mass.) | 40,483 |
| Sept. 11, 2018 | Mexico | 1-0 W | Nissan Stadium (Nashville, Tenn.) | 40,194 |
| June 13, 1999 | Argentina | 1-0 W | RFK Stadium (Washington, D.C.) | 40,119 |
| July 7, 1991 | Honduras (gc) | 0-0 T (4-3 pk) | L.A. Coliseum (Los Angeles, Calif.) | 39,873 |
| June 7, 2016 | Costa Rica (ca) | 4-0 W | Soldier Field (Chicago, Ill.) | 39,642 |
| July 11, 2004 | Poland | 1-1 T | Soldier Field (Chicago, Ill.) | 39,529 |

(wc) 1994 World Cup

(o) Olympics

(gc) Gold Cup

(wcq) World Cup qualifying

(cc) CONCACAF Cup

(ca) Copa America Centenario

+ U.S. Under-23 Men's National Team

List does not include Women's World Cup / MLS doubleheader on July 4, 1999

See the U.S. Women's National Team Media Guide for All-Time Largest Women's Crowds

USMNT

MNT HISTORY

WORLD CUP HISTORY

PROGRAMS

COMPETITIONS

U.S. HISTORY & INFO

U.S. Men's National Team - Team Records

ALL-TIME RECORDS

Most consecutive wins (overall)
12; 6/2/13 – 8/14/13

Most consecutive wins (in the USA)
13; 6/2/13 – 2/1/14

Most consecutive wins (outside the USA)
3 (four times)
10/17/07 – 3/26/08
6/22/08-9/6/08
11/15/11-2/29/12
5/22/16-10/7/16

Most consecutive games unbeaten (overall)
16; 3/13/04 – 3/19/05

Most consecutive games unbeaten (in the USA)
16; 1/19/08 – 7/23/09
15; 6/4/05 – 4/11/06
14; 6/13/99 – 1/27/01

Most consecutive games unbeaten (outside the USA)
6; 3/31/04 – 2/9/05

Most consecutive losses (overall)
12; 10/16/73 – 8/25/75

Most consecutive losses (in the USA)
5; 6/19/49 – 5/28/59

Most consecutive losses (outside the USA)
11; 10/16/73 – 8/25/75

Most consecutive shutouts earned (overall)
6; 6/8/08 – 9/10/08

Most consecutive shutouts against (overall)
5; 11/18/90 – 2/21/91

MATCH RECORDS

Most goals scored
8 (two times)
11/14/93, USA 8, Cayman Islands 1
6/15/08, USA 8, Barbados 0*

Most goals scored, defeat
3 (four times)
8/17/30 – USA 3, Brazil 4
9/19/37 – USA 3, Mexico 7
6/8/53 – USA 3, England 6
6/13/93 – USA 3, Germany 4

Most goals allowed
11 (two times)
5/30/28 – USA 2, Argentina 11 ++
8/6/48 – USA 0 Norway 11

Most goals allowed, win
3 (five times)
10/20/68 – USA 6, Haiti 3
10/8/95 – USA 4, Saudi Arabia 3
6/2/13 – USA 4, Germany 3
8/14/13 – USA 4, Bosnia-Herzegovina 3
6/5/15 – USA 4, Netherlands 3

Most goals both teams
13; 5/20/28 – USA 2, Argentina 11 ++

Largest margin of victory
8; 6/15/08 – USA 8, Barbados 0*

Largest margin of victory, shutout
8; 6/15/08 – USA 8, Barbados 0*

Largest margin of defeat
11; 8/6/48 – USA 0 Norway 11

Largest margin of defeat, shutout
11; 8/6/48 – USA 0 Norway 11

SEASON RECORDS

Most international matches played
34; 1993

Most wins
16; 2013

Most losses
11; 1990

Most ties
11; 1993

Most consecutive wins
12; 2013

Most consecutive losses
5; 1975, 2007

U.S. Men's National Team - Individual Records

USMNT
MNT HISTORY
WORLD CUP HISTORY
PROGRAMS
COMPETITIONS
U.S. HISTORY & INFO

MATCH RECORDS

Most goals

4 (four times)
Archie Stark, 11/8/25 vs. Canada
Aldo "Buff" Donelli, 5/24/34 vs. Mexico *
Joe-Max Moore, 12/5/93 vs. El Salvador
Landon Donovan, 7/19/03 vs. Cuba

Most assists

3 (four times)
Cobi Jones,
11/14/93 vs. Cayman Islands
Landon Donovan,
4/1/09 vs. Trinidad & Tobago *
Landon Donovan,
7/21/13 vs. El Salvador
Jordan Morris,
10/11/19 vs. Cuba &

SEASON RECORDS

Most games played

30; Cobi Jones, 1993

Most games played in debut year

19 (two times)
Claudio Reyna, 1994
Gyasi Zardes, 2015

Most consecutive games

21 (two times)
Marcelo Balboa, 1992
Mike Windischmann, 1990

Most games started

26; Chris Henderson, 1993

Most consecutive starts

21; Marcelo Balboa, 1992

Most goals

9 (three times)
Eric Wynalda, 1996
Landon Donovan, 2007
Clint Dempsey, 2015

Most assists

10; Landon Donovan, 2009

Most shutouts

8; Kasey Keller, 2005

CAREER RECORDS

Most games played

164; Cobi Jones, 1992-2004

Most consecutive games played

36; Mike Windischmann,
7/13/88 – 11/21/90

Most consecutive games started

33; Mike Windischmann,
7/13/88 – 9/15/90

Most consecutive appearances scoring a goal

5; Jozy Altidore, 6/2/13 – 8/14/13
4 (six times)
William Looby, 1/14/54 – 8/25/55
Eric Wynalda, 6/16/96 – 11/10/96
Brian McBride, 6/11/00 – 1/27/01
Eddie Johnson, 10/9/04 – 2/9/05
Landon Donovan, 6/4/05 – 7/9/05
Landon Donovan, 6/12/07 – 6/24/07

Most consecutive appearances with an assist

4 (two times)
Landon Donovan,
6/13/04-8/18/04
Landon Donovan,
8/12/09-10/10/09

Most games started

142; Landon Donovan,
2000-2014

Most goals

57; Landon Donovan,
2000-2014

Most assists

58; Landon Donovan,
2000-2014

Most shutouts

47; Kasey Keller, 1990-2007

* FIFA World Cup qualifier

++ Olympics (prior to 1930,
Olympic caps counted as
full caps)

& Concacaf Nations League

Assists and points have been
recorded since 1990

U.S. Men's National Team - Statistical Breakdown - Team

MOST GOALS SCORED IN A GAME

Eight-Goal Games (2)

11/14/93 vs. Cayman Islands (8-1)
6/15/08 vs. Barbados (8-0) *

Seven-Goal Games (3)

12/5/93 vs. El Salvador (7-0)
8/16/00 vs. Barbados (7-0) *
10/11/19 vs. Cuba (7-0) &

Six-Goal Games (15)

11/8/25 vs. Canada (6-1)
11/6/26 vs. Canada (6-1)
10/20/68 @ Haiti (6-3)
11/2/68 vs. Bermuda (6-2) *
10/13/04 vs. Panama (6-0) *
10/11/08 vs. Cuba (6-1) *
7/5/13 vs. Guatemala (6-0)
7/9/13 vs. Belize (6-1)
7/18/15 vs. Cuba (6-0) ^
11/13/15 vs. St. Vincent and the Grenadines (6-1) *
9/2/16 at St. Vincent and the Grenadines (6-0) *
3/24/17 vs. Honduras (6-0) *
6/22/19 vs. Trinidad & Tobago ^
11/16/20 vs. Panama (6-2)
12/9/20 vs. El Salvador (6-0)

Five-Goal Games (10)

9/21/49 n. Cuba (5-2) *
12/12/79 vs. Bermuda (5-0)
8/13/88 vs. Jamaica (5-1) *
4/4/92 vs. China (5-0)
10/19/92 n. Ivory Coast (5-2)
5/16/02 vs. Jamaica (5-0)
7/19/03 vs. Cuba (5-0)
1/29/06 vs. Norway (5-0)
5/26/12 vs. Scotland (5-1)
7/21/13 vs. El Salvador (5-1)

Four-Goal Games (30)

5/24/34 n. Mexico (4-2) *
10/6/84 vs. Neth. Antilles (4-0) *
4/8/90 vs. Iceland (4-1)
5/30/90 @ Liechtenstein (4-1)
5/7/94 vs. Estonia (4-0)
6/18/95 vs. Mexico (4-0)
10/8/95 vs. Saudi Arabia (4-3)
11/16/97 vs. El Salvador (4-2) *
6/3/00 vs. South Africa (4-0)
11/15/00 @ Barbados (4-0) *
1/27/02 vs. El Salvador (4-0)
3/2/02 vs. Honduras (4-0)
1/19/03 vs. Canada (4-0)
6/2/04 vs. Honduras (4-0)
7/7/05 vs. Cuba (4-1)
2/19/06 vs. Guatemala (4-0)
6/2/07 vs. China (4-1)
6/12/07 vs. El Salvador (4-0)
7/4/09 vs. Grenada (4-0)
6/2/13 vs. Germany (4-3)
8/14/13 vs. Bosnia-Herzegovina (4-3)
7/3/15 vs. Guatemala (4-0)
3/29/16 vs. Guatemala (4-0) *
5/28/16 vs. Bolivia (4-0)
6/7/16 vs. Costa Rica (4-0)+
9/6/16 vs. Trinidad & Tobago (4-0) *
10/6/17 vs. Panama (4-0) *
6/18/19 vs. Guyana (4-0) ^
11/15/19 vs. Canada (4-1) &
11/19/19 vs. Cuba (4-0) W &

MOST GOALS ALLOWED IN A GAME

Eleven-Goal Games Against (2)

5/30/28 n. Argentina (2-11) ++
8/6/48 @ Norway (0-11)

Ten-Goal Games Against (1)

5/27/64 vs. England (0-10)

Nine-Goal Games Against (2)

8/2/48 vs. Italy (0-9) ++
11/28/56 vs. Yugoslavia (1-9) ++

Eight-Goal Games Against (1)

7/16/52 vs. Italy (0-8) ++

Seven-Goal Games Against (4)

5/27/34 @ Italy (1-7) **
9/12/37 @ Mexico (2-7)
9/19/37 @ Mexico (3-7)
4/28/57 vs. Mexico (2-7) *

Six-Goal Games Against (8)

7/26/30 n. Argentina (1-6) **
9/4/49 @ Mexico (0-6) *
9/18/49 @ Mexico (2-6) *
4/30/52 @ Scotland (0-6)
6/8/53 vs. England (3-6)
4/7/57 @ Mexico (0-6) *
8/21/75 n. Argentina (0-6)
5/2/79 vs. France (0-6)

Five-Goal Games Against (11)

9/26/37 @ Mexico (1-5)
7/13/47 @ Mexico (0-5)
7/20/47 @ Cuba (2-5)
8/11/48 @ N. Ireland (0-5)
7/2/50 n. Chile (2-5) **
6/22/57 @ Canada (1-5) *
10/21/68 @ Haiti (2-5)
11/9/80 @ Mexico (1-5) *
6/16/85 vs. England (0-5)
6/10/90 n. Czechoslovakia (1-5) **
7/26/09 vs. Mexico (0-5)

Four-Goal Games Against

39 times

LARGEST MARGIN OF VICTORY

Eight-Goal Victories (1)

6/15/08 vs. Barbados (8-0) *

Seven-Goal Victories (4)

11/14/93 vs. Cayman Islands (8-1)
12/5/93 vs. El Salvador (7-0)
8/16/00 vs. Barbados (7-0) *
10/11/19 vs. Cuba (7-0) &

Six-Goal Victories (6)

10/13/04 vs. Panama (6-0) *
7/5/13 vs. Guatemala (6-0)
7/18/13 vs. Cuba (6-0) ^
9/2/16 @ St. Vincent and the Grenadines (6-0) *
3/24/16 vs. Honduras (6-0) W) *
6/22/19 vs. Trinidad & Tobago ^

Five-Goal Victories (10)

11/8/25 vs. Canada (6-1)
11/6/26 vs. Canada (6-1)
12/12/79 vs. Bermuda (5-0)
4/4/92 vs. China (5-0)
5/16/02 vs. Jamaica (5-0)
7/19/03 vs. Cuba (5-0)
1/29/06 vs. Norway (5-0)
10/11/08 vs. Cuba (6-1) *
7/9/13 vs. Belize (6-1)
11/13/15 vs. St. Vincent and the Grenadines (6-1) *

Four-Goal Victories (24)

11/2/68 vs. Bermuda (6-2) *
10/6/84 vs. Netherlands Antilles (4-0) *
8/13/88 vs. Jamaica (5-1) *
5/7/94 vs. Estonia (4-0)
6/18/95 vs. Mexico (4-0)
6/3/00 vs. South Africa (4-0)
11/15/00 @ Barbados (4-0) *
1/27/02 vs. El Salvador (4-0)
3/2/02 vs. Honduras (4-0)
1/19/03 vs. Canada (4-0)
6/2/04 vs. Honduras (4-0)
2/19/06 vs. Guatemala (4-0)
6/12/07 vs. El Salvador (4-0)
7/4/09 vs. Grenada (4-0)
5/26/12 vs. Scotland (5-1)
7/21/13 vs. El Salvador (5-1)
7/3/15 vs. Guatemala (4-0)
3/29/16 vs. Guatemala (4-0) *
5/28/16 vs. Bolivia (4-0)
6/7/16 vs. Costa Rica (4-0)+
9/6/16 vs. Trinidad & Tobago (4-0) *
10/6/17 vs. Panama (4-0) W) *
6/18/19 vs. Guyana (4-0) W) ^
11/19/19 vs. Cuba (4-0) W &

LARGEST MARGIN OF DEFEAT

Eleven-Goal Defeats (1)

8/6/48 @ Norway (0-11)

Ten-Goal Defeats (1)

5/27/64 vs. England (0-10)

Nine-Goal Defeats (2)

5/30/28 n. Argentina (2-11) ++
8/2/48 vs. Italy (0-9) ++

Eight-Goal Defeats (2)

7/16/52 vs. Italy (0-8) ++
11/28/56 vs. Yugoslavia (1-9) ++

Seven-Goal Defeats (2)

5/28/59 vs. England (1-8)
3/26/75 @ Poland (0-7)

Six-Goal Defeats (6)

5/27/34 @ Italy (1-7) **
9/4/49 @ Mexico (0-6) *
4/30/52 @ Scotland (0-6)
4/7/57 @ Mexico (0-6) *
8/21/75 n. Argentina (0-6)
5/2/79 vs. France (0-6)

Five-Goal Defeats (7)

7/26/30 n. Argentina (1-6) **
9/12/37 @ Mexico (2-7)
7/13/47 n. Mexico (0-5)
8/11/48 @ N. Ireland (0-5)
4/28/57 vs. Mexico (2-7) *
6/16/85 vs. England (0-5)
7/26/09 vs. Mexico (0-5)

Four-Goal Defeats

18 times

U.S. Men's National Team - Statistical Breakdown - Individual

**MOST GOALS
SCORED IN A GAME**

Four-Goal Games (4)

Archie Stark;
11/8/25 vs. Canada (6-1)
Aldo "Buff" Donelli;
5/24/34 n. Mexico (4-2) *
Joe-Max Moore;
12/5/93 vs. El Salvador (7-0)
Landon Donovan;
7/19/03 vs. Cuba (5-0)

Three-Goal Games (14)

Bert Patenaude;
7/17/30 n. Paraguay (3-0) **
Peter Millar;
10/20/68 @ Haiti (6-3)
Peter Millar;
11/2/68 vs. Bermuda (6-2) *
Brian McBride;
1/27/02 vs. El Salvador (4-0)
Eddie Johnson;
10/13/04 vs. Panama (6-0) *
Taylor Twellman;
1/29/06 vs. Norway (5-0)
Landon Donovan;
3/25/07 vs. Ecuador (3-1)
Sacha Kljestan;
1/24/09 vs. Sweden (3-2)
Jozy Altidore;
4/1/09 vs. Trinidad & Tobago (3-0) *
Landon Donovan;
5/26/12 vs. Scotland (5-1)
Chris Wondolowski;
7/9/13 vs. Belize (6-1)
Jozy Altidore;
8/14/13 @ Bosnia-Herzegovina (4-3)
Clint Dempsey;
1/18/15 vs. Cuba (6-0) ^
Clint Dempsey;
3/24/17 vs. Honduras (6-0 W) *

KEY: vs. indicates U.S. at home
@ indicates U.S. at opponent
n. indicates neutral venue
* FIFA World Cup qualifier
** FIFA World Cup
++ Olympics (1956 and earlier)

USMNT

MNT HISTORY

WORLD CUP HISTORY

PROGRAMS

COMPETITIONS

U.S. HISTORY & INFO

U.S. Men's National Team - Statistical Breakdown - Individual

MOST FREQUENT U.S. OPPONENTS

| | |
|-----------------------|----|
| OVERALL | |
| Mexico | 70 |
| Costa Rica | 39 |
| Canada | 35 |
| Guatemala | 27 |
| Jamaica | 27 |
| Trinidad & Tobago | 26 |
| Honduras | 25 |
| El Salvador | 24 |
| Panama | 23 |
| Colombia | 20 |
| Brazil | 19 |
| Haiti | 17 |
| Poland | 17 |
| AFRICA | |
| Ghana | 4 |
| Morocco | 3 |
| South Africa | 3 |
| ASIA | |
| China PR | 8 |
| Korea Republic | 7 |
| Saudi Arabia | 6 |
| EUROPE | |
| Poland | 17 |
| Italy | 12 |
| Germany | 11 |
| England | 11 |
| Ireland | 10 |
| SOUTH AMERICAN | |
| Colombia | 20 |
| Brazil | 19 |
| Ecuador | 15 |
| Argentina | 11 |
| Chile | 11 |

MOST WINS AGAINST

| | |
|-------------------|-------------|
| Opponent | Wins |
| Mexico | 19 |
| El Salvador | 18 |
| Trinidad & Tobago | 18 |
| Costa Rica | 17 |
| Honduras | 16 |
| Panama | 16 |
| Guatemala | 15 |
| Jamaica | 15 |
| Canada | 14 |
| Cuba | 11 |
| Poland | 7 |

MOST LOSSES TO

| | |
|-----------------|---------------|
| Opponent | Losses |
| Mexico | 36 |
| Brazil | 18 |
| Costa Rica | 16 |
| Colombia | 13 |
| Canada | 9 |
| Italy | 8 |
| England | 8 |
| Germany | 7 |
| Poland | 7 |
| Argentina | 7 |
| Haiti | 6 |
| Ireland | 6 |

YEARLY BESTS

| | |
|---------------------|------------------------|
| Games Played | Goals Per Game* |
| 1993 34 | 2013 2.21 |
| 1994 27 | 2008 2.14 |
| 2009 24 | 2019 2.11 |
| 2013 23 | 2015 2.10 |
| 1990 22 | 2000 2.00 |
| 1992 21 | 2016 1.94 |
| | 2004 1.87 |
| Wins | 2009 1.79 |
| 2013 16 | 2017 1.79 |
| 2009 13 | 2003 1.75 |
| 2005 13 | 1996 1.75 |
| 2007 12 | |
| 2002 12 | Goals Against |
| 2016 12 | Per Game* |
| 2019 11 | 2008 0.57 |
| 2003 10 | 1989 0.58 |
| 1996 10 | 2004 0.60 |
| 1993 10 | 2005 0.60 |
| 2015 10 | 2003 0.63 |
| 2017 10 | |
| Losses | Winning |
| 1993 13 | Percentage* |
| 1992 11 | 2013 .761 |
| 1990 11 | 2012 .750 |
| 1994 9 | 2007 .750 |
| 1973 9 | 2004 .733 |
| | 2008 .714 |
| Ties | 2017 .710 |
| 1994 11 | 2000 .706 |
| 1993 11 | |
| 2017 7 | |
| 1997 7 | |
| 2004 6 | |
| 2000 6 | |

* Minimum of 10 games played

FIRST CAP, FIRST SHUTOUT HISTORY

| | | | |
|----------------|---------------|------------------------|--------------|
| Date | Name | Opponent | Score |
| May 25, 1924 | James Douglas | n. Estonia (at France) | 1-0 W |
| Nov. 12, 1976 | Alan Mayer | at Haiti | 0-0 T |
| Feb. 5, 1986 | David Vanole | v. Canada | 0-0 T |
| June 16, 1987 | Jeff Duback | n. Thailand (at Korea) | 1-0 W |
| Sept. 3, 1992 | Brad Friedel | at Canada | 2-0 W |
| March 10, 2002 | Tim Howard | v. Ecuador | 1-0 W |
| March 9, 2005 | Jon Busch | v. Colombia | 3-0 W |
| Jan. 22, 2006 | Matt Reis | v. Canada | 0-0 T |
| Jan. 21, 2012 | Bill Hamid | v. Venezuela | 1-0 W |
| Feb. 5, 2016 | David Bingham | v. Canada | 1-0 W |
| Oct. 7, 2016 | Ethan Horvath | at Cuba | 2-0 W |
| May 28, 2018 | Alex Bono | v. Bolivia | 3-0 W |

YOUNGEST PLAYERS TO EARN A CAP (MODERN ERA)

| | | | | |
|-------------------|--------------------|----------------|------------------|--------------|
| Name | Age | Date | Opponent | Score |
| Freddy Adu | 16 years, 234 days | Jan. 22, 2006 | v. Canada | 0-0 T |
| Mike Slivinski | 16 years, 318 days | Sept. 14, 1991 | v. Jamaica | 1-0 W |
| Mark Jonas | 16 years, 332 days | Sept. 14, 1991 | v. Jamaica | 1-0 W |
| Nelson Vargas | 17 years, 39 days | Sept. 14, 1991 | v. Jamaica | 1-0 W |
| Maurice Ligeon | 17 years, 47 days | Oct. 19, 1994 | vs. Saudi Arabia | 1-2 L |
| Bobby Convey | 17 years, 151 days | Oct. 25, 2000 | v. Mexico | 2-0 W |
| Christian Pulisic | 17 years, 193 days | March 29, 2016 | v. Guatemala | 4-0 W |

U.S. Men's National Team History

FIRST CAP, FIRST GOAL HISTORY

| Date | Name | Opponent | Score |
|----------------|------------------------|-------------------------------|--------|
| Aug. 20, 1916 | Harry Cooper | at Sweden | 3-2 W |
| Aug. 20, 1916 | Charles Ellis | at Sweden | 3-2 W |
| Aug. 20, 1916 | Charles Harry Spalding | at Sweden | 3-2 W |
| May 25, 1924 | Andy Straden | n. Estonia (at France) | 1-0 W |
| June 16, 1924 | James Rhody | at Republic of Ireland | 1-3 L |
| Nov. 6, 1926 | Jock Marshall | v. Canada | 6-1 W |
| Nov. 6, 1926 | Andy Auld | v. Canada | 6-1 W |
| May 30, 1928 | Rudolf Kuntner | n. Argentina (at Netherlands) | 2-11 L |
| May 30, 1928 | Henry Carroll | n. Argentina (at Netherlands) | 2-11 L |
| July 13, 1930 | Bert Patenaude | v. Belgium (at Uruguay) | 3-0 W |
| July 13, 1930 | Bart McGhee | v. Belgium (at Uruguay) | 3-0 W |
| May 24, 1934 | Aldo Donelli | v. Mexico (at Italy) | 4-2 W |
| Sept. 12, 1937 | John McEwan | at Mexico | 2-7 L |
| Sept. 12, 1937 | Alexander Rae | at Mexico | 2-7 L |
| June 8, 1953 | George Atheneos | v. England | 3-6 L |
| June 8, 1953 | Otto Decker | v. England | 3-6 L |
| Nov. 28, 1956 | Al Zerhusen | v. Yugoslavia (at Australia) | 1-9 L |
| Nov. 6, 1960 | Helmut Bicek | v. Mexico | 3-3 T |
| Nov. 6, 1960 | Karl Fister | v. Mexico | 3-3 T |
| March 7, 1965 | Walter Shmotolocha | v. Mexico | 2-2 T |
| Sept. 15, 1968 | Peter Millar | v. Israel | 3-3 T |
| Aug. 20, 1972 | Rudy Getzinger | v. Canada | 2-3 L |
| Aug. 12, 1973 | Al Trost | v. Poland | 1-0 W |
| Sept. 9, 1973 | Ben Brewster | v. Bermuda | 1-0 W |
| Sept. 5, 1974 | Dennis Vaninger | v. Mexico | 1-3 L |
| Aug. 19, 1975 | Henry McCully | v. Costa Rica | 1-3 L |
| Sept. 24, 1976 | Boris Bandov | at Canada | 1-1 T |
| Oct. 20, 1976 | Miro Rys | v. Canada | 2-0 W |
| Sept. 15, 1977 | Rick Davis | at El Salvador | 2-1 W |
| Sept. 15, 1977 | Greg Villa | at El Salvador | 2-1 W |
| Oct. 9, 1984 | Jeff Hooker | v. El Salvador | 3-1 W |
| Oct. 9, 1984 | Jacques Ladouceur | v. El Salvador | 3-1 W |
| June 8, 1987 | Ted Hantak | n. Egypt (at Korea) | 1-3 L |
| June 14, 1988 | Rob Ryerson | v. Costa Rica | 1-0 W |
| March 12, 1991 | Dante Washington | v. Mexico | 2-2 T |
| Sept. 8, 1999 | Chris Albright | at Jamaica | 2-2 T |
| Oct. 25, 2000 | Landon Donovan | v. Mexico | 2-0 W |
| Oct. 9, 2004 | Eddie Johnson | at El Salvador | 2-0 W |
| March 9, 2005 | Chad Marshall | v. Colombia | 3-0 W |
| Jan. 20, 2007 | Jonathan Bornstein | v. Denmark | 3-1 W |
| Jan. 20, 2007 | Kenny Cooper | v. Denmark | 3-1 W |
| Jan. 19, 2008 | Eddie Robinson | v. Sweden | 2-0 W |
| July 4, 2009 | Stuart Holden | v. Grenada | 4-0 W |
| Nov. 17, 2010 | Juan Agudelo | at South Africa | 1-0 W |
| May 22, 2016 | Paul Arriola | at Puerto Rico | 3-1 W |
| July 1, 2017 | Dom Dwyer | vs. Ghana | 2-1 W |
| Nov. 14, 2017 | Weston McKennie | at Portugal | 1-1 T |
| May 28, 2018 | Josh Sargent | vs. Bolivia | 3-0 W |
| Jan. 27, 2019 | Djordje Mihailovic | vs. Panama | 3-0 W |
| Jan. 27, 2019 | Christian Ramirez | vs. Panama | 3-0 W |

Note: 55 players in the history of the U.S. Men's National Team have scored goals in their U.S. debut

YOUNGEST PLAYERS TO SCORE A GOAL (MODERN ERA)

| Name | Age | Date | Opponent | Score |
|-------------------|--------------------|---------------|--------------|-------|
| Christian Pulisic | 17 years, 253 days | May 28, 2016 | Bolivia | 4-0 W |
| Juan Agudelo | 17 years, 359 days | Nov. 17, 2010 | South Africa | 1-0 W |
| Gio Reyna | 18 years, 3 days | Nov. 16, 2020 | Panama | 6-2 W |
| Jozy Altidore | 18 years, 94 days | Feb. 6, 2008 | Mexico | 2-2 T |
| Tim Weah | 18 years, 95 days | May 28, 2018 | Bolivia | 3-0 W |
| Josh Sargent | 18 years, 97 days | May 28, 2018 | Bolivia | 3-0 W |
| Landon Donovan | 18 years, 235 days | Oct. 25, 2000 | Mexico | 2-0 W |

USMNT
MNT HISTORY
WORLD CUP HISTORY
PROGRAMS
COMPETITIONS
U.S. HISTORY & INFO

U.S. Against the FIFA Rankings Top 10

SINCE FIFA RANKINGS BEGAN IN AUGUST 1993

Record vs. Top 10: 18-41-12

Record vs. Top 5: 10-30-5

Record vs. No. 1: 3-9-1

| Date | Rank | Opponent | Result | Location |
|----------------|------|-------------------|----------------|----------------------------|
| Sept. 8, 1993 | 9 | Norway | 0-1 L | Oslo, Norway |
| Dec. 18, 1993 | 3 | Germany | 0-3 L | Palo Alto, Calif. |
| Jan. 15, 1994 | 4 | Norway | 2-1 W | Tempe, Ariz. |
| Feb. 10, 1994 | 6 | Denmark | 0-0 T (2-4 PK) | Hong Kong |
| Feb. 20, 1994 | 10 | Sweden | 1-3 L | Miami, Fla. |
| June 26, 1994 | 7 | Romania ** | 0-1 L | Pasadena, Calif. |
| July 4, 1994 | 3 | Brazil ** | 0-1 L | Palo Alto, Calif. |
| June 18, 1995 | 7 | Mexico | 4-0 W | Washington, D.C. |
| July 14, 1995 | 10 | Argentina @ | 3-0 W | Paysandu, Uruguay |
| July 17, 1995 | 7 | Mexico | 0-0 T (4-1 PK) | Paysandu, Uruguay |
| July 20, 1995 | 1 | Brazil @ | 0-1 L | Maldonado, Uruguay |
| Jan. 18, 1996 | 1 | Brazil ^ | 0-1 L | Los Angeles, Calif. |
| Jan. 22, 1997 | 6 | Denmark | 1-4 L | Pasadena, Calif. |
| Nov. 2, 1997 | 10 | Mexico * | 0-0 T | Mexico City, Mexico |
| Feb. 10, 1998 | 1 | Brazil ^ | 1-0 W | Los Angeles, Calif. |
| Feb. 15, 1998 | 5 | Mexico ^ | 0-1 L | Los Angeles, Calif. |
| June 15, 1998 | 2 | Germany ** | 0-2 L | Paris, France |
| Feb. 6, 1999 | 5 | Germany | 3-0 W | Jacksonville, Fla. |
| June 13, 1999 | 7 | Argentina | 1-0 W | Washington, D.C. |
| July 28, 1999 | 1 | Brazil # | 0-1 L | Guadalajara, Mexico |
| July 30, 1999 | 5 | Germany # | 2-0 W | Guadalajara, Mexico |
| June 11, 2000 | 8 | Mexico | 3-0 W | East Rutherford, N.J. |
| March 3, 2001 | 1 | Brazil | 1-2 L | Pasadena, Calif. |
| Feb. 13, 2002 | 6 | Italy | 0-1 L | Catania, Italy |
| March 27, 2002 | 10 | Germany | 2-4 L | Rostock, Germany |
| April 3, 2002 | 8 | Mexico | 1-0 W | Denver, Colo. |
| May 19, 2002 | 9 | Netherlands | 0-2 L | Foxborough, Mass. |
| June 5, 2002 | 5 | Portugal ** | 3-2 W | Suwon, South Korea |
| June 17, 2002 | 7 | Mexico ** | 2-0 W | Jeongu, South Korea |
| Feb. 8, 2003 | 5 | Argentina | 0-1 L | Miami, Fla. |
| May 8, 2003 | 9 | Mexico | 0-0 T | Houston, Texas |
| June 19, 2003 | 8 | Turkey # | 1-2 L | St. Etienne, France |
| June 21, 2003 | 1 | Brazil # | 0-1 L | Lyon, France |
| July 23, 2003 | 1 | Brazil ^ | 1-2 L (OT) | Miami, Fla. |
| Feb. 18, 2004 | 4 | Netherlands | 0-1 L | Amsterdam, Holland |
| April 28, 2004 | 4 | Mexico | 1-0 W | Dallas, Texas |
| March 27, 2005 | 6 | Mexico * | 1-2 L | Mexico City, Mexico |
| May 28, 2005 | 6 | England | 1-2 L | Chicago, Ill. |
| Sept. 3, 2005 | 5 | Mexico * | 2-0 W | Columbus, Ohio |
| June 12, 2006 | 2 | Czech Republic ** | 0-3 L | Gelsenkirchen, Germany |
| June 28, 2007 | 5 | Argentina @ | 1-4 L | Maracaibo, Venezuela |
| Sept. 7, 2007 | 1 | Brazil | 2-4 L | Chicago, Ill. |
| June 4, 2008 | 4 | Spain | 0-1 L | Santander, Spain |
| June 8, 2008 | 1 | Argentina | 0-0 T | East Rutherford, N.J. |
| June 15, 2009 | 4 | Italy # | 1-3 L | Pretoria, South Africa |
| June 18, 2009 | 5 | Brazil # | 0-3 L | Pretoria, South Africa |
| June 24, 2009 | 1 | Spain # | 2-0 W | Bloemfontein, South Africa |
| June 28, 2009 | 5 | Brazil # | 2-3 L | Johannesburg, South Africa |
| March 3, 2010 | 3 | Netherlands | 1-2 L | Amsterdam, Netherlands |
| June 12, 2010 | 8 | England ** | 1-1 T | Rustenburg, South Africa |
| Aug. 10, 2010 | 3 | Brazil | 0-2 L | East Rutherford, N.J. |
| March 26, 2011 | 4 | Argentina | 1-1 T | East Rutherford, N.J. |
| June 4, 2011 | 1 | Spain | 0-4 L | Foxborough, Mass. |
| Feb. 29, 2012 | 8 | Italy | 1-0 W | Genoa, Italy |
| May 30, 2012 | 6 | Brazil | 1-4 L | Landover, Md. |
| Nov. 14, 2012 | 9 | Russia | 2-2 T | Krasnodar, Russia |
| June 2, 2013 | 2 | Germany | 4-3 W | Washington, D.C. |
| June 22, 2014 | 4 | Portugal ** | 2-2 T | Manaus, Brazil |
| June 26, 2014 | 2 | Germany ** | 0-1 L | Recife, Brazil |
| Nov. 14, 2014 | 3 | Colombia | 1-2 L | London, England |
| June 5, 2015 | 6 | Netherlands | 4-3 W | Amsterdam, Netherlands |
| June 10, 2015 | 1 | Germany | 2-1 W | Cologne, Germany |
| Sept. 8, 2015 | 5 | Brazil | 1-4 L | Foxborough, Mass. |
| June 3, 2016 | 3 | Colombia @ | 0-2 L | Santa Clara, Calif. |
| June 21, 2016 | 1 | Argentina @ | 0-4 L | Houston, Texas |
| June 25, 2016 | 3 | Colombia @ | 0-1 L | Glendale, Ariz. |
| Nov. 14, 2017 | 3 | Portugal | 1-1 T | Leiria, Portugal |
| June 9, 2018 | 7 | France | 1-1 T | Lyon, France |
| Sept. 7, 2018 | 3 | Brazil | 0-2 L | East Rutherford, N.J. |
| Nov. 15, 2018 | 5 | England | 0-3 L | London, England |
| Sept. 10, 2019 | 5 | Uruguay | 1-1 T | St. Louis, Mo. |

* FIFA World Cup qualifier * FIFA World Cup ^ Concacaf Gold Cup @ CONMEBOL Copa America # FIFA Confederations Cup

WORLD CUP HISTORY 151



ALL-TIME U.S. MEN'S NATIONAL TEAM FIFA WORLD CUP RESULTS

The U.S. Men's National Team qualified for seven straight FIFA World Cups between 1990 and 2014, and 10 overall since the tournament's inception in 1930.

Most recently, the U.S. put on a spirited display at the 2014 World Cup in Brazil, escaping the 'Group of Death' that contained nemesis Ghana, European power Portugal and eventual world champions Germany, before falling 2-1 after extra time to a seeded Belgium side.

In South Africa in 2010, the U.S. won its group for the first time in 80 years with ties against traditional power England and a talented Slovenia side in the first two matches. In the final minute of the final group match, the U.S. was locked in a scoreless tie with Algeria when Landon Donovan electrified a soccer nation by finishing a full-field counter attack with the most dramatic goal in U.S. Soccer history. The U.S. team would come from behind again in the Round of 16, taking Ghana to extra time in Rustenburg. But the African side prevailed with a 2-1 victory, mirroring the result in Germany four years prior.

The team's most successful recent World Cup experience came in 2002 in Korea/Japan, reaching the quarterfinals for the first time in 72 years before losing to eventual runners-up Germany. After opening group play with a stunning 3-2 victory against Portugal, the USA earned a 1-1 draw against the host Korea Republic, before closing out the first round with a 3-1 defeat to Poland. The second-place finish in Group D was enough to place the team in the Round of 16, where they squared off against arch-rival Mexico. The Americans famously blanked Mexico 2-0 to advance to the quarterfinals, but their run ended with a hard-fought defeat at the hands of Germany, 1-0.

The USA's 2002 success was followed by a disappointing first-round exit in Germany in 2006. Despite a three-games-and-out performance, the USA heroically drew 1-1 with eventual World Champion Italy with only nine men on the field in one of the team's greatest performances.

The U.S. appeared in the first two World Cups in 1930 and 1934, and made an appearance in 1950 before waiting 40 years to return to the world's stage in 1990.

Two of the USA's greatest victories in World Cup play prior to 2002 include a 1-0 win over powerful England on June 29, 1950, on a goal by Joe Gaetjens in Belo Horizonte, Brazil, and a 2-1 win at home against Colombia on June 22, 1994, with Earnie Stewart scoring the game-winner. The victory over England is still considered by many to be the greatest upset in World Cup history.

The 1990 World Cup marked the first time in 40 years that the U.S. team made it through the CONCACAF qualifying rounds. The U.S. squad captured the 24th and final position for Italia '90 by defeating Trinidad & Tobago 1-0 in the final match of CONCACAF qualifying.

As the host nation in 1994, the USA went one step further by advancing to the Round of 16, losing a 1-0 match to eventual world champion Brazil.

| World Cup Qualifying | | | |
|--------------------------|----------------------|-----------------------|------------------------|
| Overall: 77-41-36 | Home: 53-8-12 | Away: 22-32-22 | Neutral: 3-1-2 |
| World Cup | | | |
| Overall: 8-19-6 | Home: 1-2-1 | Away: 0-2-1 | Neutral: 7-15-4 |

(16) – Round of 16 (Q) – Quarterfinals (S) – Semifinals

RUSSIA 2018

QUALIFYING MATCHES – FINAL ROUND

| Date | Opponent | Result | U.S. Goal Scorers | Location |
|----------------|-------------------|--------|-----------------------------|--------------------------|
| Oct 10, 2017 | Trinidad & Tobago | 1-2 L | Pulisic | Couva, Trinidad |
| Oct. 6, 2017 | Panama | 4-0 W | Pulisic, Altidore (2), Wood | Orlando, Fla. |
| Sept. 5, 2017 | Honduras | 1-1 T | Wood | San Pedro Sula, Honduras |
| Sept. 1, 2017 | Costa Rica | 0-2 L | – | Harrison, N.J. |
| June 11, 2017 | Mexico | 1-1 T | Bradley | Mexico City, Mexico |
| June 8, 2017 | Trinidad & Tobago | 2-0 W | Pulisic (2) | Commerce City, Colo. |
| March 28, 2017 | Panama | 1-1 T | Dempsey | Panama City, Panama |
| March 24, 2017 | Honduras | 6-0 W | Lletget, Bradley | San Jose, Calif. |
| | | | Dempsey (3), Pulisic | |
| Nov. 15, 2016 | Costa Rica | 0-4 L | – | San Jose, Costa Rica |
| Nov. 11, 2016 | Mexico | 1-2 L | Wood | Columbus, Ohio |

QUALIFYING MATCHES – SEMIFINAL ROUND

| Date | Opponent | Result | U.S. Goal Scorers | Location |
|----------------|------------------------------|--------|---|---------------------------|
| Sept. 6, 2016 | Trinidad & Tobago | 4-0 W | Kljestan, Altidore (2), Arriola | Jacksonville, Fla. |
| Sept. 2, 2016 | St. Vincent & The Grenadines | 6-0 W | Wood, Besler, Altidore, Pulisic (2), Kljestan | Kingstown, St. Vincent |
| March 29, 2016 | Guatemala | 4-0 W | Dempsey, Cameron, Zusi, Altidore | Columbus, Ohio |
| March 25, 2016 | Guatemala | 0-2 L | – | Guatemala City, Guatemala |
| Nov. 17, 2015 | Trinidad & Tobago | 0-0 T | – | Port of Spain, Trinidad |
| Nov. 13, 2015 | St. Vincent & The Grenadines | 6-1 W | Altidore (2), Cameron, Wood, Johnson, Zardes | St. Louis, Mo. |

BRAZIL 2014

FINALS

| Date | Opponent | Result | U.S. Goal Scorers | Location |
|---------------|----------|---------------|-------------------|------------------|
| July 1, 2014 | Belgium | 1-2 L(ot)(16) | Green | Salvador, Brazil |
| June 26, 2014 | Germany | 0-1 L | – | Recife, Brazil |
| June 22, 2014 | Portugal | 2-2 T | Dempsey, Jones | Manaus, Brazil |
| June 16, 2014 | Ghana | 2-1 W | Dempsey, Brooks | Natal, Brazil |

QUALIFYING MATCHES – FINAL ROUND

| Date | Opponent | Result | U.S. Goal Scorers | Location |
|----------------|------------|--------|--------------------------|---------------------------|
| Oct. 15, 2013 | Panama | 3-2 W | Orozco, Zusi, Johannsson | Panama City, Panama |
| Oct. 11, 2013 | Jamaica | 2-0 W | Zusi, Altidore | Kansas City, Kan. |
| Sept. 10, 2013 | Mexico | 2-0 W | E. Johnson, Donovan | Columbus, Ohio |
| Sept. 6, 2013 | Costa Rica | 1-3 L | Dempsey | San Jose, Costa Rica |
| June 18, 2013 | Honduras | 1-0 W | Altidore | Sandy, Utah |
| June 11, 2013 | Panama | 2-0 W | Altidore, E. Johnson | Seattle, Wash. |
| June 7, 2013 | Jamaica | 2-1 W | Altidore, Evans | Kingston, Jamaica |
| March 26, 2013 | Mexico | 0-0 T | – | Mexico City, Mexico |
| March 22, 2013 | Costa Rica | 1-0 W | Dempsey | Commerce City, Colo. |
| Feb. 6, 2013 | Honduras | 1-2 L | Dempsey | San Pedro, Sula, Honduras |

QUALIFYING MATCHES – SEMIFINAL ROUND

| Date | Opponent | Result | U.S. Goal Scorers | Location |
|----------------|-------------------|--------|---------------------------|---------------------------|
| Oct. 16, 2012 | Guatemala | 3-1 W | Bocanegra, Dempsey (2) | Kansas City, Kan. |
| Oct. 12, 2012 | Antigua & Barbuda | 2-1 W | E. Johnson | North Sound, Antigua |
| Sept. 11, 2012 | Jamaica | 1-0 W | Gomez | Columbus, Ohio |
| Sept. 7, 2012 | Jamaica | 1-2 L | Dempsey | Kingston, Jamaica |
| June 12, 2012 | Guatemala | 1-1 T | Dempsey | Guatemala City, Guatemala |
| June 8, 2012 | Antigua & Barbuda | 3-1 W | Bocanegra, Dempsey, Gomez | Tampa, Fla. |

SOUTH AFRICA 2010

FINALS

| Date | Opponent | Result | U.S. Goal Scorers | Location |
|---------------|----------|-----------------|-------------------|----------------------------|
| June 26, 2010 | Ghana | 1-2 L (ot) (16) | Donovan | Rustenburg, South Africa |
| June 23, 2010 | Algeria | 1-0 W | Donovan | Pretoria, South Africa |
| June 18, 2010 | Slovenia | 2-2 T | Bradley, Donovan | Johannesburg, South Africa |
| June 12, 2010 | England | 1-1 T | Dempsey | Rustenburg, South Africa |

QUALIFYING MATCHES – FINAL ROUND

| Date | Opponent | Result | U.S. Goal Scorers | Location |
|----------------|-------------------|--------|--------------------|---------------------------|
| Oct. 14, 2009 | Costa Rica | 2-2 T | Bradley, Bornstein | Washington, D.C. |
| Oct. 10, 2009 | Honduras | 3-2 W | Casey (2), Donovan | San Pedro Sula, Honduras |
| Sept. 9, 2009 | Trinidad & Tobago | 1-0 W | Clark | Port of Spain, Trinidad |
| Sept. 5, 2009 | El Salvador | 2-1 W | Dempsey, Altidore | Sandy, Utah |
| Aug. 12, 2009 | Mexico | 1-2 L | Davies | Mexico City, Mexico |
| June 6, 2009 | Honduras | 2-1 W | Donovan, Bocanegra | Chicago, Ill. |
| June 3, 2009 | Costa Rica | 1-3 L | Donovan | San Jose, Costa Rica |
| April 1, 2009 | Trinidad & Tobago | 3-0 W | Altidore (3) | Nashville, Tenn. |
| March 28, 2009 | El Salvador | 2-2 T | Altidore, Hejduk | San Salvador, El Salvador |
| Feb. 11, 2009 | Mexico | 2-0 W | Bradley (2) | Columbus, Ohio |

QUALIFYING MATCHES – SEMIFINAL ROUND

| Date | Opponent | Result | U.S. Goal Scorers | Location |
|----------------|-------------------|--------|---|---------------------------|
| Nov. 19, 2008 | Guatemala | 2-0 W | Cooper, Adu | Commerce City, Co. |
| Oct. 15, 2008 | Trinidad & Tobago | 1-2 L | Davies | Port of Spain, Trinidad |
| Oct. 11, 2008 | Cuba | 6-1 W | Beasley (2), Donovan, Ching, Altidore, Onyewu | Washington, D.C. |
| Sept. 10, 2008 | Trinidad & Tobago | 3-0 W | Bradley, Dempsey, Ching | Bridgeview, Ill. |
| Sept. 6, 2008 | Cuba | 1-0 W | Dempsey | Havana, Cuba |
| Aug. 20, 2008 | Guatemala | 1-0 W | Bocanegra | Guatemala City, Guatemala |

QUALIFYING MATCHES – SECOND ROUND

| Date | Opponent | Result | U.S. Goal Scorers | Location |
|---------------|----------|--------|--|----------------------|
| June 22, 2008 | Barbados | 1-0 W | Lewis | Bridgetown, Barbados |
| June 15, 2008 | Barbados | 8-0 W | Dempsey (2), Bradley, Ching (2), Donovan, E. Johnson, own goal | Carson, Calif. |

GERMANY 2006

FINALS

| Date | Opponent | Result | U.S. Goal Scorers | Location |
|---------------|----------------|--------|-------------------|-------------------------|
| June 22, 2006 | Ghana | 1-2 L | Dempsey | Nuremberg, Germany |
| June 17, 2006 | Italy | 1-1 T | own goal | Kaiserslautern, Germany |
| June 12, 2006 | Czech Republic | 0-3 L | – | Gelsenkirchen, Germany |

QUALIFYING MATCHES – FINAL ROUND

| Date | Opponent | Result | U.S. Goal Scorers | Location |
|----------------|-------------------|--------|-----------------------------|-------------------------|
| Oct. 12, 2005 | Panama | 2-0 W | Martino, Twellman | Foxborough, Mass. |
| Oct. 8, 2005 | Costa Rica | 0-3 L | – | San Jose, Costa Rica |
| Sept. 7, 2005 | Guatemala | 0-0 T | – | Guatemala City, Guat. |
| Sept. 3, 2005 | Mexico | 2-0 W | Ralston, Beasley | Columbus, Ohio |
| Aug. 17, 2005 | Trinidad & Tobago | 1-0 W | McBride | East Hartford, Conn. |
| June 8, 2005 | Panama | 3-0 W | Bocanegra, Donovan, McBride | Panama City, Panama |
| June 4, 2005 | Costa Rica | 3-0 W | Donovan (2), McBride | Salt Lake City, Utah |
| March 30, 2005 | Guatemala | 2-0 W | E. Johnson, Ralston | Birmingham, Ala. |
| March 27, 2005 | Mexico | 1-2 L | Lewis | Mexico City, Mexico |
| Feb. 9, 2005 | Trinidad & Tobago | 2-1 W | Johnson, Lewis | Port of Spain, Trinidad |

QUALIFYING MATCHES – SEMIFINAL ROUND

| Date | Opponent | Result | U.S. Goal Scorers | Location |
|---------------|-------------|--------|---------------------------------------|---------------------------|
| Nov. 17, 2004 | Jamaica | 1-1 T | E. Johnson | Columbus, Ohio |
| Oct. 13, 2004 | Panama | 6-0 W | Donovan (2), E. Johnson (3), own goal | Washington, D.C. |
| Oct. 9, 2004 | El Salvador | 2-0 W | McBride, E. Johnson | San Salvador, El Salvador |
| Sept. 8, 2004 | Panama | 1-1 T | Jones | Panama City, Panama |
| Sept. 4, 2004 | El Salvador | 2-0 W | Ching, Donovan | Foxborough, Mass. |
| Aug. 18, 2004 | Jamaica | 1-1 T | Ching | Kingston, Jamaica |

QUALIFYING MATCHES – PRELIMINARY ROUND

| Date | Opponent | Result | U.S. Goal Scorers | Location |
|---------------|----------|--------|-------------------------|-----------------------|
| June 20, 2004 | Grenada | 3-2 W | Donovan, Wolff, Beasley | St. George's, Grenada |
| June 13, 2004 | Grenada | 3-0 W | Beasley (2), Vanney | Columbus, Ohio |

KOREA / JAPAN 2002

FINALS

| Date | Opponent | Result | U.S. Goal Scorers | Location |
|---------------|----------------|------------|----------------------------|-------------------------|
| June 21, 2002 | Germany | 0-1 L (Q) | – | Ulsan, Korea Republic |
| June 17, 2002 | Mexico | 2-0 W (16) | McBride, Donovan | Jeonju, Korea Republic |
| June 14, 2002 | Poland | 1-3 L | Donovan | Daejeon, Korea Republic |
| June 10, 2002 | Korea Republic | 1-1 T | Mathis | Daegu, Korea Republic |
| June 5, 2002 | Portugal | 3-2 W | O'Brien, own goal, McBride | Suwon, Korea Republic |

QUALIFYING MATCHES – FINAL ROUND

| Date | Opponent | Result | U.S. Goal Scorers | Location |
|---------------|-------------------|--------|-------------------|-------------------------|
| Nov. 11, 2001 | Trinidad & Tobago | 0-0 T | – | Port of Spain, Trinidad |
| Oct. 7, 2001 | Jamaica | 2-1 W | Moore (2) | Foxborough, Mass. |
| Sept. 5, 2001 | Costa Rica | 0-2 L | – | San Jose, Costa Rica |
| Sept. 1, 2001 | Honduras | 2-3 L | Stewart (2) | Washington, D.C. |
| July 1, 2001 | Mexico | 0-1 L | – | Mexico City, Mexico |

ALL-TIME WORLD CUP RESULTS

155

USMNT

MNT HISTORY

WORLD CUP HISTORY

PROGRAMS

COMPETITIONS

U.S. HISTORY & INFO

| | | | | |
|----------------|-------------------|-------|-----------------|-----------------------|
| June 20, 2001 | Trinidad & Tobago | 2-0 W | Razov, Stewart | Foxborough, Mass. |
| June 16, 2001 | Jamaica | 0-0 T | – | Kingston, Jamaica |
| April 25, 2001 | Costa Rica | 1-0 W | Wolff | Kansas City, Mo. |
| March 28, 2001 | Honduras | 2-1 W | Stewart, Mathis | San Pedro Sula, Hond. |
| Feb. 28, 2001 | Mexico | 2-0 W | Wolff, Stewart | Columbus, Ohio |

QUALIFYING MATCHES – SEMIFINAL ROUND

| Date | Opponent | Result | U.S. Goal Scorers | Location |
|---------------|------------|--------|---|------------------------|
| Nov. 15, 2000 | Barbados | 4-0 W | Mathis, Stewart, Jones, Razov | Waterford, Barbados |
| Oct. 11, 2000 | Costa Rica | 0-0 T | – | Columbus, Ohio |
| Sept. 3, 2000 | Guatemala | 1-0 W | McBride | Washington, D.C. |
| Aug. 16, 2000 | Barbados | 7-0 W | Pope, McBride, Moore (2), O'Brien, Ramos, Stewart | Foxborough, Mass. |
| July 23, 2000 | Costa Rica | 1-2 L | Stewart | San Jose, Costa Rica |
| July 16, 2000 | Guatemala | 1-1 T | Razov | Mazatenango, Guatemala |

FRANCE 1998

FINALS

| Date | Opponent | Result | U.S. Goal Scorers | Location |
|---------------|------------|--------|-------------------|----------------|
| June 25, 1998 | Yugoslavia | 0-1 L | – | Nantes, France |
| June 21, 1998 | Iran | 1-2 L | McBride | Lyon, France |
| June 15, 1998 | Germany | 0-2 L | – | Paris, France |

QUALIFYING MATCHES – FINAL ROUND

| Date | Opponent | Result | U.S. Goal Scorers | Location |
|----------------|-------------|--------|---------------------------------------|---------------------------|
| Nov. 16, 1997 | El Salvador | 4-2 W | McBride (2), Henderson, Radosavljevic | Foxborough, Mass. |
| Nov. 9, 1997 | Canada | 3-0 W | Reyna, Wegerle (2) | Vancouver, Canada |
| Nov. 2, 1997 | Mexico | 0-0 T | – | Mexico City, Mexico |
| Oct. 3, 1997 | Jamaica | 1-1 T | Wynalda | Washington, D.C. |
| Sept. 7, 1997 | Costa Rica | 1-0 W | Ramos | Portland, Ore. |
| June 29, 1997 | El Salvador | 1-1 T | Lassiter | San Salvador, El Salvador |
| April 20, 1997 | Mexico | 2-2 T | Pope, own goal | Foxborough, Mass. |
| March 23, 1997 | Costa Rica | 2-3 L | Wynalda, Lassiter | San Jose, Costa Rica |
| March 16, 1997 | Canada | 3-0 W | Wynalda, Pope, Stewart | Palo Alto, Calif. |
| March 2, 1997 | Jamaica | 0-0 T | – | Kingston, Jamaica |

QUALIFYING MATCHES – SEMIFINAL ROUND

| Date | Opponent | Result | U.S. Goal Scorers | Location |
|---------------|-------------------|--------|-----------------------|---------------------------|
| Dec. 21, 1996 | Guatemala | 2-2 T | Radosavljevic, Hejdud | San Salvador, El Salvador |
| Dec. 14, 1996 | Costa Rica | 2-1 W | McBride, Lassiter | Palo Alto, Calif. |
| Dec. 1, 1996 | Costa Rica | 1-2 L | Jones | San Jose, Costa Rica |
| Nov. 24, 1996 | Trinidad & Tobago | 1-0 W | Moore | Port of Spain, Trinidad |
| Nov. 10, 1996 | Trinidad & Tobago | 2-0 W | Dooley, Wynalda | Richmond, Va. |
| Nov. 3, 1996 | Guatemala | 2-0 W | Wynalda, McBride | Washington, D.C. |

USA 1994

FINALS (HOST COUNTRY)

| Date | Opponent | Result | U.S. Goal Scorers | Location |
|---------------|-------------|------------|-------------------|-------------------|
| July 4, 1994 | Brazil | 0-1 L (16) | – | Palo Alto, Calif. |
| June 26, 1994 | Romania | 0-1 L | – | Pasadena, Calif. |
| June 22, 1994 | Colombia | 2-1 W | own goal, Stewart | Pasadena, Calif. |
| June 18, 1994 | Switzerland | 1-1 T | Wynalda | Pontiac, Mich. |

ITALY 1990

FINALS

| Date | Opponent | Result | U.S. Goal Scorers | Location |
|---------------|----------------|--------|-------------------|-----------------|
| June 19, 1990 | Austria | 1-2 L | Murray | Florence, Italy |
| June 14, 1990 | Italy | 0-1 L | – | Rome, Italy |
| June 10, 1990 | Czechoslovakia | 1-5 L | Caligiuri | Florence, Italy |

QUALIFYING MATCHES

| Date | Opponent | Result | U.S. Goal Scorers | Location |
|----------------|-------------------|--------|----------------------------------|-------------------------|
| Nov. 19, 1989 | Trinidad & Tobago | 1-0 W | Caligiuri | Port of Spain, Trinidad |
| Nov. 5, 1989 | El Salvador | 0-0 T | – | St. Louis, Mo. |
| Oct. 8, 1989 | Guatemala | 0-0 T | – | Guatemala City, Guat. |
| Sept. 17, 1989 | El Salvador | 1-0 W | Perez | Tegucigalpa, Honduras |
| June 17, 1989 | Guatemala | 2-1 W | Murray, Eichmann | New Britain, Conn. |
| May 13, 1989 | Trinidad & Tobago | 1-1 T | Trittschuh | Torrance, Calif. |
| April 30, 1989 | Costa Rica | 1-0 W | Ramos | St. Louis, Mo. |
| April 16, 1989 | Costa Rica | 0-1 L | – | San Jose, Costa Rica |
| Aug. 13, 1988 | Jamaica | 5-1 W | Krumpe, Bliss, Klopas (2), Perez | St. Louis, Mo. |
| July 24, 1988 | Jamaica | 0-0 T | – | Kingston, Jamaica |

MEXICO 1986

QUALIFYING MATCHES

| Date | Opponent | Result | U.S. Goal Scorers | Location |
|----------------|-------------------|--------|-----------------------------|-------------------------|
| May 31, 1985 | Costa Rica | 0-1 L | – | Torrance, Calif. |
| May 26, 1985 | Costa Rica | 1-1 T | Kerr | Alajuela, Costa Rica |
| May 19, 1985 | Trinidad & Tobago | 1-0 W | Caligiuri | Torrance, Calif. |
| May 15, 1985 | Trinidad & Tobago | 2-1 W | Borja, Peterson | St. Louis, Mo. |
| Oct. 6, 1984 | Neth. Antilles | 4-0 W | Kapp, DiBernardo, Coker (2) | St. Louis, Mo. |
| Sept. 29, 1984 | Neth. Antilles | 0-0 T | – | Curacao, Neth. Antilles |

SPAIN 1982

QUALIFYING MATCHES

| Date | Opponent | Result | U.S. Goal Scorers | Location |
|---------------|----------|--------|-------------------|-----------------------|
| Nov. 23, 1980 | Mexico | 2-1 W | Moyers (2) | Fort Lauderdale, Fla. |
| Nov. 9, 1980 | Mexico | 1-5 L | Davis | Mexico City, Mexico |
| Nov. 1, 1980 | Canada | 1-2 L | Villa | Vancouver, Canada |
| Oct. 25, 1980 | Canada | 0-0 T | – | Fort Lauderdale, Fla. |

ARGENTINA 1978

QUALIFYING MATCHES

| Date | Opponent | Result | U.S. Goal Scorers | Location |
|----------------|----------|--------|-------------------|-----------------------|
| Oct. 22, 1976 | Canada | 0-3 L | – | Port-au-Prince, Haiti |
| Oct. 20, 1976 | Canada | 2-0 W | Rys, Veee | Seattle, Wash. |
| Oct. 18, 1976 | Mexico | 0-3 L | – | Puebla, Mexico |
| Oct. 3, 1976 | Mexico | 0-0 T | – | Los Angeles, Calif. |
| Sept. 24, 1976 | Canada | 1-1 T | Bandov | Vancouver, Canada |

WEST GERMANY 1974

QUALIFYING MATCHES

| Date | Opponent | Result | U.S. Goal Scorers | Location |
|----------------|----------|--------|-------------------|---------------------|
| Sept. 10, 1972 | Mexico | 1-2 L | Geimer | Los Angeles, Calif. |
| Sept. 3, 1972 | Mexico | 1-3 L | Roy | Mexico City, Mexico |
| Aug. 29, 1972 | Canada | 2-2 T | Roy, Geimer | Baltimore, Md. |
| Aug. 20, 1972 | Canada | 2-3 L | Getzinger, Roy | St. John's, Canada |

MEXICO 1970

QUALIFYING MATCHES

| Date | Opponent | Result | U.S. Goal Scorers | Location |
|----------------|----------|--------|----------------------------|-----------------------|
| May 11, 1969 | Haiti | 0-1 L | – | San Diego, Calif. |
| April 20, 1969 | Haiti | 0-2 L | – | Port-au-Prince, Haiti |
| Nov. 10, 1968 | Bermuda | 2-0 W | Roy, own goal | Hamilton, Bermuda |
| Nov. 2 1968 | Bermuda | 6-2 W | Millar (3), Baker (2), Roy | Kansas City, Mo. |
| Oct. 27, 1968 | Canada | 1-0 W | Albrecht | Atlanta, Ga. |
| Oct. 13, 1968 | Canada | 2-4 L | Roy, Stritzl | Toronto, Canada |

ENGLAND 1966

QUALIFYING MATCHES

| Date | Opponent | Result | U.S. Goal Scorers | Location |
|----------------|----------|--------|--------------------|--------------------------|
| March 21, 65 | Honduras | 1-1 T | E. Murphy | Tegucigalpa, Honduras |
| March 17, 1965 | Honduras | 1-0 W | E. Murphy | San Pedro Sula, Honduras |
| March 12, 1965 | Mexico | 0-2 L | – | Mexico City, Mexico |
| March 7, 1965 | Mexico | 2-2 T | Shmotolocha, Bicek | Los Angeles, Calif. |

CHILE 1962

QUALIFYING MATCHES

| Date | Opponent | Result | U.S. Goal Scorers | Location |
|---------------|----------|--------|-------------------------|---------------------|
| Nov. 13, 1960 | Mexico | 0-3 L | – | Mexico City, Mexico |
| Nov. 6, 1960 | Mexico | 3-3 T | Bicek, Zerhusen, Fister | Los Angeles, Calif. |

SWEDEN 1958

QUALIFYING MATCHES

| Date | Opponent | Result | U.S. Goal Scorers | Location |
|----------------|----------|--------|--------------------|---------------------|
| July 6, 1957 | Canada | 2-3 L | J. Murphy, Mendoza | St. Louis, Mo. |
| June 22, 1957 | Canada | 1-5 L | Keough | Toronto, Canada |
| April 28, 1957 | Mexico | 2-7 L | E. Murphy (2) | Long Beach, Calif. |
| April 7, 1957 | Mexico | 0-6 L | – | Mexico City, Mexico |

SWITZERLAND 1954

QUALIFYING MATCHES

| Date | Opponent | Result | U.S. Goal Scorers | Location |
|---------------|----------|--------|--------------------------|-----------------------|
| April 4, 1954 | Haiti | 3-0 W | Looby (2), Mendoza | Port-au-Prince, Haiti |
| April 3, 1954 | Haiti | 3-2 W | Casey, Looby, Chachurian | Port-au-Prince, Haiti |
| Jan. 14, 1954 | Mexico | 1-3 L | Looby | Mexico City, Mexico |
| Jan. 10, 1954 | Mexico | 0-4 L | – | Mexico City, Mexico |

BRAZIL 1950

FINALS

| Date | Opponent | Result | U.S. Goal Scorers | Location |
|---------------|----------|--------|-------------------|------------------------|
| July 2, 1950 | Chile | 2-5 L | Wallace, Maca | Recife, Brazil |
| June 29, 1950 | England | 1-0 W | Gaetjens | Belo Horizonte, Brazil |
| June 25, 1950 | Spain | 1-3 L | Pariani | Curtiba, Brazil |

QUALIFYING MATCHES

| Date | Opponent | Result | U.S. Goal Scorers | Location |
|----------------|----------|--------|---------------------------------------|---------------------|
| Sept. 21, 1949 | Cuba | 5-2 W | Bahr, Wallace, J. Souza, Matevich (2) | Mexico City, Mexico |
| Sept. 18, 1949 | Mexico | 2-6 L | Wattman, J. Souza | Mexico City, Mexico |
| Sept. 14, 1949 | Cuba | 1-1 T | Wallace | Mexico City, Mexico |
| Sept. 4, 1949 | Mexico | 0-6 L | – | Mexico City, Mexico |

ITALY 1934

FINALS

| Date | Opponent | Result | U.S. Goal Scorers | Location |
|--------------|----------|--------|-------------------|-------------|
| May 27, 1934 | Italy | 1-7 L | Donelli | Rome, Italy |

QUALIFYING MATCHES

| Date | Opponent | Result | U.S. Goal Scorers | Location |
|--------------|----------|--------|-------------------|-------------|
| May 24, 1934 | Mexico | 4-2 W | Donelli (4) | Rome, Italy |

URUGUAY 1930

FINALS

| Date | Opponent | Result | U.S. Goal Scorers | Location |
|---------------|-----------|-----------|---------------------------|---------------------|
| July 26, 1930 | Argentina | 1-6 L (S) | Brown | Montevideo, Uruguay |
| July 17, 1930 | Paraguay | 3-0 W | Patenaude (3) | Montevideo, Uruguay |
| July 13, 1930 | Belgium | 3-0 W | McGhee, Patenaude, Florie | Montevideo, Uruguay |

U.S. Men's World Cup History

U.S. Men's National Team 2014 World Cup Statistics

2014 World Cup Record: 1-2-1

FIELD PLAYER STATISTICS

| Name | Pos. | GP/GS | Min. | G | A | Pts | Y/R | WC Caps* | Goals |
|--------------------|------|-------|------|---|---|-----|-----|----------|-------|
| Altidore, Jozy | F | 1/1 | 22 | 0 | 0 | 0 | 0/0 | 5 | 0 |
| Beasley, DaMarcus | D | 4/4 | 390 | 0 | 0 | 0 | 0/0 | 11 | 0 |
| Beckerman, Kyle | M | 3/3 | 270 | 0 | 0 | 0 | 1/0 | 3 | 0 |
| Bedoya, Alejandro | M | 4/3 | 283 | 0 | 0 | 0 | 0/0 | 4 | 0 |
| Besler, Matt | D | 4/4 | 345 | 0 | 0 | 0 | 0/0 | 4 | 0 |
| Bradley, Michael | M | 4/4 | 390 | 0 | 1 | 1 | 0/0 | 8 | 1 |
| Brooks, John | D | 1/0 | 45 | 1 | 0 | 2 | 0/0 | 1 | 1 |
| Cameron, Geoff | D | 3/3 | 300 | 0 | 0 | 0 | 1/0 | 3 | 0 |
| Chandler, Timmy | D | 0/0 | 0 | 0 | 0 | 0 | 0/0 | 0 | 0 |
| Davis, Brad | M | 1/1 | 58 | 0 | 0 | 0 | 0/0 | 1 | 0 |
| Dempsey, Clint | F | 4/4 | 386 | 2 | 0 | 4 | 0/0 | 10 | 4 |
| Diskrud, Mix | M | 0/0 | 0 | 0 | 0 | 0 | 0/0 | 0 | 0 |
| Gonzalez, Omar | D | 3/2 | 211 | 0 | 0 | 0 | 1/0 | 3 | 0 |
| Green, Julian | F | 1/0 | 16 | 1 | 0 | 2 | 0/0 | 1 | 1 |
| Guzan, Brad | GK | 0/0 | 0 | 0 | 0 | 0 | 0/0 | 0 | 0 |
| Howard, Tim | GK | 4/4 | 390 | 0 | 0 | 0 | 0/0 | 8 | 0 |
| Johannsson, Aron | F | 1/0 | 68 | 0 | 0 | 0 | 0/0 | 1 | 0 |
| Johnson, Fabian | D | 4/4 | 301 | 0 | 0 | 0 | 0/0 | 4 | 0 |
| Jones, Jermaine | M | 4/4 | 390 | 1 | 1 | 3 | 1/0 | 4 | 1 |
| Rimando, Nick | GK | 0/0 | 0 | 0 | 0 | 0 | 0/0 | 0 | 0 |
| Wondolowski, Chris | F | 2/0 | 53 | 0 | 0 | 0 | 0/0 | 2 | 0 |
| Yedlin, DeAndre | D | 3/0 | 115 | 0 | 0 | 0 | 0/0 | 3 | 0 |
| Zusi, Graham | M | 4/3 | 257 | 0 | 2 | 2 | 0/0 | 4 | 0 |

| | | | | | | |
|------------------------|------------|------------|----------|----------|-----------|------------|
| TOTALS | 4/4 | 390 | 5 | 4 | 14 | 4/0 |
| Opponent Totals | 4/4 | 390 | 6 | 3 | 15 | 4/0 |

GOALKEEPER STATISTICS

| Player | GP/GS | Min. | GF | GA | SO | GAA | W-L-T | WC Caps* | WC SO |
|---------------|-------|------|----|----|----|------|-------|----------|-------|
| Guzan, Brad | 0/0 | 0 | 0 | 0 | 0 | - | 0-0-0 | 0 | 0 |
| Howard, Tim | 4/4 | 390 | 5 | 6 | 0 | 1.38 | 1-2-1 | 8 | 1 |
| Rimando, Nick | 0/0 | 0 | 0 | 0 | 0 | - | 0-0-0 | 0 | 0 |

| | | | | | | | |
|------------------------|------------|------------|----------|----------|----------|-------------|--------------|
| TOTALS | 4/4 | 390 | 5 | 6 | 0 | 1.38 | 1-2-1 |
| Opponent Totals | 4/4 | 390 | 6 | 5 | 1 | 1.15 | 2-1-1 |

WORLD CUP NOTES: The U.S. escaped the 'Group of Death' by virtue of a cathartic 2-1 win against Ghana and a 2-2 draw with Portugal to finish second in the Group G to eventual champion Germany.

Tim Howard became the all-time U.S. MNT leader in World Cup caps and starts among modern era goalkeepers, earning his eighth appearance and start against Belgium. Howard also tied a World Cup record for saves in a match with 15 in the Round of 16 match against Belgium.

DaMarcus Beasley became the only American to play in four FIFA World Cups. In total his 11 career tournament appearances tie for second all-time among MNT players with Cobi Jones and Earnie Stewart.

USMNT WC Lineups

GROUP G

June 16, 2014

vs. Ghana

@ Natal, Brazil: 2-1 W

Howard
F. Johnson
Cameron
Besler (Brooks-1)
Beasley
Bedoya (Zusi)
Beckerman
Jones
Bradley
Dempsey-1 (c)
Altidore (Johannsson)

June 22, 2014

vs. Portugal

@ Manaus, Brazil: 2-2 T

Howard
F. Johnson
Cameron
Besler
Beasley
Beckerman
Jones-1
Bedoya (Yedlin)
Bradley
Zusi (Gonzalez)
Dempsey-1 (c) (Wondolowski)

June 26, 2014

vs. Germany

@ Recife, Brazil: 0-1 L

Howard
F. Johnson
Gonzalez
Besler
Beasley
Beckerman
Jones
Davis (Bedoya)
Bradley
Zusi (Yedlin)
Dempsey (c)

July 1, 2014

vs. Belgium

@ Salvador, Brazil: 1-2 L OT

Howard
F. Johnson (Yedlin)
Gonzalez
Besler
Beasley
Cameron
Bradley
Jones
Bedoya (Green-1)
Dempsey (c)
Zusi (Wondolowski)

U.S. Men's National Team 2010 World Cup Statistics

2010 World Cup Record: 1-1-2

FIELD PLAYER STATISTICS

| Name | Pos. | GP/GS | Min. | G | A | Pts | Y/R | WC Caps* | Goals |
|---------------------|------|-------|------|---|---|-----|-----|----------|-------|
| Altdore, Jozy | F | 4/4 | 355 | 0 | 1 | 1 | 1/0 | 4 | 0 |
| Beasley, DaMarcus | M | 1/0 | 11 | 0 | 0 | 0 | 1/0 | 7 | 0 |
| Bocanegra, Carlos | D | 4/4 | 390 | 0 | 0 | 0 | 1/0 | 6 | 0 |
| Bornstein, Jonathan | D | 2/2 | 199 | 0 | 0 | 0 | 0/0 | 2 | 0 |
| Bradley, Michael | M | 4/4 | 390 | 1 | 0 | 2 | 0/0 | 4 | 1 |
| Buddle, Edson | F | 2/0 | 41 | 0 | 0 | 0 | 0/0 | 2 | 0 |
| Cherundolo, Steve | D | 4/4 | 390 | 0 | 1 | 1 | 2/0 | 7 | 0 |
| Clark, Ricardo | M | 2/2 | 120 | 0 | 0 | 0 | 1/0 | 2 | 0 |
| DeMerit, Jay | D | 4/4 | 390 | 0 | 0 | 0 | 1/0 | 4 | 0 |
| Dempsey, Clint | M | 4/4 | 390 | 1 | 0 | 2 | 0/0 | 6 | 2 |
| Donovan, Landon | M | 4/4 | 390 | 3 | 0 | 6 | 0/0 | 12 | 5 |
| Edu, Maurice | M | 3/1 | 198 | 0 | 0 | 0 | 0/0 | 3 | 0 |
| Feilhaber, Benny | M | 3/0 | 165 | 0 | 0 | 0 | 0/0 | 3 | 0 |
| Findley, Robbie | F | 3/3 | 166 | 0 | 0 | 0 | 2/0 | 3 | 0 |
| Gomez, Herculez | F | 3/1 | 86 | 0 | 0 | 0 | 0/0 | 3 | 0 |
| Goodson, Clarence | D | 0/0 | 0 | 0 | 0 | 0 | 0/0 | 0 | 0 |
| Guzan, Brad | GK | 0/0 | 0 | 0 | 0 | 0 | 0/0 | 0 | 0 |
| Hahnemann, Marcus | GK | 0/0 | 0 | 0 | 0 | 0 | 0/0 | 0 | 0 |
| Holden, Stuart | M | 1/0 | 5 | 0 | 0 | 0 | 0/0 | 1 | 0 |
| Howard, Tim | GK | 4/4 | 390 | 0 | 0 | 0 | 0/0 | 4 | 0 |
| Onyewu, Oguchi | D | 2/2 | 169 | 0 | 0 | 0 | 0/0 | 5 | 0 |
| Spector, Jonathan | D | 0/0 | 0 | 0 | 0 | 0 | 0/0 | 0 | 0 |
| Torres, Jose | M | 1/0 | 45 | 0 | 0 | 0 | 0/0 | 1 | 0 |

| | | | | | | | | | | |
|------------------------|--|------------|------------|----------|----------|-----------|-------------|--|-----------|----------|
| Totals | | 4/4 | 390 | 5 | 2 | 12 | 9/0 | | 79 | 8 |
| Opponent Totals | | 4/4 | 390 | 5 | 3 | 13 | 13/1 | | | |

GOALKEEPER STATISTICS

| Player | GP/GS | Min. | GF | GA | SO | GAA | W-L-T | WC Caps* | WC SO |
|-------------------|-------|------|----|----|----|------|-------|----------|-------|
| Guzan, Brad | 0/0 | 0 | 0 | 0 | 0 | - | 0-0-0 | 0 | 0 |
| Hahnemann, Marcus | 0/0 | 0 | 0 | 0 | 0 | - | 0-0-0 | 0 | 0 |
| Howard, Tim | 4/4 | 390 | 5 | 5 | 1 | 1.15 | 1-1-2 | 4 | 1 |

| | | | | | | | | | |
|------------------------|------------|------------|----------|----------|----------|-------------|--------------|----------|----------|
| TOTALS | 4/4 | 390 | 5 | 5 | 1 | 1.15 | 1-1-2 | 4 | 1 |
| Opponent Totals | 4/4 | 390 | 5 | 5 | 0 | 1.15 | 1-1-2 | | |

* indicates totals through the 2006 World Cup

WORLD CUP NOTES: The U.S. won its group for the first time in 80 years while finishing ahead of England, Slovenia and Algeria, respectively.

Clint Dempsey and Landon Donovan became the second and third Americans to score in multiple FIFA World Cups.

Donovan became the USA's all-time leading World Cup goalscorer with his fifth career goal in the Round of 16 against Ghana. With his 12th career appearance against Ghana he also became the U.S. leader in World Cup caps.

The U.S. scored in all of its World Cup matches for the first time since 1950.

The U.S. advanced out of its group for the fourth time and was eliminated in the Round of 16 for the second time (1994).

The U.S. earned a point from every game for the first time, and it was also the first time the U.S. earned a point from the third World Cup game.

USMNT WC Lineups

GROUP C

June 12, 2010
vs. England
@ Rustenburg, S. Africa: 1-1 T

Howard
Cherundolo
DeMerit
Onyewu
Bocanegra (c)
Donovan
Clark
Bradley
Dempsey-1
Findley (Buddle)
Altdore (Holden)

June 18, 2010

vs. Slovenia
@ Johannesburg, S. Africa: 2-2 T

Howard
Cherundolo
DeMerit
Onyewu (Gomez)
Bocanegra (c)
Dempsey
Bradley-1
Torres (Edu)
Donovan-1
Findley (Feilhaber)
Altdore

June 23, 2010

vs. Algeria
@ Pretoria, S. Africa: 1-0 W

Howard
Cherundolo
DeMerit
Bocanegra (c)
Bornstein (Beasley)
Donovan-1
Bradley
Edu (Buddle)
Dempsey
Gomez (Feilhaber)
Altdore

June 26, 2010

vs. Ghana
@ Rustenburg, S. Africa: 1-2 L OT

Howard
Cherundolo
DeMerit
Bocanegra (c)
Bornstein
Donovan-1
Bradley
Clark (Edu)
Dempsey
Findley (Feilhaber)
Altdore (Gomez)

USMNT

MNT HISTORY

WORLD CUP HISTORY

PROGRAMS

COMPETITIONS

U.S. HISTORY & INFO

U.S. Men's National Team 2006 World Cup Statistics

2006 World Cup Record: 0-2-1

FIELD PLAYER STATISTICS

| Name | Pos. | GP/GS | Min. | G | A | Pts | Y/R | WC Caps* | Goals |
|-------------------|------|-------|------|---|---|-----|-----|----------|-------|
| Albright, Chris | D | 0/0 | 0 | 0 | 0 | 0 | 0/0 | 0 | 0 |
| Beasley, DaMarcus | M | 3/2 | 209 | 0 | 1 | 1 | 0/0 | 6 | 0 |
| Berhalter, Gregg | D | 0/0 | 0 | 0 | 0 | 0 | 0/0 | 2 | 0 |
| Bocanegra, Carlos | D | 2/2 | 180 | 0 | 0 | 0 | 0/0 | 2 | 0 |
| Cherundolo, Steve | D | 3/3 | 195 | 0 | 0 | 0 | 0/0 | 3 | 0 |
| Ching, Brian | F | 0/0 | 0 | 0 | 0 | 0 | 0/0 | 0 | 0 |
| Conrad, Jimmy | D | 2/1 | 129 | 0 | 0 | 0 | 0/0 | 2 | 0 |
| Convey, Bobby | M | 3/2 | 158 | 0 | 0 | 0 | 0/0 | 3 | 0 |
| Dempsey, Clint | M | 2/2 | 151 | 1 | 0 | 2 | 0/0 | 2 | 1 |
| Donovan, Landon | M | 3/3 | 270 | 0 | 0 | 0 | 0/0 | 8 | 2 |
| Hahnemann, Marcus | GK | 0/0 | 0 | 0 | 0 | 0 | 0/0 | 0 | 0 |
| Howard, Tim | GK | 0/0 | 0 | 0 | 0 | 0 | 0/0 | 0 | 0 |
| Johnson, Eddie | F | 2/0 | 75 | 0 | 0 | 0 | 0/0 | 2 | 0 |
| Keller, Kasey | GK | 3/3 | 270 | 0 | 0 | 0 | 0/0 | 5 | 0 |
| Lewis, Eddie | D | 2/2 | 163 | 0 | 0 | 0 | 1/0 | 5 | 0 |
| Mastroeni, Pablo | M | 2/2 | 90 | 0 | 0 | 0 | 0/1 | 5 | 0 |
| McBride, Brian | F | 3/3 | 256 | 0 | 0 | 0 | 0/0 | 10 | 3 |
| O'Brien, John | M | 1/0 | 45 | 0 | 0 | 0 | 0/0 | 6 | 1 |
| Olsen, Ben | M | 1/0 | 51 | 0 | 0 | 0 | 0/0 | 1 | 0 |
| Onyewu, Oguchi | D | 3/3 | 270 | 0 | 0 | 0 | 1/0 | 3 | 0 |
| Pope, Eddie | D | 2/2 | 137 | 0 | 0 | 0 | 2/1 | 9 | 0 |
| Reyna, Claudio | M | 3/3 | 219 | 0 | 0 | 0 | 1/0 | 10 | 0 |
| Wolff, Josh | F | 1/0 | 14 | 0 | 0 | 0 | 0/0 | 3 | 0 |

| | | | | | | | | | |
|------------------------|----------|------------|----------|----------|-----------|-------------|--|-----------|----------|
| TOTALS | 3 | 270 | 2 | 1 | 3 | 5/2 | | 81 | 7 |
| Opponent Totals | 3 | 270 | 6 | 3 | 12 | 10/1 | | | |

GOALKEEPER STATISTICS

| Player | GP/GS | Min. | GF | GA | SO | GAA | W-L-T | WC Caps* | WC SO |
|-------------------|-------|------|----|----|----|------|-------|----------|-------|
| Hahnemann, Marcus | 0/0 | 0 | 0 | 0 | 0 | 0.00 | 0-0-0 | 0 | 0 |
| Howard, Tim | 0/0 | 0 | 0 | 0 | 0 | 0.00 | 0-0-0 | 0 | 0 |
| Keller, Kasey | 3/3 | 270 | 2 | 6 | 0 | 2.00 | 0-2-1 | 5 | 0 |

| | | | | | | | | | |
|------------------------|------------|------------|----------|----------|----------|-------------|--------------|----------|----------|
| TOTALS | 3/3 | 270 | 2 | 6 | 0 | 2.00 | 0-2-1 | 5 | 0 |
| Opponent Totals | 3/3 | 270 | 6 | 2 | 1 | 0.67 | 0-2-1 | | |

NOTE: Italy own goal on June 17 included in totals

* WC Cap and goal totals through the 2006 World Cup

WORLD CUP NOTES: For the fifth time in eight World Cups, the U.S. failed to advance out of its group.

For the third time in the last four World Cups, the USA's opponents scored an own goal for the United States, this time courtesy of Italy's Christian Zaccarado in a thrilling 1-1 draw on June 17 in Kaiserslautern. That match featured the only World Cup game in U.S. history in which two players from the United States received red cards (Pablo Mastroeni and Eddie Pope).

The U.S. has scored first in just three of 18 World Cup games since 1990.

Brian McBride ended his illustrious career with the United States with a team-best three career World Cup goals.

McBride and Landon Donovan are the only two players to play in all eight U.S. World Cup games in 2002 and 2006.

Claudio Reyna and Kasey Keller are the only two players to be on four U.S. World Cup rosters.

USMNT WC Lineups

GROUP E

June 12, 2006

vs. Czech Republic
@ Gelsenkirchen, Germany; 0-3 L

Keller
Cherundolo (Johnson)
Onyewu
Pope
Lewis
Mastroeni (O'Brien)
Reyna (c)
Beasley
Convey
Donovan
McBride (Wolff)

June 17, 2006

vs. Italy (OG)

@ Kaiserslautern, Germany; 1-1 T

Keller
Cherundolo
Onyewu
Pope
Bocanegra
Mastroeni
Dempsey (Beasley)
Donovan
Reyna (c)
Convey (Conrad)
McBride

June 22, 2006

vs. Ghana

@ Nuremberg, Germany; 1-2 L

Keller
Cherundolo (Johnson)
Conrad
Onyewu
Bocanegra
Reyna (c) (Olsen)
Dempsey-1
Donovan
Beasley
Lewis (Convey)
McBride

U.S. Men's National Team 2002 World Cup Statistics

2002 World Cup Record: 2-2-1

FIELD PLAYER STATISTICS

| Name | Pos. | GP/GS | Min. | G | A | Pts | Y/R | WC Caps* | Goals |
|-------------------|------|-------|------|---|---|-----|-----|----------|-------|
| Agoos, Jeff | D | 3/3 | 215 | 0 | 0 | 0 | 1/0 | 3 | 0 |
| Beasley, DaMarcus | M | 3/2 | 219 | 0 | 0 | 0 | 1/0 | 3 | 0 |
| Berhalter, Gregg | D | 2/2 | 180 | 0 | 0 | 0 | 2/0 | 2 | 0 |
| Cherundolo, Steve | D | 0/0 | 0 | 0 | 0 | 0 | 0/0 | 0 | 0 |
| Donovan, Landon | M/F | 5/5 | 434 | 2 | 0 | 4 | 0/0 | 5 | 2 |
| Friedel, Brad | GK | 5/5 | 450 | 0 | 0 | 0 | 1/0 | 6 | 0 |
| Hejduk, Frankie | D/M | 4/4 | 334 | 0 | 0 | 0 | 2/0 | 7 | 0 |
| Jones, Cobi | M | 4/0 | 106 | 0 | 0 | 0 | 0/0 | 11 | 0 |
| Keller, Kasey | GK | 0/0 | 0 | 0 | 0 | 0 | 0/0 | 2 | 0 |
| Lewis, Eddie | M | 3/2 | 196 | 0 | 1 | 1 | 1/0 | 3 | 0 |
| Llamosa, Carlos | D | 2/0 | 12 | 0 | 0 | 0 | 0/0 | 2 | 0 |
| Mastroeni, Pablo | D/M | 3/3 | 258 | 0 | 0 | 0 | 2/0 | 3 | 0 |
| Mathis, Clint | M/F | 3/2 | 204 | 1 | 1 | 3 | 0/0 | 3 | 1 |
| McBride, Brian | F | 5/5 | 372 | 2 | 1 | 5 | 0/0 | 7 | 3 |
| Meola, Tony | GK | 0/0 | 0 | 0 | 0 | 0 | 0/0 | 7 | 0 |
| Moore, Joe-Max | F | 2/0 | 49 | 0 | 0 | 0 | 0/0 | 4 | 0 |
| O'Brien, John | M | 5/5 | 450 | 1 | 1 | 3 | 0/0 | 5 | 1 |
| Pope, Eddie | D | 5/5 | 439 | 0 | 0 | 0 | 2/0 | 7 | 0 |
| Regis, David | D | 0/0 | 0 | 0 | 0 | 0 | 0/0 | 3 | 0 |
| Reyna, Claudio | M | 4/4 | 360 | 0 | 0 | 0 | 1/0 | 7 | 0 |
| Sanneh, Tony | D/M | 5/5 | 450 | 0 | 1 | 1 | 0/0 | 5 | 0 |
| Stewart, Earnie | M/F | 4/2 | 155 | 0 | 0 | 0 | 0/0 | 11 | 1 |
| Wolff, Josh | F | 2/1 | 67 | 0 | 1 | 1 | 1/0 | 2 | 0 |

| | | | | | | | | | |
|------------------------|--|----------|------------|----------|----------|-----------|-------------|------------|----------|
| TOTALS | | 5 | 450 | 7 | 6 | 20 | 14/0 | 108 | 8 |
| Opponent Totals | | 5 | 450 | 7 | 4 | 18 | 14/1 | | |

GOALKEEPER STATISTICS

| Player | GP/GS | Min. | GF | GA | SO | GAA | W-L-T | WC Caps* | WC SO |
|---------------|-------|------|----|----|----|------|-------|----------|-------|
| Friedel, Brad | 5/5 | 450 | 7 | 7 | 1 | 1.40 | 2-2-1 | 6 | 1 |
| Keller, Kasey | 0/0 | 0 | 0 | 0 | 0 | - | 0-0-0 | 2 | 0 |
| Meola, Tony | 0/0 | 0 | 0 | 0 | 0 | - | 0-0-0 | 7 | 0 |

| | | | | | | | | | |
|------------------------|----------|------------|----------|----------|----------|-------------|--------------|-----------|----------|
| TOTALS | 5 | 450 | 7 | 7 | 1 | 1.40 | 2-2-1 | 15 | 1 |
| Opponent Totals | 5 | 450 | 7 | 7 | 1 | 1.40 | 2-2-1 | | |

NOTE: Portugal own goal on June 5 included in totals
 * WC Cap and goal totals through the 2002 World Cup

WORLD CUP NOTES: The U.S. advanced as far as the World Cup quarterfinals for the first time in 72 years. Its previous best was a semifinal appearance at the 1930 World Cup, where the U.S. advanced straight from group play into the final four.

The U.S. victory over Mexico marked the USA's first-ever knockout round victory in World Cup play. It was also the USA's first World Cup shutout since the team's historic 1-0 victory over England in Brazil in 1950.

Claudio Reyna became the first U.S. Men's National Team player to be named to the FIFA All-World Cup First Team.

Brian McBride became the first player in U.S. MNT history to score goals in consecutive World Cups, scoring two game-winners for the U.S. in 2002.

Cobi Jones and Earnie Stewart each played in four 2002 World Cup games to extend their career totals to a U.S. Soccer record 11 World Cup match appearances.

USMNT WC Lineups

GROUP D

June 5, 2002
vs. Portugal (OG)
@ Suwon, Korea Republic; 3-2 W
 Friedel
 Hejduk
 Agoos
 Pope (Llamosa)
 Sanneh
 Mastroeni
 Beasley
 O'Brien-1
 Stewart (c) (Jones)
 Donovan (Moore)
 McBride-1

June 10, 2002
vs. Korea Republic
@ Daegu, Korea Republic; 1-1 T
 Friedel
 Hejduk
 Agoos
 Pope
 Sanneh
 Reyna (c)
 Beasley (Lewis)
 O'Brien
 Donovan
 Mathis-1 (Wolff)
 McBride

June 14, 2002
vs. Poland
@ Daegjeon, Korea Republic; 1-3 L
 Friedel
 Hejduk
 Agoos (Beasley)
 Pope
 Sanneh
 Reyna (c)
 Stewart (Jones)
 O'Brien
 Donovan-1
 Mathis
 McBride (Moore)

ROUND OF 16
June 17, 2002
vs. Mexico
@ Jeonju, Korea Republic; 2-0 W
 Friedel
 Berhalter
 Pope
 Sanneh
 Mastroeni (Llamosa)
 Lewis
 Reyna (c)
 O'Brien
 Donovan-1
 McBride-1 (Jones)
 Wolff (Stewart)

QUARTERFINALS
June 21, 2002
vs. Germany
@ Ulsan, Korea Republic; 0-1 L
 Friedel
 Berhalter
 Pope
 Sanneh
 Mastroeni (Stewart)
 Lewis
 Reyna (c)
 Hejduk (Jones)
 O'Brien
 Donovan
 McBride (Mathis)

USMNT

MNT HISTORY

WORLD CUP HISTORY

PROGRAMS

COMPETITIONS

U.S. HISTORY & INFO

U.S. NATIONAL TEAM WORLD CUP '98, '94 & '90 Statistics

FIELD PLAYER STATISTICS

| Name | Pos | France 1998 | | | | | | USA 1994 | | | | | Italy 1990 | | | | | | |
|----------------------|-----|-------------|------------|----------|----------|----------|------------|------------|------------|----------|----------|----------|------------|------------|------------|----------|----------|----------|------------|
| | | GP | Min. | G | A | Pts | Y/R | GP | Min. | G | A | Pts | Y/R | GP | Min. | G | A | Pts | Y/R |
| Agoos, Jeff | D | 0/0 | 0 | 0 | 0 | 0 | 0 | - | - | - | - | - | - | - | - | - | - | - | - |
| Armstrong, Desmond | D | - | - | - | - | - | - | - | - | - | - | - | - | 3/3 | 270 | 0 | 0 | 0 | 0 |
| Balboa, Marcelo | D | 1/0 | 8 | 0 | 0 | 0 | 0 | 4/4 | 360 | 0 | 0 | 0 | 0 | 3/2 | 206 | 0 | 0 | 0 | 0 |
| Banks, Jimmy | D | - | - | - | - | - | - | - | - | - | - | - | - | 2/2 | 135 | 0 | 0 | 0 | 2/0 |
| Bliss, Brian | D | - | - | - | - | - | - | - | - | - | - | - | - | 1/0 | 20 | 0 | 0 | 0 | 0 |
| Burns, Mike | D | 2/2 | 135 | 0 | 0 | 0 | 0 | 0/0 | 0 | 0 | 0 | 0 | 0 | - | - | - | - | - | - |
| Caligiuri, Paul | D | - | - | - | - | - | - | 4/4 | 360 | 0 | 0 | 0 | 0 | 3/3 | 262 | 1 | 0 | 2 | 1/0 |
| Clavijo, Fernando | D | - | - | - | - | - | - | 3/2 | 265 | 0 | 0 | 0 | 1/1 | - | - | - | - | - | - |
| Covone, Neil | M | - | - | - | - | - | - | - | - | - | - | - | - | 0/0 | 0 | 0 | 0 | 0 | 0 |
| Deering, Chad | M | 1/1 | 70 | 0 | 0 | 0 | 0 | - | - | - | - | - | - | - | - | - | - | - | - |
| Dooley, Thomas | M | 3/3 | 254 | 0 | 0 | 0 | 0 | 4/4 | 360 | 0 | 0 | 0 | 0 | - | - | - | - | - | - |
| Doyle, John | D | - | - | - | - | - | - | - | - | - | - | - | - | 2/2 | 180 | 0 | 0 | 0 | 0 |
| Eichmann, Eric | M | - | - | - | - | - | - | - | - | - | - | - | - | 0/0 | 0 | 0 | 0 | 0 | 0 |
| Harkes, John | M | - | - | - | - | - | - | 3/3 | 270 | 0 | 0 | 0 | 2/0 | 3/3 | 270 | 0 | 0 | 0 | 0 |
| Hejduk, Frankie | M | 3/2 | 199 | 0 | 0 | 0 | 1/0 | - | - | - | - | - | - | - | - | - | - | - | - |
| Henderson, Chris | M | - | - | - | - | - | - | - | - | - | - | - | - | 0/0 | 0 | 0 | 0 | 0 | 0 |
| Jones, Cobi | M | 3/3 | 270 | 0 | 0 | 0 | 0 | 4/1 | 151 | 0 | 0 | 0 | 0 | - | - | - | - | - | - |
| Klopas, Frank | F | - | - | - | - | - | - | 0/0 | 0 | 0 | 0 | 0 | 0 | - | - | - | - | - | - |
| Kooiman, Cle | D | - | - | - | - | - | - | 1/1 | 90 | 0 | 0 | 0 | 0 | - | - | - | - | - | - |
| Krumpe, Paul | D | - | - | - | - | - | - | - | - | - | - | - | - | 0/0 | 0 | 0 | 0 | 0 | 0 |
| Lalas, Alexi | D | 0/0 | 0 | 0 | 0 | 0 | 0 | 4/4 | 360 | 0 | 0 | 0 | 1/0 | - | - | - | - | - | - |
| Lapper, Mike | D | - | - | - | - | - | - | 0/0 | 0 | 0 | 0 | 0 | 0 | - | - | - | - | - | - |
| Maisonneuve, Brian | M | 3/2 | 188 | 0 | 0 | 0 | 0 | - | - | - | - | - | - | - | - | - | - | - | - |
| McBride, Brian | F | 2/2 | 180 | 1 | 0 | 2 | 0 | - | - | - | - | - | - | - | - | - | - | - | - |
| Moore, Joe-Max | F | 2/2 | 148 | 0 | 0 | 0 | 0 | 0/0 | 0 | 0 | 0 | 0 | 0 | - | - | - | - | - | - |
| Murray, Bruce | F | - | - | - | - | - | - | - | - | - | - | - | - | 3/3 | 249 | 1 | 1 | 3 | 1/0 |
| Perez, Hugo | M | - | - | - | - | - | - | 1/1 | 66 | 0 | 0 | 0 | 0 | - | - | - | - | - | - |
| Pope, Eddie | D | 2/2 | 180 | 0 | 0 | 0 | 1/0 | - | - | - | - | - | - | - | - | - | - | - | - |
| Radosavljevic, Preki | F | 2/0 | 55 | 0 | 1 | 1 | 0 | - | - | - | - | - | - | - | - | - | - | - | - |
| Ramos, Tab | M | - | - | - | - | - | - | 4/4 | 287 | 0 | 1 | 1 | 0 | 3/3 | 270 | 0 | 1 | 0 | 1/0 |
| Regis, David | D | 3/3 | 270 | 0 | 0 | 0 | 1/0 | - | - | - | - | - | - | - | - | - | - | - | - |
| Reyna, Claudio | M | 3/3 | 270 | 0 | 0 | 0 | 1/0 | 0/0 | 0 | 0 | 0 | 0 | 0 | - | - | - | - | - | - |
| Sorber, Mike | M | - | - | - | - | - | - | 4/4 | 344 | 0 | 0 | 0 | 0 | - | - | - | - | - | - |
| Stewart, Earnie | M/F | 3/2 | 213 | 0 | 0 | 0 | 0 | 4/4 | 327 | 1 | 0 | 2 | 0 | - | - | - | - | - | - |
| Stollmeyer, John | M | - | - | - | - | - | - | - | - | - | - | - | - | 2/1 | 74 | 0 | 0 | 0 | 0 |
| Sullivan, Chris | F | - | - | - | - | - | - | - | - | - | - | - | - | 2/0 | 21 | 0 | 0 | 0 | 0 |
| Tritttschuh, Steve | D | - | - | - | - | - | - | - | - | - | - | - | - | 1/1 | 90 | 0 | 0 | 0 | 1/0 |
| Vermes, Peter | F | - | - | - | - | - | - | - | - | - | - | - | - | 3/3 | 270 | 0 | 0 | 0 | 0 |
| Wegerle, Roy | F | 2/1 | 83 | 0 | 0 | 0 | 0 | 4/0 | 102 | 0 | 0 | 0 | 0 | - | - | - | - | - | - |
| Windischmann, Mike | D | - | - | - | - | - | - | - | - | - | - | - | - | 3/3 | 270 | 0 | 0 | 0 | 1/0 |
| Wynalda, Eric | F | 2/1 | 90 | 0 | 0 | 0 | 0 | 4/4 | 253 | 1 | 0 | 2 | 0 | 2/1 | 87 | 0 | 0 | 0 | 0/1 |
| TOTALS | | 3/3 | 270 | 1 | 1 | 3 | 4/0 | 4/4 | 360 | 2 | 1 | 5 | 4/1 | 3/3 | 270 | 2 | 2 | 5 | 8/1 |

GOALKEEPER STATISTICS

| Name | Pos | France 1998 | | | | | USA 1994 | | | | | Italy 1990 | | | | | | |
|-----------------|-----|-------------|------------|--------------|----------|----------|------------|------------|--------------|----------|----------|------------|------------|--------------|----------|----------|---|---|
| | | GP | Min. | W-L-T | GF | GA | GP | Min. | W-L-T | GF | GA | GP | Min. | W-L-T | GF | GA | | |
| Friedel, Brad | GK | 1/1 | 90 | 0-1-0 | 0 | 1 | 0/0 | 0 | 0-0-0 | 0 | 0 | - | - | - | - | - | | |
| Keller, Kasey | GK | 2/2 | 180 | 0-2-0 | 1 | 4 | - | - | - | - | - | - | - | 0/0 | 0 | 0-0-0 | 0 | 0 |
| Meola, Tony | GK | 3/3 | 270 | 0-3-0 | 2 | 8 | 4/4 | 360 | 1-2-1 | 3 | 4 | 3/3 | 270 | 0-3-0 | 2 | 8 | | |
| Sommer, Juergen | GK | 0/0 | 0 | 0-0-0 | 0 | 0 | 0/0 | 0 | 0-0-0 | 0 | 0 | 0/0 | 0 | 0-0-0 | 0 | 0 | | |
| Vanole, David | GK | - | - | - | - | - | - | - | - | - | - | - | - | 0/0 | 0 | 0-0-0 | 0 | 0 |
| TOTALS | | 3/3 | 270 | 0-3-0 | 1 | 5 | 4/4 | 360 | 1-2-1 | 3 | 4 | 3/3 | 270 | 0-3-0 | 2 | 8 | | |

NOTE: Tony Meola received a yellow card at the 1990 World Cup in Italy.

U.S. NATIONAL TEAM WORLD CUP '50, '34 & '30 Statistics

FIELD PLAYER STATISTICS

| Name | Pos | Brazil 1950 | | | | | Italy 1934 | | | | | Uruguay 1930 | | | | |
|---------------------|-----|-------------|------------|----------|----------|-----------|------------|-----------|----------|----------|----------|--------------|------------|----------|----------|-----------|
| | | GP | Min. | G | A | Pts | GP | Min. | G | A | Pts | GP | Min. | G | A | Pts |
| Amrhein, Thomas | D | - | - | - | - | - | 0 | 0 | 0 | 0 | 0 | - | - | - | - | - |
| Annis, Bob | D | 0 | 0 | 0 | 0 | 0 | - | - | - | - | - | - | - | - | - | - |
| Auld, Andrew | M | - | - | - | - | - | - | - | - | - | - | 3 | 270 | 0 | 1 | 1 |
| Bahr, Walter | M | 3 | 270 | 0 | 1 | 1 | - | - | - | - | - | - | - | - | - | - |
| Bookie, Michael | F | - | - | - | - | - | - | - | - | - | - | 0 | 0 | 0 | 0 | 0 |
| Brown, James | M | - | - | - | - | - | - | - | - | - | - | 3 | 270 | 1 | 0 | 2 |
| Colombo, Charlie | D | 3 | 270 | 0 | 0 | 0 | - | - | - | - | - | - | - | - | - | - |
| Combes, Geoff | D | 0 | 0 | 0 | 0 | 0 | - | - | - | - | - | - | - | - | - | - |
| Craddock, Robert | M | 0 | 0 | 0 | 0 | 0 | - | - | - | - | - | - | - | - | - | - |
| Czerkiewicz, Edward | D | - | - | - | - | - | 1 | 90 | 0 | 0 | 0 | - | - | - | - | - |
| Dick, Walter | F | - | - | - | - | - | 1 | 90 | 0 | 0 | 0 | - | - | - | - | - |
| DiOrio, Nicholas | F | 0 | 0 | 0 | 0 | 0 | - | - | - | - | - | - | - | - | - | - |
| Donelli, Aldo | F | - | - | - | - | - | 1 | 90 | 1 | 0 | 2 | - | - | - | - | - |
| Fielder, Bill | M | - | - | - | - | - | 0 | 0 | 0 | 0 | 0 | - | - | - | - | - |
| Florie, Thomas | F | - | - | - | - | - | 1 | 90 | 0 | 0 | 0 | 3 | 270 | 1 | 1 | 3 |
| Gallagher, James | D | - | - | - | - | - | 0 | 0 | 0 | 0 | 0 | 3 | 270 | 0 | 0 | 0 |
| Gaetjens, Joseph | F | 3 | 270 | 1 | 0 | 2 | - | - | - | - | - | - | - | - | - | - |
| Gentle, James | D | - | - | - | - | - | - | - | - | - | - | 0 | 0 | 0 | 0 | 0 |
| Gonsalves, Billy | M | 3 | 270 | 0 | 1 | 1 | 1 | 90 | 0 | 0 | 0 | 3 | 270 | 0 | 1 | 1 |
| Keough, Harry | D | 3 | 270 | 0 | 0 | 0 | - | - | - | - | - | - | - | - | - | - |
| Lehman, William | D | - | - | - | - | - | 0 | 0 | 0 | 0 | 0 | - | - | - | - | - |
| Lynch, Tom | M | - | - | - | - | - | 0 | 0 | 0 | 0 | 0 | - | - | - | - | - |
| Maca, Joseph | D | 3 | 270 | 1 | 1 | 3 | - | - | - | - | - | - | - | - | - | - |
| Martinelli, Joseph | D | - | - | - | - | - | 0 | 0 | 0 | 0 | 0 | - | - | - | - | - |
| McGhee, Bart | F | - | - | - | - | - | - | - | - | - | - | 3 | 270 | 1 | 0 | 2 |
| McLean, Bill | F | - | - | - | - | - | 1 | 90 | 0 | 0 | 0 | - | - | - | - | - |
| McIlvenny, Edward | D | 3 | 270 | 0 | 0 | 0 | - | - | - | - | - | - | - | - | - | - |
| Moorhouse, George | D | - | - | - | - | - | 1 | 90 | 0 | 0 | 0 | 3 | 270 | 0 | 0 | 0 |
| Nilsen, Werner | M | - | - | - | - | - | 1 | 90 | 0 | 0 | 0 | - | - | - | - | - |
| Oliver, Arnold | M | - | - | - | - | - | 0 | 0 | 0 | 0 | 0 | - | - | - | - | - |
| Pariani, Gino | M | 3 | 270 | 1 | 0 | 2 | - | - | - | - | - | - | - | - | - | - |
| Patenaude, Bert | F | 3 | 270 | 4 | 0 | 8 | - | - | - | - | - | - | - | - | - | - |
| Pietras, Peter | D | - | - | - | - | - | 1 | 90 | 0 | 0 | 0 | - | - | - | - | - |
| Rapp, Herman | D | - | - | - | - | - | 0 | 0 | 0 | 0 | 0 | - | - | - | - | - |
| Ryan, Francis | M | - | - | - | - | - | 1 | 90 | 0 | 0 | 0 | - | - | - | - | - |
| Slone, Philip | M | - | - | - | - | - | - | - | - | - | - | 0 | 0 | 0 | 0 | 0 |
| Souza, Edward | F | 2 | 180 | 0 | 0 | 0 | - | - | - | - | - | - | - | - | - | - |
| Souza, John | F | 3 | 270 | 0 | 0 | 0 | - | - | - | - | - | - | - | - | - | - |
| Tracy, Ralph | D | - | - | - | - | - | - | - | - | - | - | 3 | 270 | 0 | 0 | 0 |
| Vaughn, Frank | D | - | - | - | - | - | - | - | - | - | - | 0 | 0 | 0 | 0 | 0 |
| Wallace, Frank | M | 3 | 270 | 1 | 0 | 2 | - | - | - | - | - | - | - | - | - | - |
| Wolanin, Adam | M | 1 | 90 | 0 | 0 | 0 | - | - | - | - | - | - | - | - | - | - |
| Wood, Alexander | D | - | - | - | - | - | - | - | - | - | - | 3 | 270 | 0 | 0 | 0 |
| TOTALS | | 3 | 270 | 4 | 2 | 10 | 1 | 90 | 1 | 0 | 2 | 3 | 270 | 7 | 3 | 37 |

GOALKEEPER STATISTICS

| Name | Pos | Brazil 1950 | | | | Italy 1934 | | | | Uruguay 1930 | | | | | |
|--------------------|-----|-------------|------------|--------------|------------|------------|-----------|--------------|------------|--------------|------------|--------------|------------|-----|---|
| | | GP | Min. | W-L-T | GF GA | GP | Min. | W-L-T | GF GA | GP | Min. | W-L-T | GF GA | | |
| Borghini, Frank | GK | 3 | 270 | 1-2-0 | 4 8 | - | - | - | - | - | - | - | - | - | - |
| Douglas, James | GK | - | - | - | - | - | - | - | - | - | 3 | 270 | 2-1-0 | 7 6 | - |
| Gardassanich, Gino | GK | 0 | 0 | 0-0-0 | 0 0 | - | - | - | - | - | - | - | - | - | - |
| Hjulian, Julius | GK | - | - | - | - | 1 | 90 | 0-1-0 | 1 7 | - | - | - | - | - | - |
| TOTALS | | 3 | 270 | 1-2-0 | 4 8 | 1 | 90 | 0-1-0 | 1 7 | 3 | 270 | 2-1-0 | 7 6 | | |

USMNT

MNT HISTORY

WORLD CUP HISTORY

PROGRAMS

COMPETITIONS

U.S. HISTORY & INFO

U.S. Men's National Team All-Time World Cup Appearances

| Player | Caps | Goals | Era | Player | Caps | Goals | Era |
|---------------------|------|-------|------------------|----------------------|------|-------|------------------|
| Agoos, Jeff | 3 | 0 | 1998, 2002 | Lewis, Eddie | 5 | 0 | 2002, 2006 |
| Altidore, Jozy | 5 | 0 | 2010, 2014 | Llamosa, Carlos | 2 | 0 | 2002 |
| Auld, Andrew | 3 | 0 | 1930 | Maca, Joseph | 3 | 1 | 1950 |
| Armstrong, Desmond | 3 | 0 | 1990 | Maisonneuve, Brian | 3 | 0 | 1998 |
| Bahr, Walter | 3 | 0 | 1950 | Mastroeni, Pablo | 5 | 0 | 2002, 2006 |
| Balboa, Marcelo | 8 | 0 | 1990, 1994, 1998 | Mathis, Clint | 3 | 1 | 2002 |
| Banks, Jimmy | 2 | 0 | 1990 | McBride, Brian | 10 | 3 | 1998, 2002, 2006 |
| Beasley, DaMarcus | 11 | 0 | 2002, 06, 10, 14 | McGhee, Bart | 3 | 1 | 1930 |
| Beckerman, Kyle | 3 | 0 | 2014 | McIlvenny, Edward | 3 | 0 | 1950 |
| Bedoya, Alejandro | 4 | 0 | 2014 | McLean, Bill | 1 | 0 | 1934 |
| Berhalter, Gregg | 2 | 0 | 2002, 2006 | Meola, Tony | 7 | 0 | 1990, 1994, 2002 |
| Besler, Matt | 4 | 0 | 2014 | Moore, Joe-Max | 4 | 0 | 1994, 1998, 2002 |
| Bliss, Brian | 1 | 0 | 1990 | Moorhouse, George | 4 | 0 | 1930, 1934 |
| Bocanegra, Carlos | 6 | 0 | 2006, 2010 | Murray, Bruce | 3 | 1 | 1990 |
| Borgh, Frank | 3 | 0 | 1950 | Nilsen, Werner | 1 | 0 | 1934 |
| Bornstein, Jonathan | 2 | 0 | 2010 | O'Brien, John | 6 | 1 | 2002, 2006 |
| Bradley, Michael | 8 | 1 | 2010, 2014 | Olsen, Ben | 1 | 0 | 2006 |
| Brooks, John | 1 | 1 | 2014 | Onyewu, Oguchi | 5 | 0 | 2006, 2010 |
| Brown, James | 3 | 1 | 1930 | Pariani, Gino | 3 | 1 | 1950 |
| Buddle, Edson | 2 | 0 | 2010 | Patenaude, Bert | 3 | 4 | 1930 |
| Burns, Mike | 2 | 0 | 1994, 1998 | Perez, Hugo | 1 | 0 | 1994 |
| Caligiuri, Paul | 7 | 1 | 1990, 1994 | Pietras, Peter | 1 | 0 | 1934 |
| Cameron, Geoff | 3 | 0 | 2014 | Pope, Eddie | 9 | 0 | 1998, 2002, 2006 |
| Cherundolo, Steve | 4 | 0 | 2006, 2010 | Radosavljevic, Preki | 2 | 0 | 1998 |
| Clark, Ricardo | 2 | 0 | 2010 | Ramos, Tab | 9 | 0 | 1990, 1994, 1998 |
| Clavijo, Fernando | 3 | 0 | 1994 | Regis, David | 3 | 0 | 1998, 2002 |
| Colombo, Charles | 3 | 0 | 1950 | Reyna, Claudio | 10 | 0 | 1994, 98, 02, 06 |
| Conrad, Jimmy | 2 | 0 | 2006 | Ryan, Francis | 1 | 0 | 1934 |
| Convey, Bobby | 3 | 0 | 2006 | Sanneh, Tony | 5 | 0 | 2002 |
| Czerkiewicz, Ed | 1 | 0 | 1934 | Sorber, Mike | 4 | 0 | 1994 |
| Davis, Brad | 1 | 0 | 2014 | Souza, Ed | 2 | 0 | 1950 |
| Deering, Chad | 1 | 0 | 1998 | Souza, John | 3 | 0 | 1950 |
| DeMerit, Jay | 4 | 0 | 2010 | Stewart, Earnie | 11 | 1 | 1994, 1998, 2002 |
| Dempsey, Clint | 10 | 4 | 2006, 2010, 2014 | Stollmeyer, John | 2 | 0 | 1990 |
| Dick, Walter | 1 | 0 | 1934 | Sullivan, Chris | 2 | 0 | 1990 |
| Donelli, Aldo | 1 | 1 | 1934 | Torres, José | 1 | 0 | 2010 |
| Donovan, Landon | 12 | 5 | 2002, 2006, 2010 | Tracy, Ralph | 3 | 0 | 1930 |
| Dooley, Thomas | 7 | 0 | 1994, 1998 | Tritttschuh, Steve | 1 | 0 | 1990 |
| Douglas, James | 3 | 0 | 1930 | Vermes, Peter | 3 | 0 | 1990 |
| Edu, Maurice | 3 | 0 | 2010 | Wallace, Frank | 3 | 1 | 1950 |
| Feilhaber, Benny | 3 | 0 | 2010 | Wegerle, Roy | 6 | 0 | 1994, 1998 |
| Findley, Robbie | 3 | 0 | 2010 | Windschmann, Mike | 3 | 0 | 1990 |
| Florie, Thomas | 4 | 1 | 1930, 1934 | Wolanin, Adam | 1 | 0 | 1950 |
| Friedel, Brad | 6 | 0 | 1994, 1998, 2002 | Wolff, Josh | 3 | 0 | 2002, 2006 |
| Gaetjens, Joseph | 3 | 1 | 1950 | Wondolowski, Chris | 2 | 0 | 2014 |
| Gallagher, James | 3 | 0 | 1930 | Wood, Alexander | 3 | 0 | 1930 |
| Gomez, Herculez | 3 | 0 | 2010 | Wynalda, Eric | 8 | 1 | 1990, 1994, 1998 |
| Gonzalez, Omar | 3 | 0 | 2014 | Yedlin, DeAndre | 3 | 0 | 2014 |
| Gonsalves, Billy | 4 | 0 | 1930, 1934 | Zusi, Graham | 4 | 0 | 2014 |
| Green, Julian | 1 | 1 | 2014 | | | | |
| Harkes, John | 6 | 0 | 1990, 1994 | | | | |
| Hejduk, Frankie | 7 | 0 | 1998, 2002 | | | | |
| Hjulian, Julius | 1 | 0 | 1934 | | | | |
| Holden, Stuart | 1 | 0 | 2010 | | | | |
| Howard, Tim | 8 | 0 | 2010, 2014 | | | | |
| Johannsson, Aron | 1 | 0 | 2014 | | | | |
| Johnson, Eddie | 2 | 0 | 2006 | | | | |
| Johnson, Fabian | 4 | 0 | 2014 | | | | |
| Jones, Cobi | 11 | 0 | 1994, 1998, 2002 | | | | |
| Jones, Jermaine | 4 | 1 | 2014 | | | | |
| Keller, Kasey | 5 | 0 | 1990, 98, 02, 06 | | | | |
| Keough, Harry | 3 | 0 | 1950 | | | | |
| Kooiman, Cle | 1 | 0 | 1994 | | | | |
| Lalas, Alexi | 4 | 0 | 1994, 1998 | | | | |

U.S. MNT All-Time World Cup Leaders

APPEARANCES

| | Name | Caps | Goals | Era |
|-----|-------------------|------|-------|----------------|
| 1. | Donovan, Landon | 12 | 5 | 2002, 06, 10 |
| 2. | Beasley, DaMarcus | 11 | 0 | 02, 06, 10, 14 |
| | Jones, Cobi | 11 | 0 | 1994, 98, 02 |
| | Stewart, Earnie | 11 | 1 | 1994, 98, 02 |
| 5. | Dempsey, Clint | 10 | 4 | 2006, 10, 14 |
| | McBride, Brian | 10 | 3 | 1998, 02, 06 |
| | Reyna, Claudio | 10 | 0 | 94, 98, 02, 06 |
| 8. | Pope, Eddie | 9 | 0 | 1998, 02, 06 |
| | Ramos, Tab | 9 | 0 | 1990, 94, 98 |
| 10. | Balboa, Marcelo | 8 | 0 | 1990, 94, 98 |
| | Bradley, Michael | 8 | 1 | 2010, 14 |
| | Howard, Tim | 8 | 0 | 2010, 14 |
| | Wynalda, Eric | 8 | 1 | 1990, 94, 98 |
| 14. | Caligiuri, Paul | 7 | 1 | 1990, 94 |
| | Dooley, Thomas | 7 | 0 | 1994, 98 |
| | Hejduk, Frankie | 7 | 0 | 1998, 02 |
| | Meola, Tony | 7 | 0 | 1990, 94, 02 |
| 18. | Bocanegra, Carlos | 6 | 0 | 2006, 10 |
| | Friedel, Brad | 6 | 0 | 1994, 98, 02 |
| | Harkes, John | 6 | 0 | 1990, 94 |
| | O'Brien, John | 6 | 1 | 2002, 06 |
| | Wegerle, Roy | 6 | 0 | 1994, 98 |

GOAL SCORERS

| | Name | Goals | Caps | Era |
|----|------------------|-------|------|--------------|
| 1. | Donovan, Landon | 5 | 12 | 2002, 06, 10 |
| 2. | Dempsey, Clint | 4 | 10 | 2006, 10, 14 |
| | Patenaude, Bert | 4 | 3 | 1930 |
| | McBride, Brian | 3 | 10 | 1998, 02, 06 |
| 5. | Bradley, Michael | 1 | 8 | 2010, 14 |
| | Brooks, John | 1 | 1 | 2014 |
| | Brown, James | 1 | 3 | 1930 |
| | Caligiuri, Paul | 1 | 7 | 1990, 94 |
| | Donelli, Aldo | 1 | 1 | 1934 |
| | Florie, Thomas | 1 | 4 | 1930, 34 |
| | Gaetjens, Joseph | 1 | 3 | 1950 |
| | Green, Julian | 1 | 1 | 2014 |
| | Maca, Joseph | 1 | 3 | 1950 |
| | Mathis, Clint | 1 | 3 | 2002 |
| | McGhee, Bart | 1 | 3 | 1930 |
| | Murray, Bruce | 1 | 3 | 1990 |
| | O'Brien, John | 1 | 6 | 2002, 06 |
| | Pariani, Gino | 1 | 3 | 1950 |
| | Stewart, Earnie | 1 | 11 | 1994, 98, 02 |
| | Wallace, Frank | 1 | 3 | 1950 |
| | Wynalda, Eric | 1 | 8 | 1990, 94, 98 |

Goalkeepers

MODERN ERA: APPEARANCES

| | Name | Caps | Starts | Era |
|----|---------------|------|--------|----------------|
| 1. | Howard, Tim | 8 | 8 | 2010, 14 |
| 2. | Meola, Tony | 7 | 7 | 1990, 94, 02 |
| 3. | Friedel, Brad | 6 | 6 | 1994, 98, 02 |
| 4. | Keller, Kasey | 5 | 5 | 90, 98, 02, 06 |

MODERN ERA: WINS

| | Name | Wins | Caps | Era |
|----|---------------|------|------|----------------|
| 1. | Friedel, Brad | 2 | 6 | 1994, 98, 02 |
| | Howard, Tim | 2 | 8 | 2010, 14 |
| 3. | Meola, Tony | 1 | 7 | 1990, 94, 02 |
| 4. | Keller, Kasey | 0 | 5 | 90, 98, 02, 06 |

MODERN ERA: SHUTOUTS

| | Name | SO | Caps | Era |
|----|---------------|----|------|----------------|
| 1. | Friedel, Brad | 1 | 6 | 1994, 98, 02 |
| | Howard, Tim | 1 | 8 | 2010, 14 |
| 3. | Keller, Kasey | 0 | 5 | 90, 98, 02, 06 |
| | Meola, Tony | 0 | 7 | 1990, 94, 02 |

Past World Cup Sites & Results

| Year | Site | Champion | Manager | Score | Runner-up | Third Place |
|------|--------------|------------|---------------------|--------------|----------------|--------------------------|
| 2018 | Russia | France | Didier Deschamps | 4-2 | Croatia | Belgium 2, England 0 |
| 2014 | Brazil | Germany | Joachim Löw | 1-0 (ot) | Argentina | Netherlands 3, Brazil 0 |
| 2010 | South Africa | Spain | Vicente del Bosque | 1-0 (ot) | Netherlands | Germany 3, Uruguay 2 |
| 2006 | Germany | Italy | Marcello Lippi | 1-1 (5-3 pk) | France | Germany 3, Portugal 1 |
| 2002 | Korea/Japan | Brazil | Luiz Felipe Scolari | 2-0 | Germany | Turkey 3, Korea Rep. 2 |
| 1998 | France | France | Aime Jacquet | 3-0 | Brazil | Croatia 2, Holland 1 |
| 1994 | USA | Brazil | Carlos Parreira | 0-0 (3-2 pk) | Italy | Sweden 4, Bulgaria 0 |
| 1990 | Italy | W. Germany | Franz Beckenbauer | 1-0 | Argentina | Italy 2, England 1 |
| 1986 | Mexico | Argentina | Carlos Bilardo | 3-2 | W. Germany | France 4, Belgium 2 (ot) |
| 1982 | Spain | Italy | Enzo Bearzot | 3-1 | W. Germany | Poland 3, France 2 |
| 1978 | Argentina | Argentina | Cesar Menotti | 3-1 (ot) | Netherlands | Brazil 2, Italy 1 |
| 1974 | W. Germany | W. Germany | Helmut Schoen | 2-1 | Netherlands | Poland 1, Brazil 0 |
| 1970 | Mexico | Brazil | Mario Zagalo | 4-1 | Italy | W. Germany 1, Uruguay 0 |
| 1966 | England | England | Alf Ramsey | 4-2 (ot) | West Germany | Portugal 2, USSR 1 |
| 1962 | Chile | Brazil | Aymore Moreira | 3-1 | Czechoslovakia | Chile 1, Yugoslavia 0 |
| 1958 | Sweden | Brazil | Vicente Feola | 5-2 | Sweden | France 6, W. Germany 3 |
| 1954 | Switzerland | W. Germany | Sepp Herberger | 3-2 | Hungary | Austria 3, Uruguay 1 |
| 1950 | Brazil | Uruguay | Juan Lopez | 2-1 | Brazil | Sweden |
| 1938 | France | Italy | Vittorio Pozzo | 4-2 | Hungary | Brazil 4, Sweden 2 |
| 1934 | Italy | Italy | Vittorio Pozzo | 2-1 (ot) | Czechoslovakia | Germany 3, Austria 2 |
| 1930 | Uruguay | Uruguay | Alberto Supicci | 4-2 | Argentina | USA |

World Cup Attendance & Goal History

| Year | Site | Matches | Total Attendance | Average Attendance/Match | Total Goals | Average Goals/Match |
|------|--------------|---------|------------------|--------------------------|-------------|---------------------|
| 2018 | Russia | 64 | 3,031,768 | 47,371 | 169 | 2.64 |
| 2014 | Brazil | 64 | 3,429,873 | 53,592 | 171 | 2.67 |
| 2010 | South Africa | 64 | 3,178,856 | 49,670 | 145 | 2.27 |
| 2006 | Germany | 64 | 3,359,439 | 52,491 | 147 | 2.30 |
| 2002 | Korea/Japan | 64 | 2,705,134 | 42,268 | 161 | 2.53 |
| 1998 | France | 64 | 2,785,100 | 43,517 | 171 | 2.67 |
| 1994 | USA | 52 | 3,587,538 | 68,991 | 141 | 2.71 |
| 1990 | Italy | 52 | 2,517,348 | 48,411 | 115 | 2.21 |
| 1986 | Mexico | 52 | 2,441,731 | 43,956 | 132 | 2.54 |
| 1982 | Spain | 52 | 1,856,277 | 35,698 | 146 | 2.80 |
| 1978 | Argentina | 38 | 1,610,215 | 42,374 | 102 | 2.68 |
| 1974 | West Germany | 38 | 1,774,022 | 46,685 | 97 | 2.55 |
| 1970 | Mexico | 32 | 1,673,975 | 52,312 | 95 | 2.96 |
| 1966 | England | 32 | 1,614,677 | 50,458 | 89 | 2.78 |
| 1962 | Chile | 32 | 776,000 | 24,250 | 89 | 2.78 |
| 1958 | Sweden | 35 | 868,000 | 24,800 | 126 | 3.60 |
| 1954 | Switzerland | 26 | 943,000 | 36,270 | 140 | 5.38 |
| 1950 | Brazil | 22 | 1,337,000 | 60,772 | 88 | 4.00 |
| 1938 | France | 18 | 483,000 | 26,833 | 84 | 4.66 |
| 1934 | Italy | 17 | 395,000 | 23,235 | 70 | 4.11 |
| 1930 | Uruguay | 18 | 434,500 | 24,139 | 70 | 3.89 |

U.S. Men's National Team All-Time World Cup Qualifying Appearances

| Player | Caps | Goals | Era | Player | Caps | Goals | Era |
|----------------------|------|-------|-----------|-----------------------|------|-------|-----------|
| Acosta, Kellyn | 6 | 0 | 2016-2017 | Davis, Rick | 12 | 1 | 1980-1988 |
| Adu, Freddy | 6 | 1 | 2008-2009 | DeLong, Gary | 3 | 0 | 1968 |
| Agoos, Jeff | 26 | 0 | 1996-2001 | DeMerit, Jay | 3 | 0 | 2008-2009 |
| Albrecht, Dietrich | 6 | 1 | 1968 | Dempsey, Clint | 43 | 18 | 2004-2017 |
| Albright, Chris | 8 | 0 | 2001-2005 | DiBernardo, Angelo | 10 | 1 | 1980-1985 |
| Altidore, Jozy | 41 | 18 | 2008-2017 | Diskerd, Mix | 4 | 0 | 2013-2016 |
| Armas, Chris | 19 | 0 | 2001-2005 | Djordjevic, Slodubian | 1 | 0 | 1972 |
| Armstrong, Desmond | 3 | 0 | 1988-1989 | Donelli, Aldo | 1 | 4 | 1934 |
| Arnaud, Davy | 1 | 0 | 2008 | Donovan, Landon | 40 | 13 | 2001-2013 |
| Arriola, Paul | 7 | 1 | 2016-2017 | Dooley, Thomas | 12 | 1 | 1996-1997 |
| Bachmeier, Adolf | 9 | 0 | 1965-1968 | Doyle, John | 4 | 0 | 1988-1989 |
| Baker, Gerry | 5 | 2 | 1968 | Duback, Jeff | 1 | 0 | 1989 |
| Bahr, Walter | 9 | 1 | 1949-1957 | DuBose, Winston | 2 | 0 | 1980-1984 |
| Balboa, Marcelo | 10 | 0 | 1989-1997 | Durgan, Jeff | 3 | 0 | 1984-1985 |
| Banach, Orest | 4 | 0 | 1969-1972 | Eck, Ted | 1 | 0 | 1989 |
| Bandov, Boris | 8 | 1 | 1976-1980 | Edu, Maurice | 12 | 0 | 2008-2013 |
| Banks, Jimmy | 4 | 0 | 1989 | Eichmann, Eric | 3 | 1 | 1989 |
| Barone, Gary | 1 | 0 | 1972 | Ely, Alex | 3 | 0 | 1965 |
| Barrett, Chad | 1 | 0 | 2008 | Embarger, Edward | 2 | 0 | 1954 |
| Barto, Barry | 4 | 0 | 1972 | Engedal, Svend | 2 | 0 | 1957 |
| Bayardo, Abaunza | 3 | 0 | 1965-1969 | Eppy, William | 1 | 0 | 1957 |
| Beasley, DaMarcus | 35 | 6 | 2001-2017 | Evans, Brad | 5 | 1 | 2013 |
| Beckerman, Kyle | 8 | 0 | 2009-2016 | Fajkus, Charlie | 2 | 0 | 1984-1985 |
| Bedoya, Alejandro | 8 | 0 | 2013-2017 | Feher, Sandy | 2 | 0 | 1968 |
| Benedek, Janos | 1 | 0 | 1968 | Feilhaber, Benny | 7 | 0 | 2009-2017 |
| Benitez, Jorge | 2 | 0 | 1972 | Ficken, Dieter | 1 | 0 | 1972 |
| Berhalter, Gregg | 14 | 0 | 2001-2005 | Finlay, Ethan | 1 | 0 | 2016 |
| Besler, Matt | 14 | 1 | 2013-2017 | Fister, Karl | 2 | 1 | 1960 |
| Birnbaum, Steve | 2 | 0 | 2016 | Flater, Mike | 5 | 0 | 1976 |
| Bicek, Helmut | 5 | 2 | 1960-1965 | Florie, Thomas | 1 | 1 | 1934 |
| Bick, Sam | 1 | 0 | 1976 | Formoso, Santiago | 3 | 0 | 1976 |
| Bliss, Brian | 9 | 1 | 1988-1989 | Fowles, Colin | 3 | 0 | 1980 |
| Bocanegra, Carlos | 31 | 5 | 2004-2012 | Fox, Mike | 4 | 0 | 1985 |
| Borghji, Frank | 5 | 0 | 1949-1954 | Franks, Leroy | 1 | 0 | 1957 |
| Borja, Hernan | 5 | 1 | 1984-1988 | Fraser, Robin | 1 | 1 | 2001 |
| Bornstein, Jonathan | 6 | 1 | 2008-2009 | Friedel, Brad | 13 | 0 | 1996-2001 |
| Boyd, Terrence | 3 | 0 | 2013 | Fry, Chance | 1 | 0 | 1984 |
| Bradley, Michael | 40 | 7 | 2008-2017 | Gabarra, Jim | 6 | 0 | 1989 |
| Brcic, David | 2 | 0 | 1984-1985 | Gallagher, James | 1 | 0 | 1930-1934 |
| Brooks, John | 4 | 0 | 2016-2017 | Gansler, Bob | 2 | 0 | 1968 |
| Brown, George | 1 | 0 | 1957 | Geimer, Gene | 4 | 2 | 1972 |
| Burkard, Robert | 1 | 0 | 1957 | Gentile, Carl | 3 | 0 | 1968 |
| Burns, Mike | 11 | 0 | 1996-1997 | Gerley, Victor | 4 | 0 | 1965 |
| Califf, Danny | 4 | 0 | 2005-2009 | Getzinger, Rudy | 3 | 1 | 1972 |
| Caligiuri, Paul | 9 | 2 | 1985-1997 | Gibbs, Cory | 6 | 0 | 2004-2005 |
| Cameron, Fred | 3 | 0 | 1965 | Gomez, Herculez | 8 | 2 | 2013 |
| Cameron, Geoff | 24 | 2 | 2013-2017 | Gonsalves, Billy | 1 | 0 | 1930-1934 |
| Canter, Dan | 6 | 0 | 1984-1985 | Gonzalez, Omar | 18 | 0 | 2013-2017 |
| Cantillo, Ringo | 4 | 0 | 1980 | Gooch, Lynden | 1 | 0 | 2016 |
| Carroll, Brian | 1 | 0 | 2005 | Goodson, Clarence | 8 | 0 | 2008-2013 |
| Casey, Conor | 7 | 2 | 2004-2009 | Gordon, Alan | 1 | 0 | 2012 |
| Casey, Cornelius | 4 | 1 | 1954 | Gormley, Robert | 1 | 0 | 1954 |
| Castillo, Edgar | 6 | 0 | 2013-2016 | Goulet, Brent | 3 | 0 | 1989 |
| Chachurian, Yprem | 3 | 1 | 1954 | Grabowski, Gene | 1 | 0 | 1957 |
| Chandler, Timmy | 3 | 0 | 2013-2016 | Grgurev, Fred | 5 | 0 | 1976 |
| Cherundolo, Steve | 26 | 0 | 2001-2012 | Griwnow, Steve | 1 | 0 | 1954 |
| Ching, Brian | 16 | 6 | 2004-2009 | Guzan, Brad | 15 | 0 | 2008-2017 |
| Chyzowych, Walter | 2 | 0 | 1965 | Gyau, Philip | 1 | 0 | 1989 |
| Clark, Ricardo | 8 | 1 | 2005-2009 | Hamlyn, Alan | 3 | 0 | 1972 |
| Clear, Edward | 3 | 0 | 1968 | Hahnemann, Marcus | 1 | 0 | 2005 |
| Cohen, Neil | 1 | 0 | 1976 | Hanna, James | 1 | 0 | 1957 |
| Coker, Ade | 2 | 2 | 1984 | Harkes, John | 21 | 0 | 1989-1997 |
| Colombo, Charles | 4 | 0 | 1949 | Hausemann, Larry | 3 | 0 | 1968-1972 |
| Conrad, Jim | 1 | 0 | 2005 | Hejduk, Frankie | 17 | 2 | 1996-2009 |
| Convey, Bobby | 7 | 0 | 2004-2005 | Henderson, Chris | 3 | 1 | 1997-2001 |
| Cook, Elwood | 3 | 0 | 1957 | Hjulian, Julius | 1 | 0 | 1934 |
| Cooper, Kenny | 2 | 1 | 2008-2009 | Holden, Stuart | 6 | 0 | 2009-2013 |
| Corona, Joe | 2 | 0 | 2013 | Hooker, Jeff | 1 | 0 | 1985 |
| Corrales, Ramiro | 1 | 0 | 2004 | Howard, Tim | 39 | 0 | 2004-2017 |
| Counce, Dan | 1 | 0 | 1976 | Hulcer, Larry | 2 | 0 | 1980 |
| Craddock Jr., Robert | 1 | 0 | 1954 | Hynes, Jack | 4 | 0 | 1949 |
| Crow, Kevin | 3 | 0 | 1984-1988 | Johannsson, Aron | 3 | 1 | 2013 |
| Crudo, Tony | 1 | 0 | 1980 | Johnson, Eddie | 19 | 12 | 2004-2013 |
| Cunningham, Jeff | 2 | 0 | 2005 | Johnson, Fabian | 17 | 1 | 2013-2017 |
| Czerkiewicz, Ed | 1 | 0 | 1934 | Jones, Cobi | 30 | 3 | 1996-2004 |
| Cziotka, Andy | 4 | 0 | 1965 | Jones, Jermaine | 17 | 0 | 2012-2017 |
| Davies, Charlie | 6 | 2 | 2008-2009 | Joseph, Miles | 1 | 0 | 1996 |
| Davis, Brad | 4 | 0 | 2013 | Kapp, Erhardt | 2 | 1 | 1984-1985 |

USMNT
MNT HISTORY
WORLD CUP HISTORY
PROGRAMS
COMPETITIONS
U.S. HISTORY & INFO

| Player | Caps | Goals | Era |
|---------------------|------|-------|-----------|
| Keohoe, Bob | 4 | 0 | 1965 |
| Keller, Kasey | 31 | 0 | 1996-2005 |
| Keough, Harry | 11 | 1 | 1949-1957 |
| Keough, Ty | 3 | 0 | 1980 |
| Kerr Jr., John | 3 | 1 | 1985 |
| Kirovski, Jovan | 11 | 0 | 1996-2004 |
| Klein, Chris | 2 | 0 | 2001 |
| Kljestan, Sacha | 18 | 2 | 2008-2016 |
| Klopas, Frank | 7 | 2 | 1988-1989 |
| Krat, Nick | 8 | 0 | 1968-1972 |
| Kreiger, Cornell | 2 | 0 | 1965 |
| Kreis, Jason | 2 | 0 | 1996-2001 |
| Krumpe, Paul | 2 | 1 | 1988-1989 |
| Lalas, Alexi | 12 | 0 | 1996-1997 |
| Lassiter, Roy | 5 | 3 | 1996-1997 |
| Lehman, William | 1 | 0 | 1934 |
| Lewis, Eddie | 21 | 3 | 2001-2008 |
| Lillie, Bud | 1 | 0 | 1957 |
| Liveric, Mark | 3 | 0 | 1980 |
| Llamosa, Carlos | 9 | 0 | 2001 |
| Lletget, Sebastian | 1 | 1 | 2017 |
| Looby, William | 6 | 4 | 1954-1957 |
| Maisonneuve, Brian | 1 | 0 | 1997 |
| Makowski, Greg | 3 | 0 | 1980 |
| Malinowski, Donald | 3 | 0 | 1954 |
| Malizewski, Michael | 1 | 0 | 1969 |
| Mapp, Justin | 1 | 0 | 2005 |
| Marsch, Jesse | 1 | 0 | 2001 |
| Marshall, Chad | 3 | 0 | 2005-2009 |
| Martin, Manuel | 4 | 0 | 1949 |
| Martino, Kyle | 2 | 1 | 2005 |
| Mason, John | 1 | 0 | 1976 |
| Mason, Michael | 3 | 0 | 1997 |
| Mastroeni, Pablo | 15 | 0 | 2004-2009 |
| Mata, Walner | 5 | 0 | 1969-1972 |
| Matevich, Pete | 3 | 2 | 1949 |
| Mathis, Clint | 7 | 2 | 2001-2004 |
| Mausser, Arnold | 11 | 0 | 1976-1985 |
| McBride, Brian | 25 | 10 | 1996-2005 |
| McBride, Pat | 4 | 0 | 1969-1972 |
| McLaughlin, Ben | 7 | 0 | 1949-1957 |
| McLean, Bill | 1 | 0 | 1934 |
| Mendoza, Ruben | 4 | 2 | 1954-1957 |
| Meola, Tony | 5 | 0 | 1989-2001 |
| McCarty, Dax | 1 | 0 | 2017 |
| Miazga, Matt | 1 | 0 | 2015 |
| Millar, Peter | 8 | 3 | 1968 |
| Monsen, Lloyd | 1 | 0 | 1957 |
| Moor, Drew | 1 | 0 | 2008 |
| Moore, Joe-Max | 20 | 5 | 1996-2001 |
| Moore, Johnny | 4 | 0 | 1972 |
| Moorhouse, George | 1 | 0 | 1934 |
| Mora, Sergio | 1 | 0 | 1972 |
| Morris, Jordan | 5 | 0 | 2015-2017 |
| Moyers, Steve | 3 | 2 | 1980 |
| Murphy, Eddie | 13 | 5 | 1957-1969 |
| Murphy, James | 2 | 1 | 1957 |
| Murphy, Russell | 2 | 0 | 1957 |
| Murray, Bruce | 10 | 1 | 1988-1989 |
| Nanchoff, Louis | 2 | 0 | 1980 |
| Nagbe, Darlington | 11 | 0 | 2015-2017 |
| Nilsen, Werner | 1 | 0 | 1934 |
| Noonan, Pat | 4 | 0 | 2005 |
| O'Brien, John | 7 | 1 | 2001-2005 |
| O'Connell, John | 2 | 0 | 1954 |
| Olsen, Ben | 1 | 0 | 2001 |
| Onyewu, Oguchi | 21 | 1 | 2004-2012 |
| Orozco, Michael | 6 | 1 | 2008-2016 |
| Pal, Josef | 1 | 0 | 1965 |
| Pastor, George | 1 | 0 | 1989 |
| Parkhurst, Michael | 4 | 0 | 2008-2013 |
| Parkinson, Andrew | 1 | 0 | 1984 |
| Pearce, Heath | 9 | 0 | 2008-2009 |
| Pecher, Steve | 7 | 0 | 1976-1980 |
| Pellizaro, Val | 2 | 0 | 1957 |
| Perez, Hugo | 7 | 2 | 1984-1988 |
| Pesa, Njego | 3 | 0 | 1980 |
| Peterson, Mark | 3 | 1 | 1985 |
| Petramale, Eugene | 1 | 0 | 1954 |
| Pietras, Peter | 1 | 0 | 1934 |

| Player | Caps | Goals | Era |
|----------------------|------|-------|-----------|
| Pollihan, Jim | 4 | 0 | 1976 |
| Pope, Eddie | 31 | 3 | 1996-2005 |
| Pulisic, Christian | 13 | 7 | 2016-2017 |
| Quaranta, Santino | 5 | 0 | 2005 |
| Radosavljevic, Preki | 10 | 2 | 1996-2001 |
| Radwanski, Ed | 1 | 0 | 1985 |
| Ralbovsky, Steve | 3 | 0 | 1976 |
| Ralston, Steve | 9 | 2 | 2004-2005 |
| Ramos, Tab | 15 | 3 | 1989-2001 |
| Razov, Ante | 9 | 3 | 2001 |
| Ream, Tim | 6 | 0 | 2015-2017 |
| Regis, David | 12 | 0 | 2001 |
| Rensing, Gary | 4 | 0 | 1972 |
| Resznecki, Tibor | 3 | 0 | 1965 |
| Reyna, Claudio | 31 | 1 | 1996-2005 |
| Rogers, Robbie | 1 | 0 | 2009 |
| Rolfe, Chris | 2 | 0 | 2008 |
| Rooney, Robert | 2 | 0 | 1957 |
| Roth, Werner | 2 | 0 | 1972 |
| Roy, Willy | 11 | 6 | 1965-1972 |
| Rys, Miro | 1 | 1 | 1976 |
| Sanneh, Tony | 16 | 0 | 1997-2004 |
| Savage, Bruce | 1 | 0 | 1984 |
| Scarina, Frederick | 1 | 0 | 1972 |
| Shea, Brek | 3 | 0 | 2012-2013 |
| Sheppell, William | 8 | 0 | 1949-1954 |
| Shmotolocha, Walter | 1 | 1 | 1965 |
| Skotarek, Alex | 5 | 0 | 1976 |
| Smith, Bobby | 4 | 0 | 1976 |
| Snylyk, Zenon | 2 | 0 | 1957 |
| Sommer, Juergen | 1 | 0 | 1997 |
| Sorber, Mike | 7 | 0 | 1997 |
| Souza, Edward | 1 | 0 | 1954 |
| Souza, John | 5 | 2 | 1949 |
| Spector, Jonathan | 6 | 0 | 2004-2009 |
| Springthorpe, Terry | 1 | 0 | 1957 |
| Stanko, Caleb | 1 | 0 | 2016 |
| Stewart, Earnie | 30 | 9 | 1996-2004 |
| Stollmeyer, John | 9 | 0 | 1988-1989 |
| Stritzl, Zigfried | 6 | 1 | 1968 |
| Szetela, Danny | 2 | 0 | 2008 |
| Thompson, Gregg | 4 | 0 | 1984-1985 |
| Thornton, Zach | 1 | 0 | 2001 |
| Thorrington, John | 2 | 0 | 2008 |
| Torres, Jose | 9 | 0 | 2008-2012 |
| Traina, John Peter | 1 | 0 | 1957 |
| Trittichuh, Steve | 10 | 1 | 1988-1989 |
| Trost, Al | 5 | 0 | 1976 |
| Twellman, Taylor | 5 | 1 | 2004-2005 |
| Van der Beck, Perry | 7 | 0 | 1980-1985 |
| Vanney, Greg | 10 | 1 | 1996-2005 |
| Vanole, David | 5 | 0 | 1988-1989 |
| Vasquez, Martin | 3 | 0 | 1996-1997 |
| Vee, Juli | 3 | 1 | 1976 |
| Vermes, Peter | 10 | 0 | 1988-1997 |
| Villa, Greg | 2 | 1 | 1980 |
| Villafaña, Jorge | 6 | 0 | 2017 |
| Wagner, David | 4 | 0 | 1997 |
| Wallace, Frank | 4 | 2 | 1949 |
| Watman, Ben | 1 | 1 | 1949 |
| Wecke, Herman | 5 | 0 | 1954-1957 |
| Wegerle, Roy | 3 | 2 | 1997 |
| Whitehead, Robert | 1 | 0 | 1957 |
| Williams, Danny | 5 | 0 | 2012-2013 |
| Williams, Richie | 2 | 0 | 2001 |
| Windschmann, Mike | 13 | 0 | 1985-1989 |
| Winter, Mike | 4 | 0 | 1972 |
| Wit, Dennis | 2 | 0 | 1976 |
| Wolff, Josh | 10 | 3 | 2001-2005 |
| Wood, Bobby | 14 | 5 | 2015-2017 |
| Wynalda, Eric | 11 | 5 | 1996-1997 |
| Wynne, Marvell | 1 | 0 | 2009 |
| Yacopec, Louis | 1 | 0 | 1957 |
| Yedlin, DeAndre | 10 | 0 | 2015-2017 |
| Zardes, Gyasi | 4 | 1 | 2015-2016 |
| Zavagnin, Kerry | 6 | 0 | 2004-2005 |
| Zerhusen, Al | 7 | 1 | 1957-1965 |
| Zusi, Graham | 20 | 3 | 2012-2017 |

U.S. MNT All-Time World Cup Qualifying Goal Scorers

| Name | Era | GP/GS | Gls | Name | Era | GP/GS | Gls |
|----------------------|----------------------|-------|-----|-----------------------|--------------|-------|-----|
| Altidore, Jozy | 2010, 14, 18 | 41/29 | 18 | Wegerle, Roy | 1998 | 3/3 | 2 |
| Dempsey, Clint | 2006, 10, 14, 18 | 43/31 | 18 | Adu, Freddy | 2010 | 5/3 | 1 |
| Donovan, Landon | 2002, 06, 10, 14 | 40/38 | 13 | Albrecht, Dietrich | 1970 | 6/6 | 1 |
| Johnson, Eddie | 2006, 10, 14 | 19/10 | 12 | Arriola, Paul | 2018 | 7/3 | 1 |
| McBride, Brian | 1998, 02, 06 | 25/19 | 10 | Bahr, Walter | 1950, 54, 58 | 9/9 | 1 |
| Stewart, Earnie | 1998, 02, 06 | 30/27 | 9 | Bandov, Boris | 1978, 82 | 8/8 | 1 |
| Bradley, Michael | 2010, 14, 18 | 40/40 | 7 | Besler, Matt | 2014, 18 | 14/14 | 1 |
| Pulisic, Christian | 2018 | 13/11 | 7 | Bliss, Brian | 1990 | 9/9 | 1 |
| Beasley, DaMarcus | 2002, 06, 10, 14, 18 | 35/33 | 6 | Borja, Hernan "Chico" | 1986, 90 | 5/4 | 1 |
| Ching, Brian | 2006, 10 | 11/9 | 6 | Bornstein, Jonathan | 2010 | 6/6 | 1 |
| Roy, Willy | 1966, 70, 74 | 11/11 | 6 | Casey, Cornelius | 1954 | 4/4 | 1 |
| Bocanegra, Carlos | 2006, 10, 14 | 31/31 | 5 | Chachurian, Yprem | 1954 | 3/3 | 1 |
| Moore, Joe-Max | 1998, 02 | 20/16 | 5 | Clark, Ricardo | 2006, 10 | 8/5 | 1 |
| Murphy, Eddie | 1958, 62, 66, 70 | 13/13 | 5 | Cooper, Kenny | 2010 | 1/1 | 1 |
| Wood, Bobby | 2018 | 14/11 | 5 | Davis, Rick | 1982, 86 | 12/12 | 1 |
| Wynalda, Eric | 1998 | 11/11 | 5 | DiBernardo, Angelo | 1982, 86 | 10/9 | 1 |
| Donelli, Aldo "Buff" | 1934 | 1/1 | 4 | Dooley, Thomas | 1998 | 12/12 | 1 |
| Looby, William | 1954, 58 | 6/6 | 4 | Eichmann, Eric | 1990 | 3/2 | 1 |
| Jones, Cobi | 1998, 02, 06 | 30/16 | 3 | Evans, Brad | 2014 | 5/5 | 1 |
| Lassiter, Roy | 1998 | 5/2 | 3 | Fister, Karl | 1962 | 2/2 | 1 |
| Lewis, Eddie | 2002, 06, 10 | 21/12 | 3 | Getzinger, Rudy | 1974 | 3/3 | 1 |
| Millar, Peter | 1970, 74 | 8/8 | 3 | Henderson, Chris | 1998, 02 | 3/1 | 1 |
| Pope, Eddie | 1998, 02, 06 | 31/31 | 3 | Johannsson, Aron | 2014 | 3/1 | 1 |
| Ramos, Tab | 1990, 98, 02 | 15/13 | 3 | Johnson, Fabian | 2014, 18 | 17/17 | 1 |
| Razov, Ante | 2002 | 9/6 | 3 | Kapp, Erhardt | 1986 | 2/2 | 1 |
| Wolff, Josh | 2002, 06 | 10/6 | 3 | Keough, Harry | 1950, 54, 58 | 11/11 | 1 |
| Zusi, Graham | 2014, 2018 | 20/14 | 3 | Kerr, John Jr. | 1986 | 3/2 | 1 |
| Baker, Gerry | 1970 | 5/5 | 2 | Krumpe, Paul | 1990 | 2/2 | 1 |
| Bicek, Helmut | 1962, 66 | 5/5 | 2 | Lletget, Sebastian | 2017 | 1/1 | 1 |
| Caligiuri, Paul | 1986, 90, 98 | 9/7 | 2 | Martino, Kyle | 2006 | 2/1 | 1 |
| Cameron, Geoff | 2014, 18 | 24/20 | 2 | Murphy, James | 1958 | 2/2 | 1 |
| Casey, Conor | 2006, 10 | 6/6 | 2 | Murray, Bruce | 1990 | 10/9 | 1 |
| Coker, Ade | 1986 | 2/1 | 2 | O'Brien, John | 2002, 06 | 7/4 | 1 |
| Davies, Charlie | 2010 | 6/4 | 2 | Onyewu, Oguchi | 2006, 10, 14 | 13/11 | 1 |
| Geimer, Gene | 1974 | 4/4 | 2 | Orozco, Michael | 2014, 18 | 6/5 | 1 |
| Gomez, Herculez | 2014 | 8/8 | 2 | Peterson, Mark | 1986 | 3/2 | 1 |
| Hejduk, Frankie | 1998, 02, 06, 10 | 17/13 | 2 | Reyna, Claudio | 1998, 02, 06 | 31/30 | 1 |
| Kljestan, Sacha | 2010, 2014, 18 | 18/9 | 2 | Rys, Miro | 1978 | 1/1 | 1 |
| Matevich, Pete | 1950 | 3/3 | 2 | Shmotoloka, Walter | 1966 | 1/1 | 1 |
| Mathis, Clint | 2002, 06 | 7/5 | 2 | Stritzl, Zigfried | 1970 | 6/6 | 1 |
| Mendoza, Ruben | 1954, 58 | 4/4 | 2 | Trittschuh, Steve | 1990 | 10/9 | 1 |
| Moyers, Steve | 1982 | 3/1 | 2 | Tweliman, Taylor | 2006 | 5/3 | 1 |
| Perez, Hugo | 1986, 90 | 7/6 | 2 | Vanney, Greg | 1998, 02, 06 | 10/8 | 1 |
| Radosavljevic, Preki | 1998 | 10/4 | 2 | Veee, Juli | 1978 | 3/3 | 1 |
| Ralston, Steve | 2006 | 8/6 | 2 | Villa, Greg | 1982 | 2/1 | 1 |
| Souza, John | 1950, 54 | 5/5 | 2 | Wattman, Ben | 1950 | 2/2 | 1 |
| Wallace, Frank | 1950 | 4/4 | 2 | Zardes, Gyasi | 2018 | 4/3 | 1 |
| | | | | Zerhusen, Al | 1958, 62, 66 | 7/7 | 1 |

USMNT

MNT HISTORY

WORLD CUP HISTORY

PROGRAMS

COMPETITIONS

U.S. HISTORY & INFO

All-Time U.S. Qualifying Results by Opponent

| Opponent | W-L-T | GF/GA |
|------------------------------|--------|-------|
| Antigua & Barbuda | 2-0-0 | 5/2 |
| Barbados | 4-0-0 | 20/0 |
| Bermuda | 2-0-0 | 8/2 |
| Canada | 4-6-3 | 20/23 |
| Costa Rica | 6-11-3 | 18/30 |
| Cuba | 3-0-1 | 13/4 |
| El Salvador | 5-0-3 | 14/6 |
| Grenada | 2-0-0 | 6/2 |
| Guatemala | 8-1-5 | 21/10 |
| Haiti | 2-2-0 | 6/5 |
| Honduras | 6-2-2 | 20/9 |
| Jamaica | 5-1-6 | 16/8 |
| Mexico | 6-16-7 | 33/68 |
| Neth. Antilles | 1-0-1 | 4/0 |
| Panama | 6-0-2 | 22/4 |
| St. Vincent & the Grenadines | 2-0-0 | 12/1 |
| Trinidad & Tobago | 13-2-3 | 28/6 |

U.S. MNT All-Time World Cup Qualifying Cap Leaders

| Name | Caps | Era |
|---------------------|------|-----------|
| 1. Clint Dempsey | 43 | 2004-2017 |
| 2. Jozy Altidore | 41 | 2008-2017 |
| 3. Michael Bradley | 40 | 2008-2017 |
| Landon Donovan | 40 | 2001-2013 |
| 5. Tim Howard | 39 | 2004-2017 |
| 6. DaMarcus Beasley | 35 | 2001-2017 |
| 7. Carlos Bocanegra | 31 | 2004-2012 |
| Kasey Keller | 31 | 1996-2005 |
| Eddie Pope | 31 | 1996-2005 |
| Claudio Reyna | 31 | 1996-2005 |
| 11. Cobi Jones | 30 | 1996-2004 |
| Earnie Stewart | 30 | 1996-2004 |
| 13. Jeff Agoos | 26 | 1996-2001 |
| Steve Cherundolo | 26 | 2001-2012 |
| 15. Brian McBride | 25 | 1996-2005 |

U.S. MNT All-Time World Cup Qualifying Assist Leaders (1990 WCQ-present)

| Name | Era | GP/GS | Asst | Name | Era | GP/GS | Asst |
|--------------------|----------------------|-------|------|----------------------|------------------|-------|------|
| Donovan, Landon | 2002, 06, 10, 14 | 40/38 | 21 | Zardes, Gyasi | 2018 | 4/3 | 2 |
| Altidore, Jozy | 2010, 14, 18 | 41/29 | 7 | Zusi, Graham | 2014, 18 | 20/14 | 2 |
| Harkes, John | 1990, 98 | 21/21 | 7 | Albright, Chris | 2006 | 8/5 | 1 |
| Pulisic, Christian | 2018 | 13/11 | 6 | Arriola, Paul | 2018 | 7/3 | 1 |
| Reyna, Claudio | 1998, 02, 06 | 31/30 | 6 | Burns, Mike | 1998 | 11/4 | 1 |
| Johnson, Fabian | 2014, 18 | 17/17 | 5 | Cameron, Geoff | 2014, 18 | 24/20 | 1 |
| Jones, Cobi | 1998, 02, 06 | 30/16 | 5 | Castillo, Edgar | 2014, 18 | 6/3 | 1 |
| Cherundolo, Steve | 2002, 06, 10, 14 | 26/25 | 4 | Ching, Brian | 2006, 10 | 17/13 | 1 |
| Dempsey, Clint | 2006, 10, 14, 18 | 43/37 | 4 | Davies, Charlie | 2010 | 6/4 | 1 |
| Kljestan, Sacha | 2010, 14, 18 | 18/9 | 4 | Diskrud, Mix | 2014, 18 | 4/3 | 1 |
| Bradley, Michael | 2010, 14, 18 | 40/40 | 3 | Gordon, Alan | 2014 | 1/0 | 1 |
| Lewis, Eddie | 2002, 06, 10 | 21/13 | 3 | Hejduk, Frankie | 1998, 02, 06, 10 | 17/13 | 1 |
| Moore, Joe-Max | 1998, 02 | 20/15 | 3 | Henderson, Chris | 1998, 02 | 3/1 | 1 |
| Murray, Bruce | 1990 | 10/9 | 3 | Krumpe, Paul | 1990 | 2/2 | 1 |
| Adu, Freddy | 2010 | 6/4 | 2 | Llamosa, Carlos | 2002 | 9/7 | 1 |
| Agoos, Jeff | 1998, 02 | 26/25 | 2 | Mason, Michael | 1998 | 3/0 | 1 |
| Beasley, DaMarcus | 2002, 06, 10, 14, 18 | 35/33 | 2 | McBride, Brian | 1998, 02, 06 | 25/19 | 1 |
| Bedoya, Alejandro | 2014, 18 | 10/6 | 2 | Morris, Jordan | 2018 | 5/1 | 1 |
| Convey, Bobby | 2006 | 7/6 | 2 | Radosavljevic, Preki | 1998, 02 | 10/4 | 1 |
| Davis Brad | 2014 | 4/0 | 2 | Ralston, Steve | 2006 | 9/6 | 1 |
| Johnson, Eddie | 2006, 10, 14 | 19/11 | 2 | Razov, Ante | 2002 | 9/6 | 1 |
| Jones, Jermaine | 2014, 18 | 17/16 | 2 | Rogers, Robbie | 2010 | 1/0 | 1 |
| Lalas, Alexi | 1998 | 12/12 | 2 | Sanneh, Tony | 1998, 02, 06 | 16/16 | 1 |
| Mastroeni, Pablo | 2006, 10 | 15/13 | 2 | Trittschuh, Steve | 1990 | 10/9 | 1 |
| Mathis, Clint | 2002, 06 | 7/5 | 2 | Vermes, Peter | 1990, 1998 | 10/7 | 1 |
| Onyewu, Oguchi | 2006, 14, 10 | 21/19 | 2 | Wagner, David | 1998 | 4/3 | 1 |
| Pearce, Heath | 2010 | 9/9 | 2 | Wegerle, Roy | 1998 | 3/3 | 1 |
| Ramos, Tab | 1990, 98, 02 | 15/13 | 2 | Wood, Bobby | 2018 | 14/11 | 1 |
| Wolff, Josh | 2002, 06 | 10/6 | 2 | Zavagnin, Kerry | 2006 | 6/5 | 1 |
| Wynalda, Eric | 1998 | 11/11 | 2 | | | | |

PROGRAMS



171

U.S. UNDER-23 MEN'S NATIONAL TEAM

Head Coach: Jason Kreis
2021 Eligibility: Jan. 1, 1997

TARGET: TOKYO

The U.S. Under-23 Men's National Team will aim to qualify for the postponed 2020 Summer Olympics at the Concacaf Men's Olympic Qualifying Championship. While the tournaments have been delayed a year due to the COVID-19 pandemic, the original age eligibility rules are in effect, meaning players born on or after Jan. 1, 1997 can play for the U-23s. Two teams will punch their tickets to Tokyo at the regional Olympic qualifying tourney, where the U.S. is set to face Costa Rica, Dominican Republic and Mexico in the group stage.

JASON KREIS

Head Coach: U.S. Under-23 Men's National Team

Born: Dec, 29, 1972

Hometown: Omaha, Neb.



USMNT

MNT HISTORY

WORLD CUP HISTORY

PROGRAMS

COMPETITIONS

U.S. HISTORY & INFO

Jason Kreis joined U.S. Soccer in March 2019 as head coach of the Under-23 Men's National Team.

The former standout forward enjoyed a stellar 11-year playing career in Major League Soccer and served as a head coach in the league for 10 years. Kreis also serves as head coach for Fort Lauderdale CF in USL League One in addition to his duties with the U-23 MNT. Kreis holds a U.S. Soccer Pro License.

The 46-year-old is in the MLS record books for his accomplishments both on and off the field. He became the youngest coach in league history to win the MLS Cup when he led Real Salt Lake to the 2009 title and he guided RSL to the best-ever finish for an American club in the Concacaf Champions League in 2011. Currently No. 7 on the MLS all-time scoring list, he was the first player in league history to record 100 goals.

Upon his retirement as a player from Real Salt Lake, Kreis immediately took the reigns as head coach at the club. He led RSL to unmatched success during his tenure, leading the team to its only MLS Cup title and a runner-up MLS Cup finish throughout six consecutive playoff appearances from 2008-13.

At the continental level, Kreis coached the Claret and Cobalt to the 2011 Concacaf Champions League Finals, the best performance by a U.S.-based club in the competition's history. After his time in Salt Lake City, he led New York City FC in its inaugural MLS season and served as Orlando City SC's second head coach.

As a player, the Nebraska native featured collegiately for Duke University and spent a season in the USISL, a forerunner of the USL, before MLS was founded in 1996. Kreis was selected in the inaugural MLS Draft by the Dallas Burn and scored the club's first-ever goal. The forward was named league MVP in 1999, becoming the first American to win the award. Kreis became the league's all-time leading scorer in 2004, a mark that stood for more than three years. One of the most decorated players in Dallas' history, Kreis is still the club's all-time leader in games, goals and assists.

After the 2004 season, Kreis was traded to expansion outfit Real Salt Lake. He scored the club's first goal during its inaugural 2005 season, becoming the first MLS player to score two different teams' first goals.

Kreis made 14 appearances with the U.S. MNT from 1996-2000, netting his lone international goal in a 1999 friendly against Jamaica. He also served as a guest assistant coach in the MNT's 2016 January Camp.

2021 U.S. U-23 MNT PLAYER POOL

Following is the 48-player preliminary roster for the U.S. Under-23 Men's National Team at the Concacaf Men's Olympic Qualifying Championship, scheduled for March 2021. Head coach Jason Kreis and coaching staff will, for the most part, use this pool of players for training camps and matches. To be age-eligible for the Olympic Qualifying Championship, players must have been born on or after Jan. 1, 1997. The pool is constantly evolving, with new players being added and called up. Age-eligible players from the Men's National Team, as well as players from the younger Youth National Teams, may also be called to the U-23s.

| Player | Pos. | Ht. | Wt. | Birthdate | Hometown | Club or College |
|----------------------|------|------|-----|-----------|-----------------------------|-------------------------|
| Aaronson, Brenden | M | 5-10 | 145 | 10/22/00 | Medford, N.J. | Red Bull Salzburg (AUT) |
| Alvarez, Efrain | M | 5-8 | 150 | 06/19/02 | Los Angeles, Calif. | LA Galaxy |
| Amaya, Frankie | F | 5-4 | 139 | 09/26/00 | Santa Ana, Calif. | New York Red Bulls |
| Araujo, Julian | D | 5-10 | 155 | 08/13/01 | Lompoc, Calif. | LA Galaxy |
| Bassett, Cole | M | 5-11 | 150 | 07/28/01 | Littleton, Colo. | Colorado Rapids |
| Busio, Gianluca | M | 5-10 | 155 | 05/28/02 | Greensboro, N.C. | Sporting Kansas City |
| Callender, Drake | GK | 6-3 | 205 | 10/07/97 | Sacramento, Calif. | Inter Miami CF |
| Cardoso, Johnny | M | 6-0 | 160 | 09/20/01 | Denville, N.J. | Internacional (BRA) |
| Clark, Caden | M | 5-11 | 150 | 05/27/03 | Medina, Minn. | New York Red Bulls |
| Cowell, Cade | F | 5-11 | 163 | 10/14/03 | Ceres, Calif. | San Jose Earthquakes |
| De La Fuente, Konrad | F | 5-7 | 161 | 07/16/01 | Miami, Fla. | FC Barcelona (ESP) |
| Dotson, Hassani | M | 5-11 | 170 | 08/06/97 | Federal Way, Wash. | Minnesota United FC |
| Duncan, Kyle | D | 5-10 | 139 | 08/08/97 | Brooklyn, N.Y. | New York Red Bulls |
| Ebobisse, Jeremy | F | 6-0 | 175 | 02/14/97 | Bethesda, Md. | Portland Timbers |
| Farfan, Marco | D | 5-9 | 150 | 11/12/98 | Gresham, Ore. | Portland Timbers |
| Ferreira, Jesus | F | 5-8 | 140 | 12/24/00 | McKinney, Texas | FC Dallas |
| Freese, Matt | GK | 6-3 | 194 | 09/02/98 | Wayne, Pa. | Philadelphia Union |
| Glad, Justen | D | 6-1 | 160 | 02/28/97 | Tucson, Ariz. | Real Salt Lake |
| Gloster, Chris | D | 6-0 | 164 | 07/28/00 | Montclair, N.J. | New York City FC |
| Herrera, Aaron | D | 5-11 | 155 | 06/06/97 | Las Cruces, N.M. | Real Salt Lake |
| Keita, Aboubacar | D | 6-1 | 182 | 04/06/00 | Columbus, Ohio | Columbus Crew |
| Kessler, Henry | D | 6-4 | 175 | 06/25/98 | New York, N.Y. | New England Revolution |
| Klinsmann, Jonathan | GK | 6-4 | 164 | 04/08/97 | Munich, Germany | LA Galaxy |
| Lennon, Brooks | F | 5-10 | 155 | 09/22/97 | Paradise Valley, Ariz. | Atlanta United FC |
| Lewis, Jonathan | F | 5-7 | 150 | 06/04/97 | Plantation, Fla. | Colorado Rapids |
| Llanez, Ulysses | F | 5-9 | 150 | 04/02/01 | Lynwood, Calif. | Wolfsburg (GER) |
| Marcinkowski, JT | GK | 6-1 | 185 | 05/09/97 | Alamo, Calif. | San Jose Earthquakes |
| Michel, Benji | F | 5-10 | 165 | 10/23/97 | Orlando, Fla. | Orlando City SC |
| Mihailovic, Djordje | M | 5-10 | 153 | 11/10/98 | Lemont, Ill. | CF Montreal (CAN) |
| Ochoa, David | GK | 6-2 | 174 | 01/16/01 | Oxnard, Calif. | Real Salt Lake |
| Parks, Keaton | M | 6-3 | 178 | 08/06/97 | Plano, Texas | New York City FC |
| Pepi, Ricardo | F | 6-1 | 162 | 01/09/03 | El Paso, Texas | FC Dallas |
| Perea, Andres | M | 6-1 | 160 | 11/14/00 | Medellin, Colombia | Orlando City SC |
| Pineda, Mauricio | D | 6-1 | 171 | 10/17/97 | Bolingbrook, Ill. | Chicago Fire FC |
| Pines, Donovan | D | 6-5 | 200 | 03/07/98 | Clarksville, Md. | D.C. United |
| Reynolds, Bryan | D | 6-2 | 165 | 06/28/01 | Little Elm, Texas | Roma (ITA) |
| Robinson, Miles | D | 6-2 | 185 | 03/14/97 | Arlington, Mass. | Atlanta United FC |
| Sands, James | M | 5-11 | 162 | 07/06/00 | Rye, N.Y. | New York City FC |
| Saucedo, Sebastian | F | 5-7 | 145 | 01/22/97 | San Fernando Valley, Calif. | UNAM (MEX) |
| Scott, Brady | GK | 6-2 | 161 | 06/30/99 | Petaluma, Calif. | Austin FC |
| Servania, Brandon | M | 5-10 | 160 | 03/12/99 | Dallas, Texas | FC Dallas |
| Soto, Sebastian | F | 6-0 | 165 | 07/28/00 | San Diego, Calif. | Hannover 96 (GER) |
| Tessmann, Tanner | M | 6-3 | 200 | 09/24/01 | Hoover, Ala. | FC Dallas |
| Trusty, Auston | D | 6-3 | 187 | 08/12/98 | Media, Pa. | Colorado Rapids |
| Vines, Sam | D | 5-10 | 150 | 05/31/99 | Colorado Springs, Colo. | Colorado Rapids |
| Williamson, Eryk | M | 5-9 | 169 | 06/11/97 | Alexandria, Va. | Portland Timbers |
| Yueill, Jackson | M | 5-10 | 165 | 03/18/97 | Bloomington, Minn. | San Jose Earthquakes |

U.S. UNDER-20 MEN'S NATIONAL TEAM

Head Coach: Anthony Hudson
2021 Age Eligibility: Jan. 1, 2001
2020 International Record: 1-0-1

TAKING THE NEXT STEP

While the COVID-19 pandemic forced FIFA to cancel the 2021 U-20 World Cup and limited opportunities for international youth soccer, several U-20 USMNT players found opportunities with the senior USMNT. As more and more young American players break through with their club teams domestically and abroad, the U-20 USMNT will aim to return to the field when it's safe to do so.

USMNT

MNT HISTORY

WORLD CUP HISTORY

PROGRAMS

COMPETITIONS

U.S. HISTORY & INFO



ANTHONY HUDSON

Head Coach: U.S. Under-20 Men's National Team

Born: March 11, 1981

Hometown: Chicago, Ill.

Anthony Hudson joined U.S. Soccer in January 2020 as head coach of the Under-20 Men's National Team.

The 38-year old comes to the Federation after an impressive 12-year start to his managerial career, including time at the helm of the New Zealand and Bahrain senior National Teams. With New Zealand, Hudson became the youngest-ever head coach at the FIFA Confederations Cup after leading the All Whites to the 2016 OFC Nations Cup. Hudson holds a UEFA Pro License and most recently managed the Colorado Rapids in Major League Soccer.

Born in Seattle, Hudson kicked off his coaching career at the lower levels of American soccer before leading teams in England and Wales. He then jumped to the international game, managing the Bahrain U-23 Men's National Team before taking over the senior squad in Aug. 2013. Hudson moved to Oceania Football Confederation powerhouse New Zealand the following year and reached the inter-confederation playoffs for the 2018 FIFA World Cup where the island nation narrowly fell to Peru. Following his time with the All Whites, Hudson became the youngest manager in Rapids history in 2017.

In his role, Hudson oversees all aspects of the U-20 MNT program and also manage the integration and programming of U-18 and U-19 MNTs to maximize the evaluation and movement of players between the age groups for training camps and matches during the World Cup cycle

As a player, Hudson came up through the academy of Premier League club West Ham United and played there as well as at Eredivisie side NEC Nijmegen. In 2006, he started as a player-coach with the Wilmington Hammerheads in the former USL Second Division, launching his transition to the touchline. His first head coach position came with the Real Maryland Monarchs, also in the USL Second Division before he spent time as manager for the Tottenham Hotspur reserves and Newport County, a Welsh club in the fifth tier of English soccer.

2021 U.S. U-20 Men's National Team Player Pool - 01s

Following is the current player pool for the U.S. Under-20 Men's National Team. Head coach Anthony Hudson and coaching staff will, for the most part, use this pool of players for any training camps and matches in 2021. To be age-eligible for the U-20 USMNT, players must have been born on or after Jan. 1, 2001. The pool is constantly evolving, with new players being added and called up. Players from the U-19 USMNT pool (02s) or U-18 USMNT pool (03s) may also be called to the U-20s.

| Name | Pos. | Ht. | Wt. | Birth Date | Hometown | Club / College |
|-------------------|------|------|-----|------------|--------------------|------------------------|
| Akanyirige, Jacob | D | 5-11 | 174 | 12/30/01 | Pleasanton, Calif. | San Jose Earthquakes |
| Araujo, Julian | D | 5-10 | 155 | 08/13/01 | Lompoc, Calif. | LA Galaxy |
| Arriaga, Luis | F | 5-7 | 135 | 01/26/01 | Herriman, Utah | North Carolina FC |
| Bassett, Cole | M | 5-11 | 158 | 07/28/01 | Littleton, Colo. | Colorado Rapids |
| Benalcazar, Nico | D | 5-11 | 170 | 06/06/01 | Wilton, Conn. | Wake Forest University |
| Bender, Jordan | M | 5-9 | 150 | 07/09/01 | Orlando, Fla. | Orlando City SC |
| Blancas, Eduardo | D | 5-10 | 135 | 11/14/01 | Napa, Calif. | LA Galaxy |
| Bryant, Ethan | M | 5-10 | 140 | 08/20/01 | San Antonio, Texas | San Antonio FC |
| Bonilla, Kevin | D | 5-8 | 155 | 09/20/01 | Dallas, Texas | University of Portland |

U.S. UNDER-20 MEN'S NATIONAL TEAM

| Name | Pos. | Ht. | Wt. | Birth Date | Hometown | Club / College |
|-----------------------|------|------|-----|------------|----------------------|-------------------------------|
| Booth, Taylor | M | 5-8 | 140 | 05/31/01 | Eden, Utah | St. Pölten (AUT) |
| Butler, Justin | F | 6-1 | 182 | 03/23/01 | Augsburg, Germany | Ingolstadt (GER) |
| Butler, Quincy | F | 5-7 | 140 | 09/01/01 | Sacramento, Calif. | Hoffenheim (GER) |
| Campbell, George | D | 6-3 | 175 | 06/22/01 | Wallingford, Pa. | Atlanta United FC |
| Cardoso, Johnny | M | 6-0 | 172 | 09/20/01 | Porto Alegre, Brazil | Internacional (BRA) |
| Carmona, Michael | M | | | | Madrid, Spain | Atletico Madrid (ESP) |
| Conway, Jackson | F | 6-2 | 162 | 12/03/01 | Marietta, Ga. | Atlanta United FC |
| De La Fuente, Konrad | F | 5-7 | 161 | 07/16/01 | Miami, Fla. | FC Barcelona (ESP) |
| Diaz, Alec | F | 5-9 | 160 | 12/07/01 | Issaquah, Wash. | Seattle Sounders FC |
| Duke, Bryce | M | 5-7 | 145 | 02/28/01 | Peoria, Ariz. | LAFC |
| Duke, Cameron | M | 5-6 | 120 | 02/13/01 | Overland Park, Kan. | Sporting Kansas City |
| Flach, Leon | M | 5-11 | 160 | 02/28/01 | Humble, Texas | Philadelphia Union |
| Gallegos, Jose | F | 5-6 | 147 | 09/22/01 | San Antonio, Texas | San Antonio FC |
| Gomez, Johan | F | 5-10 | | 07/23/01 | Keller, Texas | Porto (POR) |
| Gonzalez, Azriel | F | 5-8 | 140 | 05/24/01 | Renton, Wash. | Seattle Sounders FC |
| Haak, Justin | M | 5-11 | 155 | 09/12/01 | Brooklyn, N.Y. | New York City FC |
| Haro, Emmanuel | M | 5-5 | 147 | 08/10/01 | San Diego, Calif. | Tijuana (MEX) |
| Harper, Cameron | F | 5-8 | 148 | 11/19/01 | Roseville, Calif. | New York Red Bulls |
| Harriel, Nathan | D | 5-10 | 165 | 04/23/01 | Oldsmar, Fla. | Philadelphia Union |
| Hategan, Roberto | M | 5-7 | 145 | 04/26/01 | Roseville, Calif. | Unattached |
| Hawkins, Jalen | F | 5-9 | 143 | 01/24/01 | Regensburg, Germany | Ingolstadt (GER) |
| Hinojosa, Julian | D | 5-8 | 135 | 02/18/01 | Garland, Texas | University of North Carolina |
| Hoffmann, Ian | D | 5-9 | 145 | 09/08/01 | Wilton, Conn. | Houston Dynamo |
| Hoppe, Matthew | F | 6-3 | 175 | 03/13/01 | Yorba Linda, Calif. | Schalke (GER) |
| Kelman, Charlie | F | 5-7 | | 11/02/01 | Basildon, England | Queens Park Rangers (ENG) |
| LaCava, Jake | F | 5-9 | 165 | 01/12/01 | Gouverneur, N.Y. | New York Red Bulls |
| Lammers, Kai | D | 6-2 | 172 | 04/12/01 | Greenwich, Conn. | University of Pennsylvania |
| Lewis, Luca | GK | 6-3 | 185 | 02/22/01 | New York, N.Y. | New York Red Bulls |
| Llenez, Ulysses | F | 5-9 | 158 | 04/02/01 | Torrance, Calif. | Wolfsburg (GER) |
| Malone, Blake | D | 6-0 | 175 | 03/23/01 | Las Vegas, Nev. | Orange County SC |
| Miljevic, Matko | M | 5-7 | 152 | 05/09/01 | Miami, Fla. | Argentinos Juniors (ARG) |
| Morris, Aidan | M | 5-10 | 165 | 11/16/01 | Ft. Lauderdale, Fla. | Columbus Crew SC |
| Munoz-Zarate, Armando | M | 5-7 | 130 | 01/21/01 | Albuquerque, N.M. | New Mexico United |
| Ochoa, David | GK | 6-3 | 180 | 01/16/01 | Oxnard, Calif. | Real Salt Lake |
| Otasowie, Owen | M | 6-2 | 183 | 01/06/01 | New York, N.Y. | Wolverhampton Wanderers (ENG) |
| Palomino, Marcelo | M | 5-8 | 158 | 05/21/01 | Houston, Texas | Houston Dynamo |
| Pulskamp, John | GK | 6-3 | 195 | 04/19/01 | Bakersfield, Calif. | Sporting Kansas City |
| Reynolds, Andre | D | 5-9 | 155 | 05/02/01 | Chicago, Ill. | Chicago Fire FC |
| Reynolds, Bryan | F | 6-2 | 165 | 06/28/01 | Little Elm, Texas | Roma (ITA) |
| Ritaccio, Matteo | M | | | 10/04/01 | Westbury, N.Y. | Liverpool (ENG) |
| Ritchie, Stuart | M | 5-9 | 153 | 09/10/01 | Pleasanton, Calif. | Hannover 96 (GER) |
| Roberts, Thomas | M | 5-11 | 150 | 05/11/01 | Little Rock, Ark. | FC Dallas |
| Schulte, Patrick | GK | 6-4 | 190 | 03/13/01 | St. Charles, Mo. | Saint Louis University |
| Segal, Gabe | F | 5-10 | 160 | 05/17/01 | Bethesda, Md. | Stanford University |
| Sepulveda, Leonardo | D | 6-0 | 170 | 06/18/01 | Corona, Calif. | Salamanca (ESP) |
| Shakes, Kris | GK | 5-11 | 181 | 04/27/01 | Coral Springs, Fla. | Penn State University |
| Slonina, Nick | D | 6-3 | 186 | 03/20/01 | Addison, Ill. | Chicago Fire FC |
| Stojanovic, Stefan | F | 5-11 | 155 | 03/03/01 | Des Plaines, Ill. | Saint Louis University |
| Sousa, Travian | D | 5-4 | | 09/19/01 | Modesto, Calif. | Sporting Kansas City |
| Taylor, Scott | F | 6-0 | 150 | 05/12/01 | Millburn, N.J. | Duke University |
| Tessmann, Tanner | M | 6-2 | 183 | 09/24/01 | Hoover, Ala. | FC Dallas |
| Vargas, Marlon | F | 5-6 | 136 | 01/12/01 | Bakersfield, Calif. | Seattle Sounders FC |
| Vassilev, Indiana | M | 5-9 | 160 | 02/16/01 | Savannah, Ga. | Aston Villa (ENG) |

USMNT

MNT HISTORY

WORLD CUP HISTORY

PROGRAMS

COMPETITIONS

U.S. HISTORY & INFO

2020 U.S. U-20 MNT STATISTICS - 2001 BIRTH YEAR CYCLE

| Name | 2020 Overall Stats | | | | 2020 International Stats | | | | Career U-20 Caps/Goals | |
|---------------------|--------------------|------------|----------|----------|--------------------------|------------|------------|----------|------------------------|------------|
| | Pos. | GP/GS | G | Y/R | GP/GS | Min | G | A | | Y/R |
| Akanyirige, Jacob | D | 2/2 | 0 | 0 | 2/2 | 155 | 0 | 0 | 0 | 2/0 |
| Bassett, Cole | M | 2/1 | 2 | 0 | 2/1 | 115 | 2 | 0 | 0 | 2/2 |
| Benalcazar, Nico | D | 2/1 | 0 | 0 | 2/1 | 107 | 0 | 0 | 0 | 2/0 |
| Bender, Jordan | M | 2/1 | 0 | 0 | 2/1 | 57 | 0 | 0 | 0 | 2/0 |
| Busio, Gianluca | F | 2/1 | 0 | 0 | 2/1 | 74 | 0 | 0 | 0 | 2/0 |
| Flach, Leon | M | 2/2 | 0 | 0 | 2/2 | 151 | 0 | 0 | 0 | 2/0 |
| Harper, Cameron | F | 1/1 | 0 | 1 | 1/1 | 78 | 0 | 1 | 1 | 1/0 |
| Harriel, Nathan | D | 2/1 | 1 | 1 | 2/1 | 107 | 1 | 0 | 1 | 2/1 |
| Hoffmann, Ian | D | 2/1 | 1 | 0 | 2/1 | 118 | 1 | 0 | 0 | 2/1 |
| Malone, Blake | D | 2/0 | 0 | 0 | 2/0 | 37 | 0 | 0 | 0 | 2/0 |
| Miljevic, Matko | F | 2/1 | 0 | 0 | 2/1 | 107 | 0 | 0 | 0 | 2/0 |
| Morris, Aidan | M | 2/2 | 0 | 0 | 2/2 | 127 | 0 | 0 | 0 | 2/0 |
| Ochoa, David | GK | 1/1 | 0 | 0 | 1/1 | 45 | 0 | 0 | 0 | 7 |
| Oduze, Chituru | GK | 1/0 | 0 | 0 | 1/0 | 45 | 0 | 0 | 0 | 1 |
| Palomino, Marcelo | M | 2/1 | 0 | 0 | 2/1 | 73 | 0 | 0 | 0 | 2/0 |
| Pierre, Kurowskybob | D | 1/0 | 0 | 0 | 1/0 | 45 | 0 | 0 | 0 | 1/0 |
| Pulskamp, John | GK | 1/1 | 0 | 0 | 1/1 | 45 | 0 | 0 | 0 | 1 |
| Ritchie, Stuart | D | 0/0 | 0 | 0 | 0/0 | 0 | 0 | 0 | 0 | 0/0 |
| Roberts, Thomas | M | 2/1 | 0 | 0 | 2/1 | 123 | 0 | 0 | 0 | 2/0 |
| Schulte, Patrick | GK | 1/0 | 0 | 0 | 1/0 | 45 | 0 | 0 | 0 | 1 |
| Sealy, Dante | F | 2/1 | 0 | 0 | 2/1 | 93 | 0 | 0 | 0 | 2/0 |
| Sepulveda, Leonardo | D | 2/2 | 0 | 2 | 2/2 | 135 | 0 | 0 | 2 | 2/0 |
| Stojanovic, Stefan | F | 2/1 | 0 | 0 | 2/1 | 73 | 0 | 0 | 0 | 2/0 |
| Vargas, Marlon | F | 1/0 | 0 | 0 | 1/0 | 25 | 0 | 0 | 0 | 1/0 |
| Own Goal | | 0 | 0 | | | | | | | |
| TOTAL | | 2/2 | 4 | 4 | 0/0 | 2/2 | 180 | 4 | 1 | 4/0 |
| Opponents | | 2/2 | 2 | 0 | 5/0 | 2/2 | 180 | 2 | 0 | 0/0 |

GOALKEEPING STATISTICS

| | 2020 Overall Stats | | | | | | | 2020 International Stats | | | | | | | Career U-20 | | | | |
|------------------|--------------------|----------|----------|----------|----------|----------|----------|--------------------------|------------|----------|----------|----------|----------|----------|-------------|-------------|---|---|---|
| | GP/GS | W | L | T | GF | GA | SO* | GP/GS | Min | W | L | T | GF | GA | SO* | GAA | W | L | T |
| Ochoa, David | 1/1 | 1 | 0 | 0 | 2 | 0 | 1 | 1/1 | 45 | 1 | 0 | 0 | 2 | 0 | 1 | 0.00 | 5 | 1 | 0 |
| Oduze, Chituru | 1/0 | 0 | 0 | 0 | 0 | 0 | 1 | 1/0 | 45 | 0 | 0 | 0 | 0 | 0 | 1 | 0.00 | 0 | 0 | 0 |
| Pulskamp, John | 1/1 | 0 | 0 | 0 | 0 | 0 | 0 | 1/1 | 45 | 0 | 0 | 0 | 0 | 0 | 0 | 0.00 | 0 | 0 | 0 |
| Schulte, Patrick | 1/0 | 0 | 0 | 1 | 2 | 2 | 0 | 1/0 | 45 | 0 | 0 | 1 | 2 | 2 | 0 | 4.00 | 0 | 0 | 1 |
| TOTAL | 2/2 | 1 | 0 | 1 | 4 | 2 | 1 | 2/2 | 180 | 1 | 0 | 1 | 4 | 2 | 2 | 1.00 | | | |
| Opponents | 2/2 | 0 | 1 | 1 | 2 | 4 | 0 | 2/2 | 180 | 0 | 1 | 1 | 2 | 4 | 0 | 2.00 | | | |

*Shared shutout for Ochoa/Oduze on 1/16

2020 U.S. U-20 MNT RESULTS - 1999 BIRTH YEAR CYCLE

Overall Record: 1-0-1 (GF: 4, GA: 2)

U-20 International Record: 1-0-1 (GF: 4, GA: 2)

| Date | Opponent | Result | Goalscorers | Location |
|---------|----------|--------|--------------------|------------------------------|
| Jan. 16 | Mexico | 2-0 W | Bassett (2) | IMG Academy; Bradenton, Fla. |
| Jan. 18 | Mexico | 2-2 T | Harriel, Hoffmann) | IMG Academy; Bradenton, Fla. |

Goal Scorers: Bassett (2), Harriel, Hoffmann

ALL-TIME U.S. RESULTS • FIFA U-20 WORLD CUP

USMNT

MNT HISTORY

WORLD CUP HISTORY

PROGRAMS

COMPETITIONS

U.S. HISTORY & INFO

22ND FIFA UNDER-20 WORLD CUP - POLAND '19

| Date | Opponent | Result | U.S. Goals | Location | Attendance |
|--------------------------|----------|--------|----------------------------------|------------------------------|------------|
| May 24 | Ukraine | 1-2 L | Servania | Bielsko-Biala, Poland | 4,310 |
| May 27 | Nigeria | 2-0 W | Soto (2) | Bielsko-Biala, Poland | 3,427 |
| May 30 | Qatar | 1-0 W | Weah | Tychy, Poland | 3,651 |
| June 4 | France | 3-2 W | Soto (2), Rennicks | Bydgoszcz, Poland | 8,469 |
| June 8 | Ecuador | 1-2 L | Weah | Gdynia, Poland | 6,389 |
| Champion: Ukraine | | | Runner-up: Korea Republic | USA Finish: 6th place | |

21ST FIFA UNDER-20 WORLD CUP - KOREA REPUBLIC '17

| Date | Opponent | Result | U.S. Goals | Location | Attendance |
|--------------------------|--------------|-------------|--|------------------------------|------------|
| May 22 | Ecuador | 3-3 D | Sargent (2), De la Torre | Incheon, Korea Republic | 3,886 |
| May 25 | Senegal | 1-0 W | Sargent | Incheon, Korea Republic | 5,864 |
| May 28 | Saudi Arabia | 1-1 D | Lennon | Daejeon, Korea Republic | 5,460 |
| June 1 | New Zealand | 6-0 W | Sargent, Lennon, Ebobisse Glad, Trusty, Kunga | Incheon, Korea Republic | 5,667 |
| June 4 | Venezuela | 1-2 L (AET) | Ebobisse | Jeonju, Korea Republic | 2,671 |
| Champion: England | | | Runner-up: Venezuela | USA Finish: 6th place | |

20TH FIFA UNDER-20 WORLD CUP - NEW ZEALAND '15

| Date | Opponent | Result | U.S. Goals | Location | Attendance |
|-------------------------|-------------|----------------|--------------------------------------|------------------------------|------------|
| May 30 | Myanmar | 2-1 W | Tall, Hyndman | Auckland, New Zealand | 5,816 |
| June 2 | New Zealand | 4-0 W | Jamieson, Hyndman, Arriola, Rubin | Auckland, New Zealand | 15,678 |
| June 5 | Ukraine | 0-3 L | - | Auckland, New Zealand | 7,694 |
| June 10 | Colombia | 1-0 W | Rubin | Wellington, New Zealand | 6,062 |
| June 14 | Serbia | 0-0 D (5-6 PK) | - | Auckland, New Zealand | 10,826 |
| Champion: Serbia | | | Runner-up: Brazil | USA Finish: 7th place | |

19TH FIFA UNDER-20 WORLD CUP - TURKEY '13

| Date | Opponent | Result | U.S. Goals | Location | Attendance |
|-------------------------|----------|--------|---------------------------|-------------------------------|------------|
| June 21 | Spain | 1-4 L | Gil | Istanbul, Turkey | 4,133 |
| June 24 | France | 1-1 T | Cuevas | Istanbul, Turkey | 4,120 |
| June 27 | Ghana | 1-4 L | O'Neill | Kayseri, Turkey | 4,873 |
| Champion: France | | | Runner-up: Uruguay | USA Finish: 22nd place | |

17TH FIFA UNDER-20 WORLD CUP - EGYPT '09

| Date | Opponent | Result | U.S. Goals | Location | Attendance |
|------------------------|------------|--------|-----------------------------|-------------------------------|------------|
| Sept 26 | Germany | 0-3 L | - | Suez, Egypt | 25,000 |
| Sept. 29 | Cameroon | 4-1 W | Arguez, Taylor, Duka, Ownby | Suez, Egypt | 28,000 |
| Oct. 2 | Korea Rep. | 0-3 L | - | Suez, Egypt | 27,000 |
| Champion: Ghana | | | Runner-up: Brazil | USA Finish: 17th place | |

16TH FIFA UNDER-20 WORLD CUP - CANADA '07

| Date | Opponent | Result | U.S. Goals | Location | Attendance |
|----------------------------|------------|-----------|----------------------------------|------------------------------|------------|
| June 30 | Korea Rep. | 1-1 T | Szetela | Montreal, Canada | 55,800 |
| July 3 | Poland | 6-1 W | Adu (3), Szetela (2), Altidore | Montreal, Canada | 35,801 |
| July 6 | Brazil | 2-1 W | Altidore (2) | Ottawa, Canada | 36,559 |
| July 9 | Uruguay | 2-1 W AET | Bradley, own goal | Toronto, Canada | 19,526 |
| July 14 | Austria | 1-2 L AET | Altidore | Toronto, Canada | 19,526 |
| Champion: Argentina | | | Runner-up: Czech Republic | USA Finish: 7th place | |

15TH FIFA WORLD YOUTH CHAMPIONSHIP – NETHERLANDS '05

| Date | Opponent | Result | U.S. Goals | Location | Attendance |
|----------------------------|-----------|--------|---------------------------|-------------------------------|------------|
| June 11 | Argentina | 1-0 W | Barrett | Enschede, Netherlands | 10,500 |
| June 14 | Germany | 0-0 T | — | Enschede, Netherlands | 10,350 |
| June 18 | Egypt | 1-0 W | Peterson | Enschede, Netherlands | 7,600 |
| June 21 | Italy | 1-3 L | Freeman | Enschede, Netherlands | 7,000 |
| Champion: Argentina | | | Runner-up: Nigeria | USA finish: 11th place | |

14TH FIFA WORLD YOUTH CHAMPIONSHIP – UNITED ARAB EMIRATES '03

| Date | Opponent | Result | U.S. Goals | Location | Attendance |
|-------------------------|---------------|-----------|--------------------------|------------------------------|------------|
| Nov. 29 | Paraguay | 3-1 W | E.Johnson, Magee, Convey | Abu Dhabi, UAE | 3,500 |
| Dec. 2 | Germany | 1-3 L | Whitbread | Abu Dhabi, UAE | 6,000 |
| Dec. 5 | Korea Rep. | 2-0 W | Johnson (2) | Abu Dhabi, UAE | 8,000 |
| Dec. 8 | Cote d'Ivoire | 2-0 W | Mapp, Johnson | Dubai, UAE | 3,210 |
| Dec. 12 | Argentina | 1-2 L AET | Convey | Abu Dhabi, UAE | 15,500 |
| Champion: Brazil | | | Runner-up: Spain | USA finish: 5th place | |

13TH FIFA WORLD YOUTH CHAMPIONSHIP – ARGENTINA '01

| Date | Opponent | Result | U.S. Goals | Location | Attendance |
|----------------------------|----------|--------|----------------------------|-------------------------------|------------|
| June 17 | China | 0-1 L | — | Mendoza, Argentina | 7,500 |
| June 20 | Chile | 4-1 W | Beasley (2), Davis, Buddle | Mendoza, Argentina | 5,500 |
| June 23 | Ukraine | 1-1 T | Arena | Mendoza, Argentina | 7,000 |
| June 27 | Egypt | 0-2 L | — | Buenos Aires, Argentina | |
| Champion: Argentina | | | Runner-up: Ghana | USA finish: 13th place | |

12TH FIFA WORLD YOUTH CHAMPIONSHIP – NIGERIA '99

| Date | Opponent | Result | U.S. Goals | Location | Attendance |
|------------------------|----------|--------|-------------------------|-------------------------------|------------|
| April 5 | England | 1-0 W | Califf | Kano, Nigeria | 19,000 |
| April 8 | Japan | 1-3 L | Futagaki | Bauchi, Nigeria | 9,000 |
| April 11 | Cameroon | 3-1 W | Twellman (2), Bocanegra | Bauchi, Nigeria | 9,000 |
| April 15 | Spain | 2-3 L | Twellman (2) | Port Harcourt, Nigeria | 15,600 |
| Champion: Spain | | | Runner-up: Japan | USA finish: 11th place | |

11TH FIFA WORLD YOUTH CHAMPIONSHIP – MALAYSIA '97

| Date | Opponent | Result | U.S. Goals | Location | Attendance |
|----------------------------|----------|--------|---------------------------|-------------------------------|------------|
| June 17 | China | 1-0 W | West | Alor Setar, Malaysia | 9,769 |
| June 19 | Ireland | 1-2 L | Flores | Alor Setar, Malaysia | 6,200 |
| June 22 | Ghana | 0-1 L | — | Alor Setar, Malaysia | 5,000 |
| June 25 | Uruguay | 0-3 L | — | Shah Alam, Malaysia | 8,000 |
| Champion: Argentina | | | Runner-up: Uruguay | USA finish: 15th place | |

9TH FIFA WORLD YOUTH CHAMPIONSHIP – AUSTRALIA '93

| Date | Opponent | Result | U.S. Goals | Location | Attendance |
|-------------------------|------------|--------|--------------------------------|------------------------------|------------|
| March 7 | Turkey | 6-0 W | Baba, Joseph (2), Faklaris (3) | Melbourne, Australia | 15,732 |
| March 9 | England | 0-1 L | — | Melbourne, Australia | 9,274 |
| March 11 | Korea Rep. | 2-2 T | Kelly, Zavagnin | Melbourne, Australia | 12,972 |
| March 14 | Brazil | 0-3 L | — | Adelaide, Australia | 12,000 |
| Champion: Brazil | | | Runner-up: Ghana | USA finish: 8th place | |

7TH FIFA WORLD YOUTH CHAMPIONSHIP – SAUDI ARABIA '89

| Date | Opponent | Result | U.S. Goals | Location | Attendance |
|---------------------------|--------------|-----------|---------------------------|------------------------------|------------|
| February 17 | Mali | 1-1 T | Snow | Jeddah, Saudi Arabia | 35,000 |
| February 20 | East Germany | 2-0 W | Dayak, Snow | Jeddah, Saudi Arabia | 10,000 |
| February 22 | Brazil | 1-3 L | Dayak | Jeddah, Saudi Arabia | 25,000 |
| February 25 | Iraq | 2-1 W | Henderson, Brose | Taif, Saudi Arabia | 18,000 |
| February 28 | Nigeria | 1-2 L AET | Snow | Jeddah, Saudi Arabia | 40,000 |
| March 3 | Brazil | 0-2 L | — | Riyadh, Saudi Arabia | 65,000 |
| Champion: Portugal | | | Runner-up: Nigeria | USA finish: 4th place | |

6TH FIFA WORLD YOUTH CHAMPIONSHIP – CHILE '87

| Date | Opponent | Result | U.S. Goals | Location | Attendance |
|-----------------------------|--------------|--------|--------------------------------|-------------------------------|------------|
| October 11 | Bulgaria | 0-1 L | — | Antofagasta, Chile | 18,000 |
| October 14 | Saudi Arabia | 1-0 W | Unger | Antofagasta, Chile | 5,000 |
| October 17 | West Germany | 1-2 L | Constantino | Antofagasta, Chile | 3,500 |
| Champion: Yugoslavia | | | Runner-up: West Germany | USA finish: 11th place | |

4TH FIFA WORLD YOUTH CHAMPIONSHIP – MEXICO '83

| Date | Opponent | Result | U.S. Goals | Location | Attendance |
|-------------------------|---------------|--------|-----------------------------|-------------------------------|------------|
| June 3 | Uruguay | 2-3 L | Hooker, Perez | Guadalajara, Mexico | 17,821 |
| June 5 | Cote d'Ivoire | 1-0 W | Gelnovatch | Puebla, Mexico | 11,836 |
| June 8 | Poland | 0-2 L | — | Puebla, Mexico | 16,103 |
| Champion: Brazil | | | Runner-up: Argentina | USA finish: 11th place | |

3RD FIFA WORLD YOUTH CHAMPIONSHIP – AUSTRALIA '81

| Date | Opponent | Result | U.S. Goals | Location | Attendance |
|-------------------------------|----------|--------|-------------------------|-------------------------------|------------|
| Oct. 3 | Uruguay | 0-3 L | — | Brisbane, Australia | 17,200 |
| Oct. 6 | Qatar | 1-1 T | Devey | Brisbane, Australia | 10,122 |
| Oct. 8 | Poland | 0-4 L | — | Brisbane, Australia | 8,264 |
| Champion: West Germany | | | Runner-up: Qatar | USA finish: 15th place | |

U.S. UNDER-19 MEN'S NATIONAL TEAM

2020 Age Eligibility: Jan. 1, 2002

The U-19 USMNT program, along with the U-16 Boy's National Team, began its first year of programming in 2016 as a part of an overall commitment to player development. U.S. Soccer now has a total of eight youth National Teams for both its men's and women's programs: U-14, U-15, U-16, U-17, U-18, U-19, U-20 and U-23.

The additions create two separate programming tracks for even-birth year players and odd-birth year players to allow for a more consistent approach toward development and additional opportunities for players to participate in National Team events and matches.

The pool for the U-19s will be brought to a number of training camps over the course of the year in order to expose more players of this age to the National Team camp environment as well as give activity to the younger group of players in the pool competing for a spot with the U-20 USMNT.

2021 U.S. U-19 Men's National Team Player Pool - 02s

Following is the current player pool for the U.S. Under-19 Men's National Team. The U-19 USMNT head coach and coaching staff will, for the most part, use this pool of players for training camps and matches in 2021. This year's U-19 MNT player pool consists of players born in 2000. The pool is constantly evolving, with new players being added and called-up. Players from the U-18 USMNT pool (03s) or U-19 USMNT (02s) may also be called to the U-20s.

| Name | Pos. | Ht. | Wt. | Birth Date | Hometown | Club / College |
|---------------------|------|------|-----|------------|------------------------|-------------------------------|
| Alejandre, Axel | D | 5-9 | 165 | 08/02/02 | Chicago, Ill. | University of North Carolina |
| Anderson, Sebastian | D | 5-10 | 145 | 08/08/02 | Highlands Ranch, Colo. | Colorado Rapids |
| Arce, Sagir David | F | 5-7 | 164 | 02/15/02 | Chihuahua, Mexico | Mazatlan (MEX) |
| Armour, Adam | D | 5-9 | 155 | 09/27/02 | Cary, N.C. | Nürnberg (GER) |
| Atencio, Josh | M | 5-11 | 152 | 01/31/02 | Bellevue, Wash. | Seattle Sounders FC |
| Barragan, Michael | D | 5-7 | 145 | 03/22/02 | Guadalajara, Mexico | Atlas (MEX) |
| Bello, George | D | 5-8 | 155 | 01/22/02 | Douglasville, Ga. | Atlanta United FC |
| Busio, Gianluca | F | 5-8 | 135 | 05/28/02 | Greensboro, N.C. | Sporting Kansas City |
| Carlson, Simon | M | | | | Norcross, Ga. | Georgia State University |
| Carrera, Nicolas | D | 6-3 | 160 | 05/06/02 | Frisco, Texas | Holstein Kiel (GER) |
| Centeno, Erik | D | 5-6 | 120 | 06/29/02 | Stockton, Calif. | FC Dallas |
| Cervantes, Aaron | GK | 6-0 | 165 | 03/20/02 | Chino Hills, Calif. | Rangers (SCO) |
| Davis, Jacob | M | 5-11 | 150 | 01/03/02 | Rochester, Mich. | Sporting Kansas City |
| De Vries, Jack | F | 6-0 | 150 | 03/28/02 | Wayne, Pa. | Philadelphia Union |
| Dietz, Maximillian | M | 6-2 | 148 | 02/09/02 | Frankfurt, Germany | Freiburg (GER) |
| Dobbelaere, Ethan | M | 5-9 | 143 | 11/14/02 | Seattle, Wash. | Seattle Sounders FC |
| Dowd, Bryan | GK | 6-3 | 160 | 03/08/02 | Willow Springs, Ill. | University of Notre Dame |
| Dunbar, Cameron | F | 5-5 | 125 | 10/22/02 | Chula Vista, Calif. | LA Galaxy |
| Falsone, Sebastian | D | 6-2 | 175 | 06/20/02 | Warrenton, Va. | University of Louisville |
| Farnsworth, Zackery | F | 5-11 | 158 | 07/13/02 | Sandy, Utah | Real Salt Lake |
| Flores, Luis | M | 5-7 | 147 | 04/06/02 | Half Moon Bay, Calif. | Oakland Roots |
| Forbes, Jahlane | D | 5-11 | 140 | 02/05/02 | Clermont, Fla. | Wake Forest University |
| Gaines, Julian | F | 5-6 | 113 | 11/05/02 | Austin, Texas | Las Vegas Lights |
| Garcia, Cesar | M | 5-8 | 150 | 08/04/02 | The Colony, Texas | FC Dallas |
| Gray, Tayvon | D | 5-8 | 150 | 08/19/02 | Bronx, N.Y. | New York City FC |
| Guske, Owen | D | 5-11 | 150 | 02/18/02 | Saint Johns, Fla. | University of Central Florida |
| Hagan, Cade | F | 5-10 | 155 | 03/14/02 | Naperville, Ill. | Sporting Gijon (ESP) |
| Hankins, Bryson | D | 5-8 | 160 | 11/18/02 | Bakersfield, Calif. | San Diego State University |
| Harms, JT | GK | 5-11 | 150 | 03/01/02 | Whitefish Bay, Wisc. | Duke University |
| Hernandez, Kobe | D | 5-6 | 135 | 06/26/02 | Los Angeles, Calif. | Wolfsburg (GER) |
| Hernandez, Ruben | F | 5-8 | | 07/27/02 | Manteca, Calif. | Tijuana (MEX) |
| Imperato, Jack | M | 5-11 | 160 | 02/20/02 | San Jose, Calif. | Orange County SC |
| Jasson, Andres | F | 5-9 | 147 | 01/17/02 | Greenwich, Conn. | New York City FC |

| Name | Pos. | Ht. | Wt. | Birth Date | Hometown | Club / College |
|------------------------|-------------|------------|------------|-------------------|-----------------------|---------------------------|
| Jones, Noah | F | 6-3 | 174 | 03/18/02 | Berlin, Germany | Wil (SUI) |
| Judge, Mason | D | 5-11 | 165 | 03/29/02 | Tampa, Fla. | Eintracht Frankfurt (GER) |
| Kayo, Bryang | M | 6-1 | 138 | 07/27/02 | Poolesville, Md. | Wolfsburg (GER) |
| Las, Damian | GK | 6-0 | 165 | 04/11/02 | Norridge, Ill. | Fulham (ENG) |
| Lepley, Tucker | F | 5-5 | 131 | 01/17/02 | Charlotte, N.C. | UCLA |
| Lopez, Antino | D | 5-11 | 170 | 05/21/02 | Las Vegas, Nev. | Duke University |
| Ocampo-Chavez, Alfonso | F | 5-9 | 131 | 03/25/02 | Fresno, Calif. | Seattle Sounders FC |
| Odunze, Chituru | GK | 6-7 | 213 | 10/14/02 | Calgary, Alberta | Leicester City (ENG) |
| Penagos, Mario | F | 5-8 | | 05/03/02 | Elk Grove, Calif. | Sacramento Republic FC |
| Pierre, Kurowskybob | D | 6-2 | 170 | 08/28/02 | Ft. Lauderdale, Fla. | RC Strasbourg (FRA) |
| Pynadath, Joshua | F | 5-9 | 143 | 02/20/02 | Los Altos, Calif. | Unattached |
| Ramsey, Joshua | D | 6-0 | 180 | 08/22/02 | Plano, Texas | San Antonio FC |
| Redzic, Benjamin | M | 5-8 | 139 | 09/26/02 | Carrollton, Tex. | FC Dallas |
| Reilly, William | M | 5-10 | 146 | 12/03/02 | Decatur, Ga. | Atlanta United FC |
| Rivera, Damian | M | 5-10 | 158 | 12/08/02 | Cranston, R.I. | New England Revolution |
| Robles, Daniel | M | 5-4 | 140 | 01/04/02 | Burien, Wash. | Seattle Sounders FC |
| Saldana, Adam | M | 5-8 | 157 | 02/07/02 | Panorama City, Calif. | LA Galaxy |
| Scally, Joe | D | 5-10 | 150 | 12/31/02 | Lake Grove, N.Y. | Borussia M'gladbach (GER) |
| Serrano, Ray | F | 5-7 | 125 | 05/09/02 | Graham, Wash. | Seattle Sounders FC |
| Soares, Pablo | M | 5-7 | 152 | 03/08/02 | Krefeld, Germany | Borussia M'gladbach (GER) |
| Sparks, Bailey | F | 6-0 | 150 | 12/30/02 | Plano, Texas | Sporting Kansas City |
| Stroud, Peter | M | 5-5 | 110 | 04/23/02 | Chester, N.J. | Duke University |
| Sulte, Hunter | GK | 6-7 | 181 | 04/25/02 | Lincoln, Neb. | Portland Timbers |
| Tolkin, John | D | 5-8 | 144 | 07/31/02 | Chatham, N.J. | New York Red Bulls |
| Tomkinson, Jonathan | D | 6-3 | 172 | 04/11/02 | Plano, Texas | Norwich City (ENG) |
| van Hees, Rickson | D | 5-8 | 150 | 07/21/02 | Oss, Netherlands | FC Dallas |
| Villanueva, Alex | F | 5-7 | 135 | 07/09/02 | Maple Valley, Wash. | Seattle Sounders FC |
| Wady, Ethan | GK | 6-6 | 194 | 01/25/02 | Wake Forest, N.C. | Chelsea (ENG) |
| Weaver, Aiden | M | 5-7 | 130 | 01/25/02 | Elizabethtown, Pa. | Stanford University |
| Wilson, Seth | GK | 6-4 | 187 | 03/15/02 | Frisco, Texas | FC Dallas |
| Yow, Griffin | F | 5-9 | 145 | 09/25/02 | Clifton, Va. | D.C. United |

USMNT

MNT HISTORY

WORLD CUP HISTORY

PROGRAMS

COMPETITIONS

U.S. HISTORY & INFO

U.S. UNDER-18 MEN'S NATIONAL TEAM

2020 Age Eligibility: Jan. 1, 2003

The U.S. Under-18 Men's National Team serves as a transition to the Under-20 Men's National Team. This age group forms the core of the team that will attempt to qualify for the 2023 FIFA U-20 World Cup.

The U-18 USMNT player pool will be brought to a number of domestic and international training camps and tournaments in order to expose more players to the National Team camp environment as well as provide programming for the younger group of players competing for a spot with the U-20 USMNT

2021 U.S. U-18 Men's National Team Player Pool - 03s

Following is the current player pool for the U.S. Under-18 Men's National Team. The U-18 USMNT head coach and coaching staff will, for the most part, use this pool of players for training camps and matches. This year's U-18 MNT player pool consists of players born in 2003. This group will form the core of the team that will attempt to qualify for the 2023 FIFA U-20 World Cup. The pool is constantly evolving, with new players being added and called-up. Players from the U-18 MNT pool may also be called to the U-20s.

| Name | Pos. | Ht. | Wt. | Birth Date | Hometown | Club / College |
|---------------------|------|------|-----|------------|-----------------------|------------------------------|
| Aaronson, Paxten | M | 5-5 | 117 | 08/23/03 | Medford, N.J. | Philadelphia Union |
| Aguilar, Adrian | D | 5-6 | 132 | 02/15/03 | Los Angeles, Calif. | LA Galaxy |
| Alvarado, Alejandro | M | 5-7 | 143 | 07/29/03 | Los Angeles, Calif. | LA Galaxy |
| Amponsah, Prince | D | 5-10 | 147 | 08/30/03 | Bronx, N.Y. | Wake Forest University |
| Arevalo, Ronald | F | 5-5 | 129 | 05/18/03 | North Bergen, N.J. | Cedar Stars Academy - Bergen |
| Arias, Edwin | D | 5-8 | 135 | 03/07/03 | Phoenix, Ariz. | Barca Academy |
| Azcona, Edison | M | 5-4 | 117 | 11/21/03 | Clermont, Fla. | Inter Miami CF |
| Bohui, Patrick | F | 5-9 | 158 | 12/03/03 | West Chester, Pa. | FC Cincinnati |
| Cardenas, Andres | F | 5-7 | 123 | 03/09/03 | Doral, Fla. | Inter Miami CF |
| Casas, Javier | M | 5-9 | 146 | 05/14/03 | Addison, Ill. | Chicago Fire FC |
| Che, Justin | D | 5-10 | 150 | 11/18/03 | Frisco, Texas | FC Dallas |
| Chifamba, Elton | M | 5-7 | 138 | 04/19/03 | Blacklick, Ohio | Columbus Crew |
| Clark, Caden | M | 5-10 | 149 | 05/27/03 | Medina, Minn. | New York Red Bulls |
| Cordes, Andrew | GK | 6-0 | 192 | 03/13/03 | Denver, Colo. | Colorado Rapids |
| Cowell, Cade | F | 5-10 | 163 | 10/14/03 | Ceres, Calif. | San Jose Earthquakes |
| Cuevas, Mauricio | D | 5-7 | 120 | 02/10/03 | Los Angeles, Calif. | LA Galaxy |
| Dossmann, Niklas | D | 5-10 | 140 | 05/10/03 | Belmont, Calif. | Mainz (GER) |
| Edelman, Daniel | M | 5-7 | 133 | 04/28/03 | Warren, N.J. | New York Red Bulls |
| Ferguson, Mitchell | D | 6-2 | 170 | 04/29/03 | Glen Carbon, Ill. | Portland Timbers |
| Ferkranus, Marcus | D | 6-1 | 169 | 05/10/03 | Santa Clarita, Calif. | LA Galaxy |
| Freeman, Tyler | F | 5-9 | 140 | 01/09/03 | Shawnee, Kan. | Sporting Kansas City |
| Garay, Jeremy | M | 5-8 | 136 | 04/01/03 | Woodbridge, Va. | D.C. United |
| Garcia, Christopher | F | 5-7 | 140 | 01/13/03 | El Paso, Texas | Real Salt Lake |
| Genenbacher, Kyle | D | 5-9 | 161 | 04/14/03 | Farmington, Mo. | Saint Louis FC |
| Giron, Arnold | F | 5-7 | 158 | 03/27/03 | Long Beach, Calif. | LAFC |
| Gomez, Jonathan | D | 5-9 | 156 | 09/01/03 | Keller, Texas | Louisville City FC |
| Gonzalez, Jose | F | 5-7 | 132 | 01/21/03 | Cowiche, Wash. | Crossfire Premier |
| Greene, Jacob | D | 5-7 | 146 | 03/23/03 | Crofton, Md. | D.C. United |
| Gutierrez, Brian | F | 5-10 | 138 | 06/17/03 | Burbank, Ill. | Chicago Fire FC |
| Hall, Noah | D | 5-5 | 140 | 01/12/03 | Cincinnati, Ohio | Columbus Crew |
| Hernandez, Anthony | M | 5-4 | 122 | 07/07/03 | Reynoldsburg, Ohio | Columbus Crew |
| Homer, Isaac | D | 5-10 | 172 | 01/25/03 | Portland, Ore. | Portland Timbers |
| Hooper, Dylan | D | 5-11 | 179 | 11/13/03 | Shawnee, Kan. | Sporting Kansas City |
| Huckaby, Dante | M | 5-11 | 170 | 03/17/03 | Morgantown, W. Va. | Philadelphia Union |
| Ikoba, Tega | F | 6-1 | 160 | 08/14/03 | Madison, Ala. | Portland Timbers |
| Jones, Eliot | GK | 6-1 | 175 | 05/12/03 | New Britain, Conn. | Stanford University |
| Killeen, Martin | M | 5-5 | 125 | 10/07/03 | Brea, Calif. | LA Galaxy |
| Kinzner, Eric | D | 6-1 | 176 | 03/22/03 | Tacoma, Wash. | Seattle Sounders FC |
| Kitahara, Sota | M | 5-9 | 148 | 01/11/03 | Edmonds, Wash. | Seattle Sounders FC |

| Name | Pos. | Ht. | Wt. | Birth Date | Hometown | Club / College |
|--------------------|------|------|-----|------------|-------------------------|----------------------------------|
| Krenecki, Gavin | GK | 5-9 | 175 | 03/08/03 | Fair Oaks, Calif. | Sporting Kansas City |
| Leal, Patrick | F | 5-5 | 108 | 02/21/03 | Newton, Mass. | Sporting CP (POR) |
| Leyva, Daniel | M | 5-9 | 145 | 05/05/03 | Las Vegas, Nev. | Seattle Sounders FC |
| Lundegard, Adam | D | 6-1 | 161 | 08/08/03 | Huntingtown, Md. | D.C. United |
| Mathews, Morris | D | 5-6 | 120 | 03/25/03 | Cambridge, Mass. | New England Revolution |
| McGlynn, Jack | M | 5-10 | 138 | 07/07/03 | Middle Village, N.Y. | Philadelphia Union |
| Mendoza, Abel | M | 5-9 | 161 | 01/07/03 | Las Vegas, Nev. | Real Salt Lake |
| Miscic, Selmir | F | 5-7 | 135 | 01/23/03 | Royersford, Pa. | Philadelphia Union |
| Monis, Alex | M | 5-6 | 134 | 03/20/03 | Naperville, Ill. | Chicago Fire FC |
| Morris, Jacob | GK | 5-9 | 155 | 03/13/03 | Parker, Colo. | Real Colorado |
| Nava, Sebastian | F | 5-5 | 125 | 03/10/03 | Wilmington, Calif. | LA Galaxy |
| Neal, Jalen | D | 5-11 | 137 | 08/24/03 | Lakewood, Calif. | LA Galaxy |
| Noel, Andrew | GK | 6-4 | 204 | 01/08/03 | Montclair, N.J. | New York Red Bulls |
| Nyeman, Moses | M | 5-5 | 126 | 11/05/03 | Riverdale, Md. | D.C. United |
| Orquin, Ralph | D | 5-8 | 140 | 03/15/03 | | Club America (MEX) |
| Paredes, Kevin | F | 5-6 | 120 | 05/07/03 | South Riding, Va. | D.C. United |
| Pariano, Nicholas | M | 5-7 | 129 | 03/16/03 | Ann Arbor, Mich. | Duke University |
| Pepi, Ricardo | F | 6-1 | 170 | 01/09/03 | McKinney, Texas | FC Dallas |
| Pereira, Nicolas | M | 5-8 | 126 | 06/22/03 | Miami, Fla. | Inter Miami CF |
| Perez, Jonathan | F | | | 01/18/03 | Pico Rivera, Calif. | LA Galaxy |
| Pierre, Kayden | D | 5-8 | 136 | 02/16/03 | Rochester Hills, Mich. | Sporting Kansas City |
| Ramos, Andre | D | 5-10 | 165 | 10/07/03 | Los Angeles, Calif. | LA Galaxy |
| Ramos, Anthony | GK | 5-11 | 137 | 07/15/03 | Torrance, Calif. | LA Galaxy |
| Reyes, Vicente | GK | 6-1 | 140 | 11/19/03 | Cumming, Ga. | Atlanta United FC |
| Rios, Daniel | M | 5-8 | 145 | 03/29/03 | Houston, Texas | Houston Dynamo |
| Rouu, Matthew | F | 5-9 | 142 | 01/22/03 | Germantown, Wisc. | Indy Eleven |
| Sarver, Sam | F | 5-9 | 149 | 03/03/03 | Beachwood, Ohio | Columbus Crew |
| Sealy, Dante | F | 5-10 | 160 | 04/17/03 | Frisco, Texas | FC Dallas |
| Serrano, Edgar | M | 5-8 | 129 | 06/06/03 | Tukwila, Wash. | Seattle Sounders FC |
| Smith, Collin | F | 5-9 | 162 | 12/04/03 | Frisco, Texas | FC Dallas |
| Sorenson, Anthony | D | 5-5 | 135 | 06/25/03 | Ann Arbor, Mich. | Philadelphia Union |
| Stoup, Kobey | M | 5-10 | 162 | 03/07/03 | Montgomery, Ala. | Atlanta United FC |
| Taber, Tyler | M | 5-6 | 121 | 07/19/03 | Bertrange, Luxembourg | Racing FC Union Luxembourg (LUX) |
| Vegaalban, Dominic | D | 5-7 | 135 | 08/07/03 | Rocklin, Calif. | De Anza Force |
| Walls, Casey | D | 6-1 | 173 | 01/10/03 | Mill Valley, Calif. | San Jose Earthquakes |
| Wolf, Aidan | F | 5-9 | 145 | 04/09/03 | Cleveland Heights, Ohio | Columbus Crew |
| Wolff, Tyler | F | 5-8 | 149 | 02/13/03 | Westerville, Ohio | Atlanta United FC |
| Zalinsky, Joseph | F | 5-7 | 160 | 01/03/03 | Brick, N.J. | New York Red Bulls |
| Zelaya, Brandon | F | 5-5 | 120 | 03/08/03 | Redwood City, Calif. | San Jose Earthquakes |
| Zuluaga, Andre | GK | 5-10 | 167 | 08/24/03 | Miami, Fla. | Inter Miami CF |

USMNT

MNT HISTORY

WORLD CUP HISTORY

PROGRAMS

COMPETITIONS

U.S. HISTORY & INFO

U.S. UNDER-17 MEN'S NATIONAL TEAM

2021 Age Eligibility: Jan. 1, 2004

2020 International Record: 0-3-0

LOOKING AHEAD

While FIFA canceled the 2021 U-17 World Cup due to the COVID-19 pandemic, U-17 USMNT players have continued to make strides with their clubs across the country and abroad. The U-17s will look to return to the field when it's safe to do so.

2020 U.S. UNDER-17 MNT RESULTS

Overall Record: 0-3-0 (GF: 3, GA: 12)

U-17 International Record: 0-3-0 (GF: 3, GA: 12)

| Date | Opponent | Result | Goalscorers | Location |
|---------|----------|--------|-------------|--|
| Feb. 19 | Spain* | 1-2 L | S. Jones | St. Georges Park; Burton-upon-Trent, England |
| Feb. 21 | England* | 1-4 L | Wiley | St. Georges Park; Burton-upon-Trent, England |
| Feb. 24 | Denmark* | 1-6 L | Rotundo | St. Georges Park; Burton-upon-Trent, England |

Goal Scorers: *S. Jones, Rotundo, Wiley*

**UEFA Development Tournament*

2021 U.S. U-17 Men's National Team Player Pool - 04s

Following is the current player pool for the U.S. Under-17 Men's National Team. The U-17 USMNT head coach and coaching staff will, for the most part, use this pool of players for training camps and matches. To be age-eligible for the U-17 USMNT, players must have been born on or after Jan. 1, 2004. The pool is constantly evolving, with new players being added and called-up. Younger players may also be called up to the U-17s.

| Name | Pos. | Ht. | Wt. | Birth Date | Hometown | Club / College |
|-------------------------|------|------|-----|------------|-------------------------|------------------------|
| Acito, Kamran | D | | | 03/05/04 | Harrison, N.J. | New York City FC |
| Alguera, Damian | GK | 5-7 | 130 | 02/11/04 | San Jose, Calif. | San Jose Earthquakes |
| Allen, Noah | D | 5-5 | 125 | 04/24/04 | Pembroke Pines, Fla. | Inter Miami CF |
| Alvarez, Juan | M | 5-5 | 126 | 08/30/04 | Tukwila, Wash. | Seattle Sounders FC |
| Avila, Armando | D | 5-7 | 123 | 03/09/04 | Torrance, Calif. | LAFC |
| Avray, Kaile | F | 5-4 | 112 | 05/27/04 | Kansas City, Kan. | Lille (FRA) |
| Ayala, Eric | M | 5-8 | 135 | 06/03/04 | San Diego, Calif. | Tijuana (MEX) |
| Batiste, Logan | D | 5-11 | 137 | 07/16/04 | Greenacres, Fla. | Inter Miami CF |
| Booth, Zach | M | 5-9 | 130 | 02/17/04 | Eden, Utah | Leicester City (ENG) |
| Borsos, Alex | M | 5-6 | 135 | 01/23/04 | Houston, Texas | Houston Dynamo |
| Brady, Chris | GK | 6-3 | 170 | 03/03/04 | Naperville, Ill. | Chicago Fire FC |
| Brummett, Austin | F | 5-11 | 175 | 02/12/04 | Seattle, Wash. | New York Red Bulls |
| Carrera, Antonio | GK | 5-7 | 110 | 03/15/04 | Frisco, Tex. | FC Dallas |
| Cisneros, Osvaldo | M | 5-3 | 125 | 03/13/04 | Parkville, Mo. | Sporting Kansas City |
| Cordova, Cesar | M | 5-5 | 123 | 09/08/04 | Humble, Texas | Houston Dynamo |
| Cortez, John Carlos | D | 5-7 | 130 | 03/09/04 | Ridgewood, N.J. | New York Red Bulls |
| Craig, Brandon | D | 5-10 | 127 | 04/07/04 | Philadelphia, Pa. | Philadelphia Union |
| Dewsnup, Jeff | GK | 6-1 | 159 | 05/21/04 | Herriman, Utah | Real Salt Lake |
| Duenas, Erik | D | | | | El Monte, Calif. | LAFC |
| Elizalde, Cesar | M | 5-5 | 130 | 01/10/04 | Little Elm, Texas | FC Dallas |
| Emmings, Fred | GK | 6-3 | 188 | 02/08/04 | St. Paul, Minn. | Minnesota United FC |
| Gutierrez, Daniel | F | 5-2 | 102 | 05/16/04 | Oklahoma City, Okla. | Sporting Kansas City |
| Gutierrez, Jose | F | 5-11 | | 03/19/04 | Garland, Texas | FC Dallas |
| Henry, Kobi | D | 6-1 | 157 | 04/26/04 | Miami, Fla. | Orange County SC |
| Herb, Logan | GK | | | | | Houston Dynamo |
| Hot, Kenan | M | 5-8 | 120 | 03/16/04 | Lincroft, N.J. | New York Red Bulls |
| Jauregui, Rafael | F | 5-7 | 144 | 12/20/04 | Rancho Cordova, Calif. | Sacramento Republic FC |
| Jimenez, Kevin | F | 5-0 | 130 | 01/03/04 | Moreno Valley, Calif. | LAFC |
| Jones, Samuel | D | 5-11 | 161 | 02/14/04 | Portsmouth, Va. | Philadelphia Union |
| Kaemmerer, Robert | D | 5-3 | 106 | 11/30/04 | Torrance, Calif. | Pateadores |
| Lambe, Brendan | M | 5-4 | 145 | 12/19/04 | Apex, N.C. | Atlanta United FC |
| Leone, Antonio | D | 5-11 | 176 | 04/28/04 | Long Beach, Calif. | LAFC |
| Leza, Hans | D | 5-8 | 118 | 02/21/04 | Houston, Texas | Houston Dynamo |
| Morales, Efrain | M | 6-1 | 151 | 03/04/04 | Suwanee, Ga. | Atlanta United FC |
| Nehme, Isaac | GK | 5-9 | 165 | 03/23/04 | Colorado Springs, Colo. | Colorado Rapids |
| Oliva, Federico | F | 5-10 | 158 | 07/22/04 | Madrid, Spain | Atletico Madrid (ESP) |
| Perez, Nicolas | M | | | | Guadalajara, Mexico | LA Galaxy |
| Perez, Rocky | M | 5-4 | 110 | 01/08/04 | San Antonio, Tex. | San Antonio FC |
| Presto, Dylan | M | 5-6 | 115 | 10/21/04 | Porter Ranch, Calif. | LAFC |
| Pukstas, Rokas | M | 5-3 | 98 | 08/25/04 | Stillwater, Okla. | Hajduk Split (CRO) |
| Quintos, Ryan | D | 5-8 | 140 | 07/13/04 | Glen Ellyn, Ill. | Chicago Fire FC |
| Reynolds, Justin | D | 5-4 | 123 | 08/04/04 | Chicago, Ill. | Chicago Fire FC |
| Rincon-Rodriguez, Oscar | F | 5-6 | 130 | 03/05/04 | Federal Way, Wash. | Seattle Sounders FC |
| Rodriguez, Allan | M | 5-6 | 140 | 05/27/04 | Elkhart, Ind. | Chicago Fire FC |
| Rotundo, Evan | M | 5-8 | 125 | 07/09/04 | La Mesa, Calif. | Schalke (GER) |
| Slonina, Gabriel | GK | 6-4 | 203 | 05/15/04 | Addison, Ill. | Chicago Fire FC |
| Tanton, Devan | D | 5-9 | 143 | 01/03/04 | Barcelona, Spain | Fulham (ENG) |
| Terrazas, Jaime | F | 5-3 | 128 | 07/21/04 | Los Alamos, N.M. | New Mexico United |
| Torres, Christian | F | 5-7 | 124 | 04/15/04 | Upland, Calif. | LAFC |
| Torres, Leonardo | D | 5-3 | 120 | 01/22/04 | San Antonio, Tex. | San Antonio FC |
| Toure, Dantouma | F | 5-8 | 154 | 06/12/04 | Trenton, N.J. | Colorado Rapids |
| Valdez, Victor | M | 5-6 | 132 | 04/06/04 | Garden Grove, Calif. | LA Galaxy |
| Vazquez, Favian | F | 5-1 | 97 | 12/01/04 | Corona, Calif. | LAFC |
| Vivani, Tristan | D | | | | Redwood City, Calif. | San Jose Earthquakes |
| Wiley, Caleb | D | 5-10 | 159 | 12/22/04 | Atlanta, Ga. | Atlanta United FC |
| Williams, Thomas | D | 6-3 | 173 | 08/15/04 | Titusville, Fla. | Orlando City SC |
| Yapi, Darren | F | 6-1 | 152 | 11/19/04 | Denver, Colo. | Colorado Rapids |
| Yohannes, Aethan | M | 5-10 | 169 | 03/16/04 | Springfield, Va. | AZ Alkmaar (NED) |
| Yohannes, Mathias | M | 5-10 | 126 | 01/19/04 | Chantilly, Va. | D.C. United |

2020 U.S. UNDER-17 MNT STATISTICS

| Name | Pos. | 2020 Overall Stats | | | | 2020 International Stats | | | | | Career U-17 Caps/Goals |
|------------------|------|--------------------|-----------|----------|------------|--------------------------|------------|-----------|----------|------------|---------------------------|
| | | GP/GS | G | A | Y/R | GP/GS | Min | G | A | Y/R | |
| Alvarez, Juan | M | 3/1 | 0 | 0 | 0 | 3/1 | 96 | 0 | 0 | 0 | 3/0 |
| Auvray, Kaile | F | 2/1 | 0 | 0 | 0 | 2/1 | 90 | 0 | 0 | 0 | 2/0 |
| Ayala, Eric | M | 3/1 | 0 | 0 | 1 | 3/1 | 135 | 0 | 0 | 1 | 3/0 |
| Batiste, Logan | D | 0/0 | 0 | 0 | 0 | 0/0 | 0 | 0 | 0 | 0 | 0/0 |
| Booth, Zach | M | 3/3 | 0 | 0 | 0 | 3/3 | 258 | 0 | 0 | 0 | 3/0 |
| Dewsnup, Jeffrey | GK | 1/1 | 0 | 0 | 0 | 1/1 | 90 | 0 | 0 | 0 | 1 |
| Henry, Kobi | D | 2/2 | 0 | 0 | 0 | 2/2 | 151 | 0 | 0 | 0 | 2/0 |
| Jones, Jordan | M | 2/2 | 0 | 0 | 0 | 2/2 | 90 | 0 | 0 | 0 | 2/0 |
| Jones, Samuel | D | 3/2 | 1 | 0 | 0 | 3/2 | 160 | 1 | 0 | 0 | 3/1 |
| Leone, Antonio | D | 3/1 | 0 | 0 | 0 | 3/1 | 146 | 0 | 0 | 0 | 3/0 |
| Morales, Efrain | D | 0/0 | 0 | 0 | 0 | 0/0 | 0 | 0 | 0 | 0 | 0/0 |
| Oliva, Federico | F | 3/2 | 0 | 0 | 0 | 3/2 | 142 | 0 | 0 | 0 | 3/0 |
| Rotundo, Evan | F | 3/1 | 1 | 0 | 0 | 3/1 | 123 | 1 | 0 | 0 | 3/1 |
| Slonina, Gabriel | GK | 2/2 | 0 | 0 | 0 | 2/2 | 180 | 0 | 0 | 0 | 2 |
| Tanton, Devan | D | 3/3 | 0 | 0 | 0 | 3/3 | 198 | 0 | 0 | 0 | 3/0 |
| Toure, Dantouma | F | 3/3 | 0 | 1 | 0 | 3/3 | 257 | 0 | 1 | 0 | 3/0 |
| Valdez, Victor | M | 3/1 | 0 | 1 | 0 | 3/1 | 147 | 0 | 1 | 0 | 3/0 |
| Wiley, Caleb | D | 3/3 | 1 | 0 | 0 | 3/3 | 270 | 1 | 0 | 0 | 3/1 |
| Williams, Thomas | D | 3/2 | 0 | 0 | 0 | 3/2 | 200 | 0 | 0 | 0 | 3/0 |
| Yapi, Darren | F | 3/2 | 0 | 0 | 0 | 3/2 | 135 | 0 | 0 | 0 | 3/0 |
| Yohannes, Aethan | M | 3/1 | 0 | 0 | 0 | 3/1 | 102 | 0 | 0 | 0 | 3/0 |
| Own Goal | | | 0 | | | | | 0 | | | |
| TOTAL | | 3/3 | 3 | 2 | 1/0 | 3/3 | 270 | 3 | 2 | 1/0 | |
| Opponents | | 3/3 | 12 | 0 | 0/0 | 3/3 | 270 | 12 | 0 | 0/0 | |

GOALKEEPING STATISTICS

| Name | 2020 Overall Stats | | | | | 2020 International Stats | | | | | | Career U-17 | |
|------------------|--------------------|--------------|-----------|-----------|----------|--------------------------|------------|--------------|----------|-----------|----------|-------------|-------|
| | GP/GS | W-L-T | GF | GA | SO | GP/GS | Min | W-L-T | GF | GA | SO | GAA | W-L-T |
| Dewsnup, Jeffrey | 1/1 | 0-1-0 | 1 | 6 | 0 | 1/1 | 90 | 0-1-0 | 1 | 6 | 0 | 6.00 | 0-1-0 |
| Slonina, Gabriel | 2/2 | 0-2-0 | 2 | 6 | 0 | 2/2 | 180 | 0-2-0 | 2 | 6 | 0 | 3.00 | 0-2-0 |
| TOTAL | 3/3 | 0-3-0 | 3 | 12 | 0 | 3/3 | 270 | 0-3-0 | 4 | 12 | 0 | 4.00 | |
| Opponents | 3/3 | 3-0-0 | 12 | 3 | 0 | 3/3 | 270 | 3-0-0 | 2 | 4 | 0 | 1.33 | |

ALL-TIME RESULTS - FIFA U-17 WORLD CUP

15TH FIFA U-17 WORLD CUP - BRAZIL '19

| Date | Opponent | Result | U.S. Goals | Location | Attendance |
|-------------------------|-------------|--------|--------------------------|-------------------------------|------------|
| Oct. 27 | Senegal | 1-4 L | Busio | Cariacica, Brazil | 4,266 |
| Oct. 30 | Japan | 0-0 D | -- | Cariacica, Brazil | 3,878 |
| Nov. 2 | Netherlands | 0-4 L | -- | Goiânia, Brazil | 1,305 |
| Champion: Brazil | | | Runner-up: Mexico | USA finish: 20th place | |

14TH FIFA U-17 WORLD CUP - INDIA '17

| Date | Opponent | Result | U.S. Goals | Location | Attendance |
|--------------------------|----------|--------|-----------------------------|------------------------------|------------|
| Oct. 6 | India | 3-0 W | Sargent, Durkin, Carleton | New Delhi, India | 46,312 |
| Oct. 9 | Ghana | 1-0 W | Akinola | New Delhi, India | 17,500 |
| Oct. 12 | Colombia | 1-3 L | Acosta | Navi Mumbai, India | 22,263 |
| Oct. 16 | Paraguay | 5-0 W | Weah (3), Carleton, Sargent | New Delhi, India | 34,895 |
| Oct. 21 | England | 1-4 L | Sargent | Goa, India | 16,148 |
| Champion: England | | | Runner-up: Spain | USA finish: 7th place | |

13TH FIFA U-17 WORLD CUP - CHILE '15

| Date | Opponent | Result | U.S. Goals | Location | Attendance |
|--------------------------|----------|--------|------------------------|-------------------------------|------------|
| Oct. 17 | Nigeria | 0-2 L | - | Santiago, Chile | 20,637 |
| Oct. 20 | Croatia | 2-2 T | C. Pulisic, Vazquez | Viña del Mar, Chile | 21,893 |
| Oct. 23 | Chile | 1-4 L | Vazquez | Viña del Mar, Chile | 19,321 |
| Champion: Nigeria | | | Runner-up: Mali | USA finish: 21st place | |

11TH FIFA U-17 WORLD CUP - MEXICO '11

| Date | Opponent | Result | U.S. Goals | Location | Attendance |
|-------------------------|----------------|--------|-----------------------------|-------------------------------|------------|
| June 19 | Czech Republic | 3-0 W | Guido, E. Rodriguez, Koroma | Torreón, Mexico | 15,083 |
| June 22 | Uzbekistan | 1-2 L | Koroma | Torreón, Mexico | 4,133 |
| June 25 | New Zealand | 0-0 T | - | Torreón, Mexico | 8,556 |
| June 30 | Germany | 0-4 L | - | Querétaro, Mexico | 16,191 |
| Champion: Mexico | | | Runner-up: Uruguay | USA finish: 12th place | |

10TH FIFA U-17 WORLD CUP - NIGERIA '09

| Date | Opponent | Result | U.S. Goals | Location | Attendance |
|------------------------------|----------|--------|---------------------------|-------------------------------|------------|
| Oct. 26 | Spain | 1-2 L | McInerney | Kano, Nigeria | 19,500 |
| Oct. 29 | Malawi | 1-0 W | Shinsky | Kano, Nigeria | 13,780 |
| Nov. 1 | UAE | 1-0 W | McInerney | Ijebu-Ode, Nigeria | 9,000 |
| Nov. 4 | Italy | 1-2 L | Palodichuk | Kaduna, Nigeria | 11,301 |
| Champion: Switzerland | | | Runner-up: Nigeria | USA finish: 12th place | |

9TH FIFA U-17 WORLD CUP - SOUTH KOREA '07

| Date | Opponent | Result | U.S. Goals | Location | Attendance |
|--------------------------|------------|--------|-------------------------|-------------------------------|------------|
| Aug. 20 | Tajikistan | 3-4 L | Bates, Garza, Schuler | Changwon, South Korea | 4,570 |
| Aug. 23 | Tunisia | 1-3 L | Jeffrey | Changwon, South Korea | 3,115 |
| Aug. 26 | Belgium | 2-0 W | Urso, Bates | Cheonan, South Korea | 4,000 |
| Aug. 30 | Germany | 1-2 L | Bates | Cheonan, South Korea | 15,069 |
| Champion: Nigeria | | | Runner-up: Spain | USA finish: 16th place | |

8TH FIFA U-17 WORLD CHAMPIONSHIP - PERU '05

| Date | Opponent | Result | U.S. Goals | Location | Attendance |
|-------------------------|-------------|--------|-----------------------------|------------------------------|------------|
| Sept. 17 | North Korea | 3-2 W | Soroka, Nakazawa, Zimmerman | Chiclayo, Peru | 15,200 |
| Sept. 20 | Italy | 3-1 W | Sarkodie, Nakazawa, Soroka | Chiclayo, Peru | 15,240 |
| Sept. 23 | Ivory Coast | 1-1 T | Hall | Lima, Peru | 12,000 |
| Sept. 26 | Netherlands | 0-2 L | - | Trujillo, Peru | 9,000 |
| Champion: Mexico | | | Runner-up: Brazil | USA finish: 5th place | |

7TH FIFA U-17 WORLD CHAMPIONSHIP – FINLAND '03

| Date | Opponent | Result | U.S. Goals | Location | Attendance |
|-------------------------|--------------|--------|---------------------------------|------------------------------|------------|
| Aug. 14 | South Korea | 6-1 W | Adu (3), Owens, Watson, Curfman | Lahti, Finland | 3,240 |
| Aug. 17 | Sierra Leone | 2-1 W | Gonzalez, Adu | Lahti, Finland | 4,950 |
| Aug. 20 | Spain | 0-2 L | – | Lahti, Finland | 3,825 |
| Aug. 24 | Brazil | 0-3 L | – | Turku, Finland | 6,150 |
| Champion: Brazil | | | Runner-up: Spain | USA finish: 5th place | |

6TH FIFA U-17 WORLD CHAMPIONSHIP – TRINIDAD & TOBAGO '01

| Date | Opponent | Result | U.S. Goals | Location | Attendance |
|-------------------------|----------|--------|-----------------------------|-------------------------------|------------|
| Sept. 14 | Japan | 0-1 L | – | Bacolet, Tobago | 7,000 |
| Sept. 16 | France | 3-5 L | Magee, own goal, E. Johnson | Bacolet, Tobago | 7,000 |
| Sept. 19 | Nigeria | 0-2 L | – | Bacolet, Tobago | 7,000 |
| Champion: France | | | Runner-up: Nigeria | USA finish: 15th place | |

5TH FIFA U-17 WORLD CHAMPIONSHIP – NEW ZEALAND '99

| Date | Opponent | Result | U.S. Goals | Location | Attendance |
|-------------------------|-------------|----------------|-----------------------------|------------------------------|------------|
| Oct. 10 | New Zealand | 2-1 W | Thompson, Donovan | Auckland, New Zealand | 14,103 |
| Oct. 13 | Poland | 1-1 T | Donovan | Auckland, New Zealand | 10,265 |
| Oct. 16 | Uruguay | 1-0 W | Onyewu | Auckland, New Zealand | 7,643 |
| Oct. 20 | Mexico | 3-2 W | Beasley, Cila, Beckerman | Auckland, New Zealand | 7,483 |
| Oct. 24 | Australia | 2-2 T (6-7 pk) | Donovan, Onyewu | Christchurch, New Zealand | 6,500 |
| Oct. 27 | Ghana | 0-2 L | – | Auckland, New Zealand | 15,675 |
| Champion: Brazil | | | Runner-up: Australia | USA finish: 4th place | |

4TH FIFA U-17 WORLD CHAMPIONSHIP – EGYPT '97

| Date | Opponent | Result | U.S. Goals | Location | Attendance |
|-------------------------|----------|--------|------------------------------|-------------------------------|------------|
| Sept. 6 | Oman | 0-4 L | – | Alexandria, Egypt | 22,000 |
| Sept. 8 | Brazil | 0-3 L | – | Alexandria, Egypt | 20,000 |
| Sept. 11 | Austria | 4-0 W | Rupsis, Twellman (2), Totten | Port Said, Egypt | 4,000 |
| Champion: Brazil | | | Runner-up: Ghana | USA finish: 11th place | |

3RD FIFA U-17 WORLD CHAMPIONSHIP – ECUADOR '95

| Date | Opponent | Result | U.S. Goals | Location | Attendance |
|------------------------|----------|--------|--------------------------|-------------------------------|------------|
| Aug. 3 | Ecuador | 0-2 L | – | Quito, Ecuador | 28,000 |
| Aug. 5 | Japan | 1-2 L | Redmond | Quito, Ecuador | 12,000 |
| Aug. 8 | Ghana | 0-2 L | – | Quito, Ecuador | 28,000 |
| Champion: Ghana | | | Runner-up: Brazil | USA finish: 15th place | |

2ND FIFA U-17 WORLD CHAMPIONSHIP – JAPAN '93

| Date | Opponent | Result | U.S. Goals | Location | Attendance |
|--------------------------|----------------|--------|----------------------------|------------------------------|------------|
| Aug. 22 | Czech Republic | 1-2 L | Cooks | Kyoto, Japan | 8,200 |
| Aug. 24 | Colombia | 2-2 T | Venditti, Armas | Kyoto, Japan | 4,500 |
| Aug. 26 | Qatar | 5-1 W | Venditti, Moore, Cooks (3) | Kyoto, Japan | 3,700 |
| Aug. 29 | Poland | 0-3 L | – | Hiroshima, Japan | 2,854 |
| Champion: Nigeria | | | Runner-up: Ghana | USA finish: 7th place | |

1ST FIFA U-17 WORLD CHAMPIONSHIP – ITALY '91

| Date | Opponent | Result | U.S. Goals | Location | Attendance |
|------------------------|-----------|----------------|--------------------------|------------------------------|------------|
| Aug. 16 | Italy | 1-0 W | Dunne | Montecatino, Italy | 3,200 |
| Aug. 20 | Argentina | 1-0 W | McKeon | Viareggio, Italy | 1,200 |
| Aug. 22 | China PR | 3-1 W | Beachum, Montoya, McKeon | Viareggio, Italy | 2,000 |
| Aug. 25 | Qatar | 1-1 T (4-5 pk) | Kelly | Montecatino, Italy | 2,000 |
| Champion: Ghana | | | Runner-up: Spain | USA finish: 5th place | |

3RD FIFA U-16 WORLD TOURNAMENT – SCOTLAND '89

| Date | Opponent | Result | U.S. Goals | Location | Attendance |
|-------------------------------|--------------|--------|----------------------------|-------------------------------|------------|
| June 10 | Brazil | 1-0 W | I. Baba | Aberdeen, Scotland | 3,300 |
| June 12 | East Germany | 2-5 L | N. Baba, Wood | Aberdeen, Scotland | 2,300 |
| June 14 | Australia | 2-2 T | Wood, Haskins | Aberdeen, Scotland | 3,500 |
| Champion: Saudi Arabia | | | Runner-up: Scotland | USA finish: 10th place | |

2ND FIFA U-16 WORLD TOURNAMENT – CANADA '87

| Date | Opponent | Result | U.S. Goals | Location | Attendance |
|-------------------------------|-------------|--------|---------------------------|-------------------------------|------------|
| July 12 | Ecuador | 1-0 W | Crawley | Saint John, N.B.; Canada | 1,000 |
| July 14 | Ivory Coast | 0-1 L | — | Saint John, N.B.; Canada | 2,200 |
| July 16 | Korea Rep. | 2-4 L | S. Snow, Deering | Saint John, N.B.; Canada | 2,250 |
| Champion: Soviet Union | | | Runner-up: Nigeria | USA finish: 14th place | |

1ST FIFA U-16 WORLD TOURNAMENT – CHINA PR '85

| Date | Opponent | Result | U.S. Goals | Location | Attendance |
|--------------------------|----------|--------|--------------------------------|-------------------------------|------------|
| July 31 | Guinea | 0-1 L | — | Beijing, China | 80,000 |
| Aug. 2 | Bolivia | 2-1 W | McPhail, Pride | Beijing, China | 40,000 |
| Aug. 4 | China PR | 1-3 L | Pride | Beijing, China | 60,000 |
| Champion: Nigeria | | | Runner-up: West Germany | USA finish: 12th place | |

USMNT

MNT HISTORY

WORLD CUP HISTORY

PROGRAMS

COMPETITIONS

U.S. HISTORY & INFO

U.S. SOCCER'S UNDER-17 RESIDENCY PROGRAM

Bradenton, Fla.

After establishing a blueprint for creating a successful everyday training environment, the U.S. Soccer Under-17 Men's National Team Residency Program completed its final semester in the Spring of 2017 after 18 years at IMG Academy in Bradenton, Fla.

Started in 1999, the Residency Program created an elite training environment for the best youth players in the country by focusing on daily training to improve their development. Eight years later, the success of the Residency Program helped guide the 2007 launch of the U.S. Soccer Development Academy, which took the Residency Program model down to the club level during its 13-year run, guiding elite development environments across the country, providing tens thousands of players the opportunity to improve.

U.S. Soccer Under-17 Residency Alumni Register

| NAME | RESIDENCY SEMESTERS |
|----------------------------|----------------------|
| Ababio, Eddie | F04, S05 |
| Abolfathi, Dersu | F06, S07 |
| Acosta, George | 16, S17* |
| Acosta, Kellyn | 10, S11* |
| Adams, Tyler | F14, 15* |
| Adu, Freddy | S02, 03*, S04 |
| Agbossoumonde, Gale | S07, 08 |
| Agudelo, Juan | F08, 09* |
| Ajdukiewicz, Patrick | S16 |
| Akale, Mukwelle | 12, S13 |
| Akinola, Ayo | 16, S17* |
| Akwari, Nelson | 99* |
| Aldape, Ricardo | F10 |
| Allen, Jordan | S11 |
| Alston, Kevin | F03, 04, 05* |
| Altamirano, Jose | F06, S07 |
| Altidore, Jozy | F04, 05*, S06 |
| Amaya, Adonis | F11, 12 |
| Ambrose, Michael | F08, 09 |
| Amon, Joe | 10, S11* |
| Ampaipitakwong, Tony | F03, 04, S05 |
| Angking, Isaac | 16, S17 |
| Arellano, Hugo | F13, 14, 15* |
| Arevalo, Estanilao | F07 |
| Arguez, Bryan | F04-S05 |
| Arjona, Julio | 08, S09 |
| Armstrong, Matt | F04 |
| Arreolo, Eder | 07-S08 |
| Arrieta, Martin | S10 |
| Arriola, Paul | F10, S11* |
| Arvizu, David | F04-05* |
| Asensio, Carlos | 16, S17 |
| Ashe, Corey | F01-S03* |
| Avila, Eric | F03, 04, S05 |
| Ayah, Atsouh | F09, S10 |
| Ayala, Fernando | F03 |
| Badr, Samir | F07, 08, S09 |
| Bailey, Vernon | F11 |
| Baird, Corey | F11, 12, S13 |
| Balogun, Michael | 04, S05 |
| Barajas, Edgar | F05, S06 |
| Barber, Grayson | S17 |
| Barerra, Danny | F05, 06 |
| Barone, Giuseppe | S15 |
| Barson, Chad | F07 |
| Bartlow, Ethan | S17 |
| Bates, Mykell | F05, 06, S07* |
| Beasley, DaMarcus | 99* |
| Beckerman, Kyle | 99* |
| Bencomo, Jose | F16 |
| Bendik, Joe | S05 |
| Besagno, Nikolas | F04, S05* |
| Bolin, Danny | 99 |
| Booth, Taylor | F16, S17* |
| Borja, Carlos | 04, S05 |
| Bradley, Michael | F02, 03, S04 |
| Braima, George | F13, 14, 15 |
| Bramall, Alex | F07, S08 |
| Brooks, Alandus | S04 |
| Brown, Cameron | F05 |

| NAME | RESIDENCY SEMESTERS |
|---------------------------|---------------------|
| Brown, Jonathan | F08, S09 |
| Budnik, Alexander | 16, S17* |
| Bumpass, Brandyn | F05, S06 |
| Burnett, Ive | S10 |
| Caldwell, Jeff | F12, S13 |
| Caldwell, Scott | F06, 07, S08 |
| Calix, Jorge | F11, S12 |
| Calvillo, Eric | F13, 14, 15* |
| Canales, Jonathan | F08, S09 |
| Canouse, Russell | 10 |
| Capano, Craig | S00, 01* |
| Cardona, Keith | F09* |
| Carleton, Andrew | S16* |
| Carr, Bryce | S07 |
| Carranza, Jose | S14 |
| Carroll, Zach | S11* |
| Carter, Lonnie | F06 |
| Castano, Santiago | S10 |
| Celis, Bryan | S10 |
| Chang, Andrew | F09, S10 |
| Chavez, Victor | F09* |
| Chevannes, Adrian | F02, S03* |
| Chillemi, Filippo | S99 |
| Christensen, Paul | F11, 12, S13 |
| Chun, David | 00, S01* |
| Cila, Jordan | 99* |
| Colaluca, Nicolas | S02 |
| Coleman, Kevin | F13 |
| Collier, Jonathan | F04, S05 |
| Convey, Bobby | 99* |
| Corea, Dustin | F08, S09 |
| Corriveau, Nicko | S10 |
| Cortez, Victor | F04, S05 |
| Countess, D.J. | 99* |
| Craven, Andrew | F07, 08, 09* |
| Cregan, Bryce | F12 |
| Cristobal, Jerome | F09, S10 |
| Cronin, Steve | 99* |
| Cropper, Cody | S09 |
| Cruz, Pablo | F07 |
| Cummings, Chris | S07 |
| Curfman, Steven | F02-S03 * |
| Cutler, Kenny | 99* |
| Da Silva, Pierre | F13, 14, 15* |
| Dal Pra, Michael | F03, 04 |
| Davies, Kyle | F05, 06 |
| Davis, Sean | F08, 09 |
| De La Torre, Kevin | F10, S11 |
| De Point, Nikkye | F13, 14, 15 |
| Defreitas-Hansen, Nicolas | F16 |
| Del Rosario, Lucas | F14, 15 |
| Delgado, Marco | F10, S11 |
| Detter, Justin | F99 |
| Dieterich, Tanner | F13, 14, 15* |
| DIRimondo, John | F01, 02, S03* |
| Dixon, Alex | 06, S07 |
| Doholis, Mikhail | S10 |
| Dominguez, Bryan | S06, 07* |
| Donovan, Conor | F11, 12, S13 |
| Donovan, Landon | 99* |

| NAME | RESIDENCY SEMESTERS |
|--------------------------|----------------------|
| Duarte, Christian | S11 |
| Duran, Marlon | F07, 08, 09* |
| Duran, Ruben | F10 |
| Durkin, Christopher | 16* |
| Duvernay, Caleb | S12 |
| Echevarria, Steven | F11, S12, S13 |
| Eckhardt, Greg | 05, S06 |
| Edgar, Richard | F03, 04, 05* |
| Edwards, Earl | F07, 08, 09* |
| Edwards, Michael | S16 |
| Elney, Sebastian | F12, S13 |
| Escudero, Ronaldo | F13, F14, F15 |
| Farfan, Gabriel | F03, 04, S05* |
| Farfan, Michael | F03, 04, S05* |
| Fehr, Mobi | F10, S11* |
| Fender, Holden | S10 |
| Fernandez, Collin | S13 |
| Ferri, Blaine | 16, S17* |
| Finley, Ryan | F06, 07 |
| Fiore, Daniel | S00 |
| Flores, Cristian | S09 |
| Flores, Daniel | F10, S11 |
| Flores, Junior | F11, 12, S13 |
| Foe Nuphaus, Jean-Julian | S16 |
| Folk, Greg | F03, S04 |
| Forbes, Erik | F01 |
| Foss, Patrick | F10, S11 |
| Freeman, Hunter | F00, S01 |
| Freitas, Tyler | S16 |
| Gaines, McKenzie | 14, 15 |
| Gallardo, Joe | F14, 15* |
| Garces, Justin | 16, S17* |
| Garza, Greg | F06, 07* |
| Garza, Victor | F08 |
| Gaven, Eddie | F01, 02, S03* |
| Germani, Chris | F02, S03* |
| Giallombardo, Andrew | F04, 05 |
| Gijon, Irvin | F09, S10 |
| Gil, Luis | 08, 09* |
| Glad, Justen | S13 |
| Gloster, Christopher | 16, S17* |
| Gogic, Alek | F11, S12 |
| Gomez, Jose | 02, S03 |
| Gonzalez, Eduardo | F06 |
| Gonzalez, Eric | F09, S10 |
| Gonzalez, Guillermo | F01, 02, S03* |
| Gonzalez, Omar | 05* |
| Goslin, Christopher | 16* |
| Grande, Carlos | S10 |
| Graye, Jordan | F03 |
| Grazier, Brian | 02, S03* |
| Gregorio, Adolfo | 99* |
| Griffin, Gray | 00, 01* |
| Guido, Alejandro | F09, 10, S11* |
| Gulley, Kellen | F09, 10, S11 |
| Gurrieri, Kyle | F13, S14 |
| Gutierrez, Jaime | F07, 08 |
| Gyau, Joe | F07, 08, S09 |
| Haberkorn, Trevor | F10 |
| Hahn, Adam | S02 |

USMNT
MNT HISTORY
WORLD CUP HISTORY
PROGRAMS
COMPETITIONS
U.S. HISTORY & INFO

| NAME | RESIDENCY | SEMESTERS | NAME | RESIDENCY | SEMESTERS | NAME | RESIDENCY | SEMESTERS |
|-----------------------|---------------------|-----------|-------------------------|---------------------|------------|---------------------------|------------------|------------|
| Hall, Jeremy | F03, 04, | 05*, S06 | Lemus, Edson | F07 | | Navarro, Jonathan | F13 | |
| Hamilton, Wade | 10, | S11* | Lennon, Riggs | S10 | | Nelson, John | F13, 14, | 15* |
| Harrington, Mike | F01, 02, | S03* | Levy, Axel | 06, | S07 | Nelson, TJ | 06 | |
| Harrison, Drew | 02, | S03 | Lewis, Cameron | S02 | | Newton, Evan | F03, 04, | S05 |
| Harvey, Jordan | 00, | S01* | Lichaj, Eric | F03, 04, 05, | S06 | Nimo, Alex | S07* | |
| Haupt, James | S10 | | Lindley, Cameron | S12 | | Norton, Reed | S11 | |
| Hegardt, Jared | F10 | | Lindsey, Jaylin | F16, | S17* | Nuñez, Cesar | 04, | S05 |
| Heislitz, Marius | S12 | | Loera, David | F13 | | Ochoa, David | S17 | |
| Helton, Kyle | 02, | S03* | Lopez, Eric | 14, | 15* | Ogunsola, Tomiwa | F01, 02, | S03 |
| Henderson, Jesse | F03 | | Louro, Evan | F11, 12, | S13 | Okugo, Amobi | F06, | 07 |
| Henry, Donovan | F07, 08, | S09 | Luna, Edwin | F10 | | Okwuonwu, Boyd | F08, 09* | |
| Heredia, Angel | F11, 12, | S13 | MacMath, Zac | F06, | 07* | Oliver, Andrew | F09, 10, | S11 |
| Herold, Zachary | F07, 08, | 09* | MacVane, David | F05, | S06 | Olosunde, Matthew | F13, 14, | 15* |
| Hickey, Brody | S10 | | Madison, Darius | S10 | | Onyewu, Oguchi | 99* | |
| Hidalgo, Rodrigo | F02, 03, | S04 | Magee, Mike | F00, 01 | | Oot, Brandon | F02, | S03 |
| Horton, Aaron | F07 | | Malki, George | F08, | S09 | Orozco, Emilio | F07, 08, | 09 |
| Hundley, Matthew | F16, | S17 | Mapp, Justin | S00, 01* | | Ortega, Danny | S05 | |
| Huyhn, Benjamin | S16 | | Marfuggi, Phil | F01, 02, | S03* | Ortega, Oscar | F09, | S10 |
| Ibeagha, Christian | F06 | | Mariscal, Ernesto | F04, | S05 | Owens, Brandon | F01, 02, | S03* |
| Ibisevic, Elvir | S15 | | Marosevic, Peri | F04, 05, | S06 | Pacheco, Brian | F12 | |
| Ibrahim, Fuad | 06, | S07* | Marshall, Chad | F00, 01 | | Palazzolo, AJ | S14 | |
| Igwe, Amaechi | F04, 05*, | S06 | Martin, Elijah | F11, 12, | S13 | Palmer-Brown, Erik | S13 | |
| Jackson, Bryan | 99* | | Martin, Greg | 99* | | Palodichuk, Nicholas | F09* | |
| Jackson, Larry | 06, | S07* | Martinez, Carlos | F07, 08, | 09* | Palomino, Marcelo | F16, | S17 |
| Jackson, Tevin | S06 | | Martinez, Cristian | F13 | | Panchot, Logan | F13, 14, | 15 |
| Jambusaria, Sagar | S10 | | Martir, Luis | S11 | | Pando, Dalton | F12 | |
| Jamieson IV, Bradford | F11, 12, | S13 | Mascarenas, Brian | F02, | S03 | Paredes, Jesse | 06, | S07 |
| Jeffrey, Jared | F05, 06, | F07* | Masch, Ryan | S10 | | Pearce, Heath | 00, 01 | |
| Jeffries, AJ | S11 | | Matthew Constant | S15 | | Pelosi, Marc | F09, 10, | S11* |
| Jerome, Stefan | F07, 08, | 09* | Matzelevich, Eric | 14, | 15 | Pereira, Alejandro | 16, | S17 |
| Jimenez, Christian | F02, 03, | S04 | McBean, Jack | S11* | | Perez, Jose | S09 | |
| Jimenez, Hector | S05 | | McCabe, Declan | F11 | | Perez, Josh | S15 | |
| Johnson, David | F00, | S01* | McCabe, Thomas | F13, 14, | 15* | Perk, Brian | F04, | S06* |
| Johnson, Eddie | 00, 01* | | McCarty, Dax | F03, 04 | | Perry, Trey | F06, | 07 |
| Johnson, Paul | 00, | S01* | McCrary, Jordan | F08, | 09* | Peterman, Ryan | S05 | |
| Jones, Malcolm | F12, | S13 | McDonald, Brandon | S02 | | Peterson, Jacob | F02, | S03* |
| Jones, Quantrell | 16, | S17 | McGuire, Jake | F10, | S11 | Pfeffer, Zachary | S10 | |
| Jones, Zyen | 16, | S17 | McInerney, Jack | F07, 08, | 09* | Phillips, Shaquille | 08, | S09 |
| Jordan, Cameron | F03, | S04 | McIntosh, Kendall | 10, | S11* | Piña, Fernando | F09, 10, | S11* |
| Kabala, Guyllain | F11, 12 | | McKennie, Weston | F13, 14, F15 | | Pineda, Victor | F08, | S09 |
| Kafai, Danya | F11, | S12 | McLoughlin, Ellis | F05, 06, | S07* | Pinho, Hunter | S16 | |
| Kalis, Ian | F05, | S06 | Melo, Nico | 10, | S11* | Polak, Tyler | F07, 08, | 09* |
| Kalso, Kellen | 99* | | Meves, David | F06, | S07 | Politz, Kevin | F11, | S12 |
| Kelly, Daniel | F05*, | S06 | Meyer, Aaron | S12 | | Polley, Miguel | F10, | S11 |
| Kelly, Keegan | F14, | 15 | Meyer, Thomas | F05*^ | | Prpa, Luka | F14, | 15 |
| Kempin, Jonathan | F08, | S09 | Miller, Chase | F07, | S08 | Pulisic, Christian | F13, F14* | |
| King, Brendan | F06, | 07* | Miller, Chris | S06 | | Pulisic, William | F13, 14, | 15* |
| King, Brett | S04 | | Millington, Nick | F06, 07, | S08 | Quaranta, Santino | 00, 01* | |
| King, Michael | S11 | | Mion, Alessandro | 10, | S11* | Ramirez, Francisco | F10 | |
| Kirk, Quavas | F03, 04, | F05* | Miranda, Jorge | 12 | | Rayn, Evan | F06 | |
| Kitchen, Perry | F07, 08, 09* | | Molano, Alex | F08, | S09 | Redding, Tommy | 12, | S13 |
| Klute, Chris | 07* | | Molinar, Temi | S06 | | Rein, Marcus | F02, 03, | S04 |
| Kohl, Nathan | S13 | | Moore, Shaquell | F11, 12, S13 | | Renken, Charles | 07, 08, | S09 |
| Koroma, Alfred | 08, 09, | S11* | Muñoz, Rolando | F12, | S13 | Requejo Jr., John | F11, 12, | S13 |
| Kunga, Lagos | F14, | F15 | Murillo, Antonio | S11 | | Restrepo, Diego | F05*, | S06 |
| Lambo, Josh | F05, 06, | F07* | Murphy, Ian | S16 | | Reynolds Jr., Bryan | F16, | S17* |
| Lancos, Chris | 00, | 01* | Muyl, Alex | F10, | S11 | Rice, Elijah | F13, 14, | 15 |
| Laverde, Fernando | S11 | | Nagy, Cole | F10 | | Richardson, Carter | S13 | |
| Lederman, Ben | S16 | | Najem, Adam | 10, | S11 | Richey, Spencer | 08, | 09* |
| Lee, Brandon | F05, | 06 | Nakazawa, Kyle | F03, 04, | 05* | Rickards, Patrick | F04 | |
| Lema, Christopher | F11, 12, | S13 | Nance, Matt | F11 | | Riffett, Zach | S00 | |
| Lemoine, Niccolo | S16 | | Nash, Joel | F08 | | Ritaccio, Carlo | F16, | S17 |

U.S. UNDER-17 MEN'S NATIONAL TEAM

195

| NAME | RESIDENCY SEMESTERS | NAME | RESIDENCY SEMESTERS |
|--------------------------|----------------------|-------------------------|---------------------|
| Rivera, Raul | S99 | Taiwo, Lawrence | S12 |
| Roberts, Matt | 99 | Tarr, Brandon | F05, S06 |
| Robinson, DeAndre | F11, S12 | Taylor-Parkes, Raheem | S14 |
| Rodriguez, Esteban | 10, S11* | Temple, Tonny | 16, S17 |
| Rodriguez, Marco | S00 | Tetro, Brandon | F11 |
| Rodriguez, Mario | F09, 10, S11* | Teixeira, Sean | F13 |
| Rodriguez, Mario | S00 | Thompson, Abe | 99* |
| Rogers, Robbie | F02, S03 | Townsend, Jaret | S14 |
| Rolon, Gonzalo | F12 | Trembly, Seth | 99* |
| Romero, Abraham | F13 | Tucakovic, Nedin | F11 |
| Rosas, Alberto | F08 | Turner, Tyler | F11, 12, S13 |
| Rubin, Rubio | F11, 12, S13 | Urso, Kirk | F05, 06, 07* |
| Rueckner, Bryant | F03, 04, F05* | Uy, Matthew | 06, S07 |
| Rutherford, Dean | F11 | Valentin, Julian | F02, 03*, S04 |
| Saad, Soony | F08, S09 | Valentin, Zarek | F06 |
| Salkicic, Tarik | 10, S11* | Vasquez, Arturo | 16, S17 |
| Sanchez, Estuardo | F03 | Vassilev, Indiana | F16, S17* |
| Sandbo, Stephen | F02, 03*, S04 | Vaughn, Chandler | 16, S17 |
| Sands, James | 16, S17* | Veeder, Corey | F07, S08 |
| Sands, William | 16, S17 | Vega, Devin | F13, S14 |
| Sargent, Joshua | 16, S17* | Velasquez, Sebastian | F09 |
| Sarkodie, Kofi | F06, 07*, S08 | Velega, Alexis | F13, 14, 15* |
| Sarkokie, Ofori | F03, 04, 05* | Villalobos, Josh | S00, F01 |
| Sarle, Dominick | F08, 09* | Villanueva, Jonathan | F03, S04 |
| Scanella, Jeff | F03, S04 | Villegas, Adrian | 16, S17 |
| Schropp, Peter | F12, S13 | Vogl, Eric | F01, 02, S03 |
| Schuerman, Adam | 00, 01* | Wade, Wesley | F11, 12, S13 |
| Schuler, Billy | 07 | Wagner, Blake | F03, 04, F05* |
| Scodari, Bruno | F11 | Wahl, Tyson | F00, S01 |
| Scott, Kristian | S10 | Walker, Kenneth | F03 |
| Segovia, Alejandro | F11 | Walker, Matthew | 04 |
| Selemani, Ahinga | 12, S13 | Wallace, Anthony | 04, 05, S06 |
| Serna, Dillon | F10, S11* | Ward, Tim | F02, 03, S04 |
| Sesay, Israel | F06, S07 | Waspi, Taylor | F03, S04 |
| Shaver, Tyler | S16, S17* | Watson, Jamie | F02, S03* |
| Shea, Brek | 06, 07* | Watts, Akil | 16, S17* |
| Shinsky, Alex | 08, 09* | Watts, Jared | F07, 08, 09* |
| Silva, Kevin | F13, 14, 15* | Weber, Tristan | F16, S17 |
| Simo, Chefik | 00, 01 | Wenzel, Daniel | F05, 06, F07* |
| Singh, Jay | F03 | Wileman, Chase | 02, S03 |
| Slonina, Nicholas | F16, S17 | Williams, Ford | F00, S01* |
| Sloustcher, Adam | F03, S04 | Williams, Sheanon | F05, 06, 07* |
| Smith, Caleb | S13 | Wiltse, Mark | F03 |
| Smith, Joel | F04 | Winn, Alan | F12, S13 |
| Smith, Nathan | F09, 10, S11* | Withers, Peter | F99 |
| Soroka, Ryan | F03, 04, F05* | Wright, Haji | F13, S14* |
| Sorrentino, Joseph | F04, 05, S06 | Yates, Drew | F04 |
| Souders, Andrew | F09, 10, S11* | Yi, Alex | 99* |
| Speas, Ben | F07 | Yomba, Dembakwi | F11, S12 |
| Spector, Jonathan | 02, S03* | Zaid, Danny | F10, S11 |
| Stephens, Michael | 04, F05 | Zavaleta, Eriq | F08, 09* |
| Stephenson, Erik | 08, S09 | Zelaya, Brian | F13, 14, F15 |
| Stone, Jordan | 00, 01* | Zendejas, Alejandro | F13, 14, 15* |
| Storm, Colton | F10, S11 | Ziemer, Thomas | F11 |
| Stray, Miles | F14, F15 | Zimmerman, Brandon | 06, 07* |
| Sturgis, Nathan | F03, S04 | Zimmerman, Preston | 04, 05* |
| Subotic, Neven | 04, 05* | | |
| Swanson, Ben | F12, S13 | | |
| Sylva, Joshua | F07 | | |
| Sylvestre, Brian | F07, S08 | | |
| Szetela, Danny | F02, 03*, S04 | | |
| Taitague, Nick | F14, 15 | | |

KEY:

* Player participated in a FIFA U-17 World Cup

F - Fall Semester Only

S - Spring Semester Only

Bold players have been capped by the full USMNT

^ Thomas Meyer was in residency during 2005, and later participated in the 2007 FIFA U-17 World Cup.

USMNT

MNT HISTORY

WORLD CUP HISTORY

PROGRAMS

COMPETITIONS

U.S. HISTORY & INFO

NIKE INTERNATIONAL FRIENDLIES HISTORY



Beginning in 2001, U.S. Soccer's Nike International Friendlies were established to provide top-level competition for the U.S. Under-17 Men's National Team and have evolved into one of the premier annual events on the youth soccer calendar. It's become a highly-anticipated event by clubs and college coaches due to the emphasis on quality soccer and the top-level competition.

The 2019 Nike Friendlies were held in November, featuring the U-17 MNT as well as the U-16 National Teams of the USA, Netherlands and Turkey. The U-16

BNT emerged with the tournament trophy after an exciting undefeated run. In its opener, the squad netted two goals in stoppage time to draw Netherlands at the brink 3-3. The U-16 BNT then proceeded to top its older counterparts 2-0 and fend off Turkey 3-2. Despite the results, the Dutch still had an opportunity to clinch first place on the final matchday, but a hard-fought 2-2 draw with the U-17 MNT saw the U-16 BNT at the top of the podium as both U.S. squads earned results in each one of their matches vs. international competition.

The USA went undefeated at the 2018 Nike Friendlies, but came up just short of taking home the tournament title. Facing Portugal, Turkey and Brazil, the U.S. played three evenly-matched, hard-fought games. The U-17s topped Turkey and struck first against Portugal and Brazil, but finished the tournament with a record of 1-0-2.

The 2017 edition of the Nike Friendlies featured the USA matched up with Brazil, England and Netherlands. The 2002 birth year group, who finished second at the CONCACAF U-15 Championship four months prior, were under the helm of head coach John Hackworth for the very first time. After falling to England just minutes away from a draw, Hackworth switched up the starting lineup against Netherlands, where the USA fell 5-1. In the tournament's final match against Brazil, the young group representing the U-17 MNT for the first time found their first result, drawing the tournament champions 1-1.

The USA re-gained the tournament crown at the 2016 Nike International Friendlies, putting in dominant performances in a 7-1 win vs. Portugal and 5-1 victory against Turkey to set up a winner-takes-all group finale vs. Brazil. A goal before halftime from Ayo Akinola gave way to an assured second-half performance as strikes from Josh Sargent and Timothy Weah pushed the USA to a 3-0 victory and its first Nike International Friendlies title since 2013.

The 2015 Nike Friendlies saw a young U.S. U-17 Men's National Team finish fourth in a strong field of teams which featured champions England, Netherlands and Brazil. At the 2014 event, the USA finished runner-up to Brazil in a tournament field that also included England and Australia. In 2013, the U.S., Brazil, England and Portugal made up the four-team field, with the U.S. winning the event with a victory over Brazil in the tournament's final match. It was the USA's second Nike Friendlies title in three years after also winning the 2011 title; Portugal won in 2012.

Originally, the U-17 MNT would face mainly U.S.-based club teams with an international opponent sprinkled in. That changed with the 2008 Winter Showcase in Lancaster, Calif., as the Nike Friendlies evolved beyond the capacity of its original IMG Academy home in Bradenton, Fla., with more than 140 teams participating in the tournament. By comparison, there were 19 teams at the inaugural 2001 competition.

By that time, it had become tradition to bring in international opponents for the U-17 MNT – and the Nike International Friendlies reached its current format. Australia and Brazil joined the U.S. U-17 MNT in 2008, and Brazil returned along with Portugal and the Netherlands in 2009. In 2010, it was Turkey, Brazil and Portugal, then, Turkey and Brazil were joined by France as the event shifted to Lakewood Ranch, Florida, near Bradenton in 2011.

The 2007 edition of the Nike Friendlies featured 54 teams, including the USA's 40-player Under-17 Residency Program and the U.S. Under-15 Boys' National Team, as well as the Under-17 National Teams of Brazil, Russia and Turkey. In 2006, the tournament included 53 teams in three different age groups, including three U.S. National Teams, a youth team from Italian club Juventus and the Brazil Under-17 National Team.

U.S. UNDER-16 BOYS' NATIONAL TEAM

2021 Age Eligibility: Jan. 1, 2005

The U-16 BNT program, along with the U-19 Men's National Team, began its first year of programming in 2016 as a part of an overall commitment to player development. U.S. Soccer has a total of eight youth National Teams for both its men's and women's programs: U-14, U-15, U-16, U-17, U-18, U-19, U-20, and U-23.

The additions create different programming tracks for even birth year players and odd birth year players to allow for a more consistent approach toward development and additional opportunities for players to participate in national team events and matches.

With the launch of the YNT U-14 TID program in 2019, the U-15 and U-16 BNT cycles each last for only one year. This year, 2005-birth year players make up the U-15 BNT and 2004-birth year players are beginning the two-year U-17 MNT cycle. Next year, the 2005-birth year players will become the U-16 BNT.

USMNT

MNT HISTORY

WORLD CUP HISTORY

PROGRAMS

COMPETITIONS

U.S. HISTORY & INFO

2021 U.S. U-16 Boys' National Team Player Pool - 05s

Following is the current player pool for the U.S. Under-16 Boys' National Team. The U-16 USBNT head coach and his staff will, for the most part, use this pool of players for training camps and matches. The pool is constantly evolving, with new players being added and called-up. This year's U-16 BNT player pool consists of players born in 2005.

| Name | Pos. | Ht. | Wt. | Birth Date | Hometown | Club / College |
|---------------------|------|------|-----|------------|----------------------|------------------------|
| Akalu, Gage | F | 5-5 | 132 | 07/19/05 | Kansas City, Kan. | Sporting Kansas City |
| Avalos, Edwin | D | 5-11 | 129 | 02/08/05 | | Monarcas Morelia (MEX) |
| Baker-Whiting, Reed | M | 5-11 | 148 | 03/31/05 | Seattle, Wash. | Seattle Sounders FC |
| Benitez, Julio | M | 5-4 | 124 | 07/30/05 | Mesa, Ariz. | Real Salt Lake |
| Berumen, Elijah | GK | 5-7 | 123 | 07/28/05 | Grand Prairie, Texas | Dallas Texans |
| Chisolm, Isaiah | F | 6-2 | 186 | 04/18/05 | | D.C. United |
| Clarke, Nati | D | 5-5 | 140 | 01/29/05 | Topeka, Kan. | Sporting Kansas City |
| Dafe, Iyke | D | 5-10 | 141 | 01/17/05 | Sugar Land, Texas | Houston Dynamo |
| Davis, Hudson | D | 5-10 | 126 | 11/20/05 | | Espanyol (ESP) |
| Deziel Jr., Robert | M | 5-8 | 135 | 06/30/05 | | Celta Vigo (ESP) |
| DuBroff, Pranav | D | 5-9 | 139 | 05/01/05 | Frisco, Texas | FC Dallas |
| Gabriel, Darsein | M | 5-8 | 130 | 11/07/05 | Harrison, N.J. | New York Red Bulls |
| Garcia, Ricardo | F | 5-4 | 138 | 07/06/05 | Houston, Texas | Houston Dynamo |
| Gomez, Victor | GK | 5-9 | 171 | 09/20/05 | Arlington, Texas | FC Dallas |
| Hardin, Josh | F | 5-4 | 120 | 01/10/05 | Maple Valley, Wash. | Seattle Sounders FC |
| Hernandez, Diego | M | 5-5 | 125 | 02/23/05 | Balch Springs, Texas | FC Dallas |
| Hernandez, Jonathan | GK | | | | Portland, Ore. | Portland Timbers |
| Jacobs, Francis | M | | | 02/28/05 | Laguna Beach, Calif. | Orange County SC |
| Jenkins, Italo | F | 5-11 | 197 | 06/19/05 | Atlanta, Ga. | Atlanta United FC |
| Jones, Jordan | M | 5-10 | 145 | 01/20/05 | McKinney, Texas | FC Dallas |
| Keise, Mikhail | D | | | | Parkland, Fla. | Inter Miami CF |
| Kelley, Kevin | F | 5-5 | 110 | 02/25/05 | Dallas, Texas | FC Dallas |
| Lindquist, Arvid | M | 5-11 | 135 | 05/05/05 | Frederick, Md. | D.C. United |
| Lopez, Diego | M | 5-9 | 127 | 04/12/05 | Del Mar, Calif. | Philadelphia Union |
| Louis, Isaie | F | 5-10 | 170 | 01/18/05 | Everett, Mass. | New England Revolution |
| Martinez, Angel | D | 5-10 | 170 | 02/19/05 | Everett, Wash. | Seattle Sounders FC |
| Moyado, Bryan | M | 5-8 | 115 | 08/08/05 | La Puente, Calif. | LAFC |
| Ngoma, Serge | F | 5-8 | 146 | | Harrison, N.J. | New York Red Bulls |
| Norris, Nolan | D | 5-6 | 110 | 02/17/05 | Fort Worth, Texas | FC Dallas |
| Ochoa, Emmanuel | GK | 6-2 | 157 | 05/05/05 | Salinas, Calif. | San Jose Earthquakes |
| Ofori, Curtis | D | | | | Harrison, N.J. | New York Red Bulls |
| Oregel, Sergio | M | 5-7 | 128 | 05/16/05 | Chicago, Ill. | Chicago Fire FC |
| Pinilla, Mateo | D | 5-11 | 129 | 02/22/05 | Pearland, Texas | Houston Dynamo |
| Ramirez, Anthony | M | 5-5 | 115 | 12/22/05 | Dallas, Texas | FC Dallas |
| Rosales, Diego | D | 5-9 | 145 | 11/01/05 | South Gate, Calif. | LAFC |
| Rouse, Damon | M | 5-4 | 131 | 07/20/05 | Albany, N.Y. | New York City FC |
| Salinas, Aaron | GK | 5-11 | 145 | 08/13/05 | Grand Prairie, Texas | FC Dallas |
| Stafford, Oliver | D | 5-8 | 136 | 04/13/05 | Katonah, N.Y. | New York City FC |
| Tsakiras, Nikolas | M | 5-6 | 125 | 06/19/05 | Saratoga, Calif. | San Jose Earthquakes |
| Valencia, Felipe | F | 5-7 | 132 | 03/01/05 | Pembroke Pines, Fla. | Inter Miami CF |
| Vargas, Obed | M | 5-8 | 148 | 08/05/05 | Anchorage, Alaska | Seattle Sounders FC |
| Vazquez, Marcus | F | 5-4 | 116 | 03/12/05 | Goleta, Calif. | Real Salt Lake |
| Willcot, Robert | F | 5-7 | 146 | 02/23/05 | Victorville, Calif. | LAFC |

U.S. UNDER-15 BOYS' NATIONAL TEAM

2021 Age Eligibility: Jan. 1, 2006

The U.S. U-15 Boys' National Team serves as a developmental and identification squad for potential future national team players. Based on recent results at older YNT age groups as well as the full Men's National Team, the U-15 program is doing exactly that as numerous players have been able to move on and succeed at the next level.

Head coach Gonzalo Segares was appointed to lead the squad in early 2020. The program is used to identify potential talent and prepare players for future involvement in international soccer. The players are introduced to a culture and style of play consistent throughout all of the U.S. Youth National Teams. The U-15 BNT also addresses the importance of character development in areas like attitude, discipline, and commitment.

With the launch of the YNT U-14 TID program in 2018, the U-15 and U-16 BNT cycles each last for only one year.

USMNT


MNT HISTORY

WORLD CUP HISTORY

PROGRAMS

COMPETITIONS

U.S. HISTORY & INFO



GONZALO SEGARES

Head Coach: U.S. Under-15 Boys' National Team

Born: Oct. 13, 1982

Hometown: San Jose, Costa Rica

Gonzalo Segares joined U.S. Soccer in January 2020 as head coach of the Under-15 Boys' National Team, bringing 18 years of experience as a player and coach in the United States.

Segares entered the youth coaching ranks immediately after his retirement as a player in 2014, joining the Federation in the midst of his fourth season with Chicago-area U.S. Soccer Development Academy club FC United, where he served as assistant academy director and head coach for the U-14 and U-16/17 squads.

Before assuming his position at FC United in 2016, Segares coached for the Fire Academy, leading the U-15/16 squad for the 2015-16 season as well as serving as an assistant for the Fire's U-14 and U-17/18 teams. He was on the sideline as an assistant when the Fire took home the 2015 U-17/18 Academy Championship and guided the U-15/16 squad to a fourth-place finish in 2016. Segares also spent three seasons as a volunteer assistant with DePaul University.

Segares holds a U.S. Soccer "A" Coaching License and also participated in the Elite Formation Coaching License, a partnership between the French Football Federation and Major League Soccer.

The defender made more than 250 appearances with the Fire in his 10-year career, helping the club to the Lamar Hunt U.S. Open Cup title in 2006. At the international level, he earned 19 caps with Costa Rica, bringing the Ticos to the brink of the 2009 Concacaf Gold Cup Final and qualification to the 2010 FIFA World Cup.

Chicago's Defender of the Year in 2007, Segares served as a stalwart on the Fire backline from 2005-09 and 2010-14. He spent spring 2010 with Apollon Limassol in the Cypriot First Division, helping the club to a cup championship and third-place league finish.

Segares was drafted in the third round of the 2005 MLS SuperDraft after a standout career at Virginia Commonwealth University. An All-American and finalist for the Hermann Trophy his senior year with the Rams, the Costa Rican was twice named Colonial Athletic Association Defensive Player of the Year. He earned all-conference honors during his sophomore, junior and senior seasons. Prior to his time in Richmond, Segares came up through the academy of Costa Rican powerhouse Saprissa.

The defender has also been very involved with the Chicago Fire Foundation, being recognized with the 2014 Modern Hispanic Gentleman award in Chicago for his charitable work with the community. Additionally, he has served as a spokesperson for Gift of Hope, an organ and tissue donor network.

YOUTH NATIONAL TEAMS U-14 TALENT IDENTIFICATION PROGRAM

With the objective to expand and improve the Men's Youth National Team player pool, U.S. Soccer launched the Youth National Teams Under-14 Talent Identification Program in 2019. This new scouting model functions as a collaboration between the U.S. Soccer Talent Identification department (TID) and the Youth National Teams Program.

Designed to discover and introduce a larger base of top talents at the U-14 age group into the scouting funnel of the older YNTs, a mini-camp format helps evaluate and inspire high-potential players while accelerating their development in an engaging and challenging environment.

The program starts with the in-market scouting process: players are observed in games and the top talents selected to attend YNT Identification Centers. Formerly known as Training Centers, Identification Centers are scheduled to be held in 25 key markets nationwide and will be overseen by U.S. Soccer TID Managers and YNT Network Scouts. These single-day sessions, hosted at local clubs or U.S. Soccer member organizations, gather more than 600 top talents each year in the U-14 and U-15 age groups. Depending on the number of top players identified in each market, YNT Identification Centers are held there two to three times each year in the fall, winter and spring.

Following the in-market scouting process, YNT U-14 TID Regional Mini-Camps bring together 80 of the best players from each of U.S. Soccer TID's three scouting regions – East, Central and West – for a three-game, round-robin competition. Overseen by the U-14 Boys' National Team Coach, the five-day camps feature four 20-player teams (one representing each scouting area) playing three games against each other.

After the Regional Mini-Camps, 60 players gather for a U-14 National Identification Camp over the summer. Roughly twenty players come from each region, but the roster may also include international-based players at this stage. Held for a full week in the vein of a traditional YNT training camp, the U-14 BNT head coach, all three boys' TID Managers and six U.S. Soccer Development Academy coaches will be on-hand to guide the camp.

The culmination of the new U-14 Identification Program comes in the fall, when 20 players compete in an international event as a U.S. National Team, giving the selected players the opportunity to represent their country in their first international games. From there, players will have the opportunity to advance to the U-15 BNT and continue to progress through the YNT program pathway.

In addition to expanding the YNT player pool at its early stages, the new scouting and identification structure changes programming for U-14 players by allowing them more time to absorb core principles of the YNT philosophy and accelerate their development. Each region's best talents will compete against each other in three additional meaningful games. Additionally, travel is minimized through the first stages of the program, helping minimize days away from home, school and club.

The new program also offers the opportunity to bolster U.S. Soccer's national network of scouts to further their education and development while also building its connection with clubs across the country. While the U-14 BNT coach and TID Managers will be on-hand at Regional Mini-Camps, the four sub-regional teams will be coached by scouts from U.S. Soccer's YNT Scouting Network and local Development Academy coaches from the same area.

In recent years, the United States' play at the Youth National Team level has confirmed its status as a top youth nation in Concacaf and in the world. In existence since 1997, the U.S. Under-14 National Development Program is a major reason for increasing quality and quantity of young players vying for sports in the U.S. Youth National Teams program.

Prior to the YNT U-14 TID program's launch this year, the Under-14 National Development program kicked off in Aug. 1997, with the knowledge that to compete with the elite countries on the international level, the U.S. would have to build a base of players from the youth level up. The U-14 program continues to introduce young players to a level of soccer they would not otherwise see at such a young age and allows the country's top youths the chance to experience soccer at its highest level.

USMNT


MNT HISTORY

WORLD CUP HISTORY

PROGRAMS

COMPETITIONS

U.S. HISTORY & INFO



TONY LEPORE

U.S. SOCCER DIRECTOR OF TALENT IDENTIFICATION

In March 2017, Lepore became the Director of U.S. Soccer Talent Identification Department, transitioning to the position after having been the Director of Scouting and serving as the technical lead for the U.S. Soccer Development Academy. Before joining U.S. Soccer full time as a Technical Advisor in 2006, Lepore was an Assistant Coach for six years with the U-14 and U-15 boys National Teams. As the Director of Talent Identification, Lepore oversees scouting for every U.S. Youth National Team on the Boys' and Men's side. The Madbury, N.H., native has been involved in youth soccer at all levels during his coaching career before joining U.S. Soccer.

U.S. SOCCER TALENT ID MANAGERS

U.S. Soccer Talent ID Managers work closely with clubs in their respective geographic areas, building a close connection with U.S. Soccer and the Youth National Teams program by managing the scouting process in their regions. Talent ID Managers are at the forefront of player identification programs, including U.S. including U.S. Soccer Youth National Team Talent Identification Centers, which are held nationwide throughout the year.

The group has decades of experience at the youth, professional, and international level and holds a major responsibility in assisting with the continued growth of youth soccer in the United States through both coaching and scouting.



CRIS DA SILVA

TALENT ID MANAGER - REGION: EAST

Prior to joining U.S. Soccer, Cris da Silva served as the head of scouting for Major League Soccer's New York Red Bulls. Da Silva made 37 appearances over the course of three Major League Soccer seasons with the New York/New Jersey MetroStars from 1996-98. He played collegiately at Southern Connecticut State University.



GARRETT BILLER

TALENT ID MANAGER - REGION: CENTRAL

Biller holds a United States Soccer Federation "A" coaching license along with a National Soccer Coaches Association of America Advanced National Diploma and Youth Diploma. He played at NCAA Division III Simpson College before embarking on a long coaching career with stops as an assistant at Wayne State, Hastings College and Northern Illinois University. Additionally, he has previously worked as a U.S. Soccer talent identification scout.



USMNT

MNT HISTORY

WORLD CUP HISTORY

PROGRAMS

COMPETITIONS

U.S. HISTORY & INFO

U.S. Soccer YNT Identification Center Program

YNT Identification Centers are one of the main tactics of Talent Identification. YNT ID Centers are no-cost identification opportunities for U.S. Soccer Talent Identification Managers to evaluate and monitor top talents. U.S. Soccer, in conjunction with local clubs, hosts approximately 100 sessions each year in 25 key markets throughout the country. These invite-only training sessions provide opportunities for scout development, education and mentoring, and help strengthen connection and collaboration between U.S. Soccer, clubs and their constituents in local markets. Talent Identification Managers assess the top players from different clubs and markets in different combinations, cross-referencing talent across the nation. Each YNT ID Center is conducted with a particular focus to ensure U.S. Soccer staff sees the widest variety of talent in different contexts. Over 5,000 boys and girls aged 12-16 attended U.S. Soccer YNT Identification Centers in 2017-18.

PURPOSE

- U.S. Soccer YNT Identification Centers are free, single-day player identification opportunities for local players with the most potential to train under the direction of U.S. Soccer Talent Identification Managers
- U.S. Soccer Talent Identification Managers run YNT ID Centers to identify and compare the top talents and high-potential players nationwide for Youth National Team recognition

PLAYER POOL

- Gender: Boys and Girls
- Ages: 12 to 16 years old
- Each U.S. Soccer YNT ID Center will feature a specific gender and age group
- Elite players from any team, club or organization are eligible to attend at no cost to the player upon invitation

PLAYER SELECTION

- Players are discovered through three main pathways:
 - Coach or Club Director Recommendation
 - Scouting by U.S. Soccer at game or event
 - Talent Identification Manager Selection

FACILITIES

- Local youth clubs, professional clubs, leagues or state associations provide the facility
- Training Centers are held in both indoor and outdoor venues depending on the time and place

TRAINING

- U.S. Soccer Talent ID staff runs the events with the assistance of host site staff. U.S. Soccer staff may include Talent ID Managers, scouts, Youth National Team coaches and local club coaches
- Athletic trainers are present at every YNT ID Center

COACH ATTENDANCE

- Youth and college coaches are welcome to attend and observe YNT ID Centers to further their own development

PARENTS/VISITORS

- Like Youth National Team training environments, attendance by parents and non-coach spectators is not permitted unless otherwise specified

U.S. BEACH SOCCER NATIONAL TEAM

Major Competition: FIFA Beach Soccer World Cup (2021, biennial)

BEACH SOCCER HISTORY

Born on the beaches in Rio de Janeiro, Brazil, beach soccer has long been played informally on sandy shorelines around the world. Despite its South American roots, the game was codified in 1992 by a group in Los Angeles and one year later the first professional beach soccer competition was held at Miami Beach with the USA hosting Brazil, Argentina and Italy.

In 1994, the first World Championship was held for beach soccer in Rio de Janeiro, and the U.S. team had modest success with a second-place finish in 1995 and a third-place finish in 1997. FIFA recognized beach soccer beginning in 2005, and has staged four FIFA Beach Soccer World Cups. The first three tournaments were staged on the beaches of Rio in Brazil. In 2008, the tournament moved to Marseille, France, with the 2009 edition gracing the beaches of Dubai, United Arab Emirates. After 2009, the tournament became a biennial event, with the 2011 FIFA Beach Soccer World Cup taking place in Rome, Italy.

In 2005, qualifying for the Beach Soccer World Cup for the U.S. was a combined tournament with North and South America. Since then, CONCACAF has hosted its own Beach Soccer Qualifying Tournament, with the U.S. winning both the 2006 and 2007 editions before dropping two of the team's three matches in 2008 and failing to qualify for the 2008 FIFA Beach Soccer World Cup.

The U.S. kicked off 2013 by winning the CONCACAF Beach Soccer Championship in Nassau, the Bahamas, with a 5-4 overtime victory against El Salvador. The team qualified for the 2013 FIFA Beach Soccer World Cup by virtue of a 4-2 victory against Costa Rica in the semifinals.

At the 2013 FIFA Beach Soccer World Cup, the U.S. was drawn into Group A with Spain, host Tahiti and the United Arab Emirates. Despite a 6-4 victory against UAE in the final group game, the U.S. finished in third place and did not advance to the knockout rounds. The tournament started with a 5-4 loss to Spain, followed by a 5-3 loss in extra time to Tahiti that eliminated the team from the knockout rounds.

The U.S. team's attempt to qualify for the 2015 FIFA Beach Soccer World Cup began well, as the U.S. navigated through its group and past Jamaica in the Quarterfinal Round. The U.S. fell 4-3 to Mexico in a tight Semifinal affair and fell 5-2 to hosts El Salvador in the Third-Place match, failing to qualify for the final tournament in Portugal.

In 2017, the USA put on a valiant attempt to qualify for the 2017 FIFA Beach Soccer World Cup at the 2017 CONCACAF Beach Soccer Championship. The U.S. rolled past its group stage opponents, winning all three matches, but fell to Panama 6-4 in a tough Quarterfinal. The USA then defeated Jamaica and tournament hosts Bahamas to take fifth place in the CONCACAF tournament, thus failing to qualify for the Beach Soccer World Cup set to take place in Bahamas later in the year.

The USA returned to the world stage in 2019, qualifying for the World Cup in thrilling fashion. After emerging from the group stage with all nine points, including a hard-fought 3-2 win against Bahamas, the U.S. downed Guadeloupe 5-1 in the quarterfinals. With a World Cup berth in the balance, El Salvador awaited in the semifinals. Despite never leading in regulation, a goal off a throw-in with just over a minute remaining tied things late. The match proceeded to penalties, and the USA sunk all five attempts to punch its ticket to Paraguay for the World Cup.

BASIC LAWS OF THE GAME

Beach Soccer is played on a field that is approximately 36 meters long and 27 meters wide. The game is played on sand that is a minimum of 40 centimeters deep and players must be barefoot. Five players, including a goalkeeper, are on the field at one time and play three 12-minute periods.

There are up to seven substitutes on the bench, and like futsal, there are unlimited substitutions. In instances where games cannot end in ties, the winner is decided by a three-minute overtime and then kicks from the penalty spot, which is an imaginary mark on an imaginary penalty area line nine meters from the goal.

Other rules include:

- After a ball goes out of bounds, it can be thrown or kicked back in play.
- Goalkeepers can pick up the first back pass from a teammate per possession.
- Players taking a free kick can make a small mound of sand to place the ball on.

ALL-TIME U.S. BEACH SOCCER WORLD CUP RESULTS**2019 FIFA Beach Soccer World Cup**

| Date | Opponent | Result | U.S. Goal Scorers |
|---------|-------------|--------|---|
| Nov. 21 | Switzerland | 6-8 L | Leopoldo, Perera (2), Reyes (2), Santos |
| Nov. 23 | Japan | 3-4 L | Canale (2), Toth |
| Nov. 26 | Paraguay | 1-5 L | Leopoldo |

2013 FIFA Beach Soccer World Cup

| Date | Opponent | Result | U.S. Goal Scorers |
|----------|----------------------|------------|---|
| Sept. 19 | Spain | 4-5 L | Futagaki, Perera, A. Chimienti, Valentine |
| Sept. 21 | Tahiti | 3-5 L (OT) | Own Goal, A. Chimienti, Perera |
| Sept. 23 | United Arab Emirates | 6-4 W | Perera (3), Canale (2), Leopoldo |

2007 FIFA Beach Soccer World Cup

| Date | Opponent | Result | U.S. Goal Scorers |
|--------|----------|------------|---|
| Nov. 2 | Spain | 4-8 L | Xexeo, Ibsen, Albuquerque, A. Chimienti |
| Nov. 4 | Iran | 7-6 W | Nolz (2), A. Chimienti (2), Morales, Astorga, Ibsen |
| Nov. 6 | Portugal | 5-6 L (OT) | Astorga (2), Nolz, A. Chimienti, Albuquerque |

2006 FIFA Beach Soccer World Cup

| Date | Opponent | Result | U.S. Goal Scorers |
|--------|----------|--------|---|
| Nov. 3 | Japan | 4-8 L | Xexeo, Farberoff, Morales, M. Chimienti |
| Nov. 5 | Poland | 4-2 W | A. Chimienti (2), Taguinod, Astorga |
| Nov. 7 | Brazil | 6-10 L | Xexeo (3), Astorga (2), Taguinod |

2005 FIFA Beach Soccer World Cup

| Date | Opponent | Result | U.S. Goal Scorers |
|--------|----------|--------|---------------------------|
| May 9 | Japan | 2-3 L | Cazassus, Testa |
| May 10 | Portugal | 3-9 L | Braga, Astorga, Farberoff |

U.S. FUTSAL NATIONAL TEAM

Head Coach: Dusan Jakica
Major Competition: 2020 FIFA Futsal World Cup

FUTSAL HISTORY

Futsal is a sport that is derived from soccer and played with five-man teams on a basketball-style court, with no walls and a smaller, low-bouncing ball. It is unlike the sport of indoor soccer, which is played with six-man squads and walls on turf. Great soccer superstars such as Pele, Zico, and Ronaldo grew up playing futsal and credit the game with developing their skills.

The first FIFA Futsal World Cup was held in the Netherlands in 1989. In 1992 the U.S. Futsal Team set the mark for highest finish for a U.S. male National Team at a FIFA competition, with a second-place finish behind legendary indoor goalkeeper Victor Nogueira and stars from the Indoor leagues like Ted Eck, Jim Gabarra and Dale Ervine. The 1992 Team also included Jeff Agoos and Fernando Clavijo, who later appeared in World Cups for the full Men’s National Team.

MISL and other U.S. indoor soccer leagues have been providing the Futsal Team with its player pool since the first games played in 1986. Former U.S. head coach Keith Tozer, an indoor coaching legend in his own right, was part of the inaugural team.

Futsal has experienced a massive growth in popularity and in 2008, the World Cup was expanded to 20 teams for the first time. Once seen as an amateur sport that players would use to hone their skills before transitioning to the outdoor game, many of the participating nations in the World Cup now sport their own professional futsal leagues and play dozens of full internationals a year. In 2014, futsal was implemented into Development Academy programming.

FUTSAL RELAUNCH

U.S. Futsal National Team head coach Dusan Jakica was hired in fall 2019 and is tasked with preparing the team for the rescheduled 2021 Concacaf Futsal Championship, set to be held in Guatemala, where the USA will attempt to qualify for its first FIFA Futsal World Cup since 2008.

Jakica hit the ground running with a number of talent identification camps and will lead the Futsal NT in a number of friendly matches and training camps ahead of World Cup qualifying.

All-Time Futsal Coaching History

| Year | Coach | W-L-T | Pct. |
|-----------------------|---------------|-----------------|-------------|
| 1986-1996 | John Kowalski | 19-19-5 | .500 |
| 1996-2016 | Keith Tozer | 33-50-15 | .413 |
| 21-Year Totals | | 52-69-20 | .369 |

John Kowalski

| Year | GP | W | L | T | Pct. |
|----------------------|-----------|-----------|-----------|----------|-------------|
| 1986 | 5 | 2 | 3 | 0 | .400 |
| 1987 | 9 | 4 | 4 | 1 | .500 |
| 1989 | 8 | 6 | 1 | 1 | .813 |
| 1992 | 10 | 5 | 3 | 2 | .600 |
| 1995 | 4 | 1 | 3 | 0 | .250 |
| 1996 | 7 | 1 | 5 | 1 | .214 |
| 6-year totals | 43 | 19 | 19 | 5 | .500 |

Keith Tozer

| Year | GP | W | L | T | Pct. |
|-----------------------|-----------|-----------|-----------|-----------|-------------|
| 1996 | 4 | 3 | 1 | 0 | .750 |
| 1998 | 7 | 2 | 4 | 1 | .357 |
| 1999 | 2 | 1 | 0 | 1 | .750 |
| 2000 | 5 | 4 | 1 | 0 | .800 |
| 2002 | 4 | 2 | 1 | 1 | .625 |
| 2003 | 3 | 2 | 1 | 0 | .667 |
| 2004 | 17 | 7 | 6 | 4 | .529 |
| 2007 | 9 | 2 | 5 | 2 | .333 |
| 2008 | 11 | 4 | 5 | 2 | .455 |
| 2011 | 6 | 0 | 6 | 0 | .000 |
| 2012 | 3 | 1 | 2 | 0 | .333 |
| 2013 | 3 | 3 | 0 | 0 | 1.000 |
| 2014 | 9 | 2 | 5 | 2 | .333 |
| 2015 | 3 | 0 | 3 | 0 | .000 |
| 2016 | 12 | 0 | 10 | 2 | .083 |
| 15-year totals | 98 | 33 | 50 | 15 | .413 |



DUSAN JAKICA

Head Coach: U.S. Futsal National Team

Born: Sept. 15, 1972

Hometown: Eden Prairie, Minn.

Dusan Jakica joined U.S. Soccer in Sept. 2019 as head coach of the Futsal National Team.

Jakica brings a wealth of experience in the sport. He enjoyed a successful 15-year coaching career at the international, collegiate and youth levels and played for 12 years prior to joining the Federation.

A native of Serbia, Jakica spent six years as an assistant coach with the Serbia Futsal National Team and also led the University Team of Serbia at the 2014 EU Games. Holder of a UEFA B Pro License for Futsal, Jakica currently serves as a head coach with the Minnesota Thunder Academy and as a scout for the Minnesota United FC Academy.

With Serbia Futsal, Jakica primarily worked to develop young players for the highest level. As the head coach of the University of Novi Sad Men's Futsal Team from 2007-2015, Jakica led the squad to top three finishes at the Serbia University Futsal National Championships in eight of his nine years at the helm, including three national titles.

At the high school level, Jakica won numerous city and provincial titles, as well as guiding the High School of Mechanical Engineering, Novi Sad to a national championship in 2006 after a competition that involved more than 500 Serbian high schools. In 2014, he led the High School of Electrical Engineering, Novi Sad to a runner-up finish in the same tournament.

Jakica holds a FIFA Futsal Coaching Certificate, UEFA B and C licenses and a national license in Serbia. Fluent in English, Bosnian, Croatian, German, Serbian and Russian, Jakica also played professional soccer for 16 years in the former Yugoslavia.

U.S. FUTSAL ALL-TIME LEADERS

APPEARANCES

| Player | Caps | Era |
|--------------------|------|-----------|
| Bowers, Sean | 35 | 1996-2004 |
| Gabarra, Jim | 30 | 1986-1996 |
| Tschantret, Lee | 30 | 1998-2007 |
| Morris, Pat | 29 | 2002-2008 |
| Stewart, Matt | 28 | 2007-2012 |
| Beasley, Jamar | 25 | 2004-2008 |
| Ball, John | 25 | 1999-2007 |
| Windischmann, Mike | 24 | 1986-1992 |

GOALKEEPERS

| Player | Caps | Record | Era |
|------------------|------|--------|-----------|
| Phillips, Brett | 20 | 5-10-5 | 1995-2007 |
| Lachowecki, A.J. | 18 | 10-6-2 | 1986-1989 |
| Nogueira, Victor | 16 | 8-5-3 | 1992-2000 |
| Orf, Otto | 10 | 9-0-0 | 1996-2003 |
| Petras, Doug | 9 | 0-4-0 | 1996-1998 |
| Waltman, Daniel* | 8 | 3-5-0 | 2011-2013 |

GOALS

| Player | Goals | Caps | Era |
|----------------|-------|------|-----------|
| Gabarra, Jim | 17 | 30 | 1986-1996 |
| Morris, Pat | 13 | 29 | 2002-2008 |
| Stewart, Matt | 12 | 28 | 2007-2012 |
| Ervine, Dale | 11 | 9 | 1992 |
| Chiles, Kraig* | 11 | 12 | 2011-2013 |
| Eck, Ted | 10 | 16 | 1992-2002 |
| Brose, Dennis | 9 | 13 | 1996-1999 |
| Moser, Mark | 9 | 11 | 1996-1998 |
| Torres, Johnny | 9 | 13 | 1999-2004 |
| Wade, Wes | 9 | 13 | 1996-2000 |

* 2014-15 stats not included

U.S. FUTSAL NATIONAL TEAM ALL-TIME INTERNATIONAL RESULTS

+ FIFA Indoor Tournament ++ Pan American Games
 * FIFA Futsal World Cup Qualifying ** FIFA Futsal World Cup

2016

| Date | Opponent | Result | U.S. Goal Scorers | Location | Attendance |
|----------|------------|--------|--------------------------------|-------------------------|------------|
| May 5 | Canada* | 3-5 L | Dos Santos, Harris, Mattos | San Jose, Costa Rica | — |
| May 4 | Canada* | 4-4 T | Tayou, Healey, Santana, Mattos | San Jose, Costa Rica | — |
| March 25 | Argentina | 4-7 L | Tavernese, Bond (2), Mattos | Buenos Aires, Argentina | — |
| March 24 | Argentina | 1-3 L | Bond | Buenos Aires, Argentina | — |
| Jan. 31 | Montenegro | 3-7 L | | Umag, Croatia | — |
| Jan. 30 | Montenegro | 1-1 T | | Umag, Croatia | — |
| Jan. 27 | Slovenia | 0-14 L | | Koper, Slovenia | — |
| Jan. 26 | Croatia | 1-11 L | | Umag, Croatia | — |
| Jan. 25 | Slovenia | 1-8 L | | Umag, Croatia | — |
| Jan. 24 | Croatia | 2-8 L | | Umag, Croatia | — |

2015

| Date | Opponent | Result | U.S. Goal Scorers | Location | Attendance |
|--------|------------|--------|-------------------|----------------------|------------|
| Nov. 6 | Panama | 3-4 L | — | San Jose, Costa Rica | — |
| Nov. 7 | Venezuela | 2-4 L | — | San Jose, Costa Rica | — |
| Nov. 8 | Costa Rica | 2-6 L | — | San Jose, Costa Rica | — |

2014

| Date | Opponent | Result | U.S. Goal Scorers | Location | Attendance |
|---------|-----------|--------|---|--------------------------|------------|
| June 5 | Qatar | 5-1 W | — | Newcastle, England | — |
| June 6 | Cyprus | 1-1 T | — | Newcastle, England | — |
| June 8 | England | 1-1 T | — | Newcastle, England | — |
| June 12 | France | 3-5 L | Stauffer, Surprise, Perez | Milwaukee, Wis. | — |
| June 14 | France | 5-2 W | Radoncic, Surprise, Harris, Gibson, Santana | Milwaukee, Wis. | — |
| Aug. 26 | Argentina | 0-6 L | — | Buenos Aires, Argentina | — |
| Aug. 27 | Argentina | 0-2 L | — | Buenos Aires, Argentina | — |
| Aug. 29 | Argentina | 1-5 L | — | Mar del Plata, Argentina | — |
| Aug. 30 | Argentina | 3-5 L | — | | — |

2013

| Date | Opponent | Result | U.S. Goal Scorers | Location | Attendance |
|--------|----------|--------|------------------------------------|--------------------|------------|
| June 6 | England | 2-1 W | Chiles | Newcastle, England | — |
| June 7 | Malaysia | 8-1 W | Millwood (5), Stauffer, Chiles (2) | Newcastle, England | — |
| June 9 | Poland | 4-2 W | Stauffer (2), Chiles, Healey | Newcastle, England | — |

USMNT

MNT HISTORY

WORLD CUP HISTORY

PROGRAMS

COMPETITIONS

U.S. HISTORY & INFO

2012

| Date | Opponent | Result | U.S. Goal Scorers | Location | Attendance |
|--------|------------|--------|-----------------------|---------------------------|------------|
| July 2 | Panama* | 2-5 L | Perez, Chiles | Guatemala City, Guatemala | 2,510 |
| July 3 | Canada* | 3-2 W | Healey, Perez, Chiles | Guatemala City, Guatemala | 3,810 |
| July 4 | Guatemala* | 1-2 L | Stewart | Guatemala City, Guatemala | 6,046 |

2011

| Date | Opponent | Result | U.S. Goal Scorers | Location | Attendance |
|---------|-------------|--------|---------------------------------------|----------------|------------|
| Oct. 16 | Uruguay | 0-7 L | - | Manaus, Brazil | 500 |
| Oct. 17 | Iran | 0-8 L | - | Manaus, Brazil | 850 |
| Oct. 18 | Belgium | 7-10 L | Chiles (4), Stewart, Hughes, Stauffer | Manaus, Brazil | 600 |
| Oct. 20 | Netherlands | 2-5 L | Stewart, Hughes | Manaus, Brazil | 450 |
| Oct. 21 | Belgium | 1-4 L | Pinto | Manaus, Brazil | 525 |
| Oct. 22 | Costa Rica | 0-1 L | - | Manaus, Brazil | 750 |

2008

| Date | Opponent | Result | U.S. Goal Scorers | Location | Attendance |
|----------|--------------|--------|--|---------------------------|------------|
| June 3 | Haiti * | 5-3 W | Beasley, Cabral, Farias, Naumoski, Stewart | Guatemala City, Guatemala | — |
| June 4 | Panama * | 1-1 T | Naumoski | Guatemala City, Guatemala | — |
| June 5 | Costa Rica * | 6-2 W | Beasley, Cabral, DeGeer, Morris, Naumoski, Stewart | Guatemala City, Guatemala | — |
| June 7 | Guatemala * | 0-4 L | - | Guatemala City, Guatemala | 7,000 |
| June 8 | Panama * | 7-1 W | Beasley, Morris (2), Rosenband, Stewart (3) | Guatemala City, Guatemala | — |
| Sept. 12 | Japan | 4-4 T | Apple, Farias, Morris, Stewart | Milwaukee, Wis. | 250 |
| Sept. 14 | Japan | 2-1 W | Beasley (2) | Milwaukee, Wis. | 300 |
| Sept. 30 | Paraguay** | 0-5 L | - | Rio de Janeiro, Brazil | 4,012 |
| Oct. 2 | Italy** | 1-6 L | Rosenband | Rio de Janeiro, Brazil | 3,271 |
| Oct. 4 | Thailand** | 3-5 L | Apple, Cabral, Morris | Rio de Janeiro, Brazil | 3,908 |
| Oct. 6 | Portugal** | 1-8 L | Naumoski | Rio de Janeiro, Brazil | 3,908 |

2007

| Date | Opponent | Result | U.S. Goal Scorers | Location | Attendance |
|---------|---------------|--------------------|---|------------------------|------------|
| May 24 | Brazil | 0-4 L | - | Jaragua do Sul, Brazil | — |
| May 27 | Brazil | 0-7 L | - | Brasque, Brazil | — |
| June 13 | Spain | 0-6 L | - | Cordoba, Spain | — |
| June 15 | Spain | 1-8 L | Hammes | Jaen, Spain | — |
| July 23 | Argentina ++ | 2-5 L | Beasley, Hammes | Rio de Janeiro, Brazil | — |
| July 24 | Ecuador ++ | 3-3 T | D'Ambra, Stewart, Cabral | Rio de Janeiro, Brazil | — |
| July 25 | Costa Rica ++ | 6-5 W | Morris, Stewart (2), Hammes, Cabral (2) | Rio de Janeiro, Brazil | — |
| July 27 | Guatemala ++ | 4-3 W | Tr. Dusosky, Morris (2), D'Ambra | Rio de Janeiro, Brazil | — |
| July 28 | Cuba ++ | 2-2 T (5-4 PKs) | Ball, Tr. Dusosky | Rio de Janeiro, Brazil | — |

2004

| Date | Opponent | Result | U.S. Goal Scorers | Location | Attendance |
|----------|--------------|--------|--|-------------------------|------------|
| May 18 | Honduras* | 5-1 W | Edgerton, Torres, Howes, Shanker, Kelly | Milwaukee, Wis. | 217 |
| May 20 | Honduras* | 2-0 W | Edgerton, Own goal | Milwaukee, Wis. | 203 |
| July 9 | Mexico | 3-1 W | Ball, Soell, Gilpatrick | Anaheim, Calif. | — |
| July 10 | Mexico | 3-3 T | White, Shanker, Guastafarro | Anaheim, Calif. | — |
| July 24 | Panama* | 2-2 T | Howes, Shanker | Heredia, Costa Rica | 103 |
| July 26 | Guyana* | 6-0 W | To. Dusosky (2), White (2), Shanker, Guastafarro | Heredia, Costa Rica | 45 |
| July 28 | Cuba* | 1-1 T | Guastafarro | Heredia, Costa Rica | 71 |
| July 30 | Costa Rica* | 4-0 W | Guastafarro, Howes (2), Shanker | Heredia, Costa Rica | 2,741 |
| July 31 | Cuba* | 2-0 W | Howes, D'Ambra | Heredia, Costa Rica | 175 |
| Sept. 17 | Brazil | 3-7 L | Tanzini, Torres (2) | Campo Grande, Brazil | — |
| Sept. 18 | Brazil | 2-9 L | Ball, To. Dusosky | Campo Grande, Brazil | — |
| Nov. 21 | Italy ** | 3-6 L | Dusosky, Morris, Torres | Tao Yuan County, Taiwan | 500 |
| Nov. 23 | Paraguay ** | 3-1 W | Torres, Tschantret, White | Tao Yuan County, Taiwan | 500 |
| Nov. 25 | Japan ** | 1-1 T | Guastafarro | Tao Yuan County, Taiwan | 500 |
| Nov. 28 | Argentina ** | 1-2 L | Torres | Taipei City, Taiwan | 1,900 |
| Nov. 29 | Ukraine ** | 1-3 L | Torres | Taipei City, Taiwan | 1,900 |
| Dec. 1 | Brazil ** | 5-8 L | Ball, Beasley (2), Butcher, White | Taipei City, Taiwan | 1,900 |

U.S. FUTSAL NATIONAL TEAM



USMNT

MNT HISTORY

WORLD CUP HISTORY

PROGRAMS

COMPETITIONS

U.S. HISTORY & INFO

2003

| Date | Opponent | Result | U.S. Goal Scorers | Location | Attendance |
|--------|-----------|--------|---|-----------------|------------|
| Dec. 5 | Canada | 5-3 W | Butcher, Shanker (2), Morris, D'Ambra | Anaheim, Calif. | 250 |
| Dec. 6 | Guatemala | 0-1 L | - | Anaheim, Calif. | 325 |
| Dec. 7 | Mexico | 7-0 W | D'Ambra (3), Sloan, Lilavois, Morris, Butcher | Anaheim, Calif. | 325 |

2002

| Date | Opponent | Result | U.S. Goal Scorers | Location | Attendance |
|----------|----------|--------|--|------------------|------------|
| March 20 | Canada | 10-0 W | Lilavois (3), White (3), Bernal, Butcher, Morman, Thomas | Baltimore, Md. | 250 |
| March 21 | Mexico | 1-1 T | Gilpatrick | Washington, D.C. | 405 |
| Aug. 24 | Brazil | 1-9 L | White | Milwaukee, Wis. | 1,507 |
| Aug. 25 | Mexico | 7-4 W | Loftin (2), Morris (2), Namazi(2), Butcher | Milwaukee, Wis. | 1,237 |

2000

| Date | Opponent | Result | U.S. Goal Scorers | Location | Attendance |
|---------|------------------|--------|--|---------------------|------------|
| July 21 | Puerto Rico * | 5-0 W | Davis (2), Bowers, Loftin, Lilavois | Heredia, Costa Rica | 450 |
| July 23 | Neth. Antilles * | 7-0 W | Davis (2), Tschantret (2), Bowers, Suarez, Tirschman | Heredia, Costa Rica | 550 |
| July 25 | Mexico * | 3-2 W | Tirschman, Tschantret, Bowers | Heredia, Costa Rica | 380 |
| July 27 | Cuba * | 2-4 L | Tirschman, Wade | Heredia, Costa Rica | 2,500 |
| July 29 | Mexico * | 5-1 W | Loftin (3), Tschantret, Davis | Heredia, Costa Rica | 2,900 |

1999

| Date | Opponent | Result | U.S. Goal Scorers | Location | Attendance |
|--------|------------|--------|--------------------------------------|-----------|------------|
| Dec. 2 | Korea Rep. | 4-0 W | Eck (2), Brose, Tschantret | Singapore | 4,000 |
| Dec. 3 | Holland | 5-5 T | Eck (2), Dusosky, Tschantret, Torres | Singapore | 4,000 |

1998

| Date | Opponent | Result | U.S. Goal Scorers | Location | Attendance |
|---------|-----------|--------|---------------------------|------------------------|------------|
| Jan. 13 | Italy | 2-1 W | Bowers, Wade | Rio de Janeiro, Brazil | 1,000 |
| Jan. 14 | Argentina | 4-4 T | Wade (2), Troy, Julius | Rio de Janeiro, Brazil | 800 |
| Jan. 16 | Belgium | 5-4 W | Moser (3), Troy, McIntosh | Rio de Janeiro, Brazil | 1,200 |
| Jan. 17 | Brazil | 2-12 L | Donigan, Wade | Rio de Janeiro, Brazil | 2,400 |
| Oct. 15 | Belgium | 1-2 L | Troy | Rio de Janeiro, Brazil | 500 |
| Oct. 16 | Brazil | 1-8 L | Troy | Rio de Janeiro, Brazil | 2,300 |
| Oct. 17 | Holland | 1-6 L | Bowers | Rio de Janeiro, Brazil | 1,600 |

1996

| Date | Opponent | Result | U.S. Goal Scorers | Location | Attendance |
|---------|--------------|--------|---|------------------------|------------|
| Jan. 16 | Australia | 5-5 T | Smith (2), Snyder, Gabarra, Adair | Rio de Janeiro, Brazil | 2,000 |
| Jan. 17 | Paraguay | 3-9 L | Smith (2), Betts | Rio de Janeiro, Brazil | 1,000 |
| Jan. 18 | Argentina | 0-3 L | - | Rio de Janeiro, Brazil | 500 |
| Jan. 18 | Brazil | 1-4 L | Gabarra | Rio de Janeiro, Brazil | 1,200 |
| Sept. 1 | Costa Rica * | 4-1 W | Brose (2), Moser, Loftin | Guatemala City, Guat. | 500 |
| Sept. 3 | Cuba * | 3-5 L | McIntosh (2), Wade | Guatemala City, Guat. | 3,000 |
| Sept. 5 | Guatemala * | 7-3 W | Brose (3), Moser, Fernandez, Wade, Carbonara | Guatemala City, Guat. | 3,000 |
| Sept. 7 | Cuba * | 7-3 W | Carbonara (2), McIntosh (2), Wade (2), Moser | Guatemala City, Guat. | 3,000 |
| Nov. 24 | Uruguay ** | 0-1 L | - | Segovia, Spain | 2,100 |
| Nov. 26 | Italy ** | 2-4 L | Brose, Own goal | Segovia, Spain | 500 |
| Nov. 28 | Malaysia ** | 10-2 W | Moser (3), Brose (2), Hunjak (2), Parry, McIntosh, Own goal | Segovia, Spain | 500 |

1995

| Date | Opponent | Result | U.S. Goal Scorers | Location | Attendance |
|--------|-----------|--------|--|------------------------|------------|
| Feb. 1 | Australia | 7-4 W | Woodberry (3), Borja (2), Vermes, Troy | Rio de Janeiro, Brazil | 2,000 |
| Feb. 2 | Spain | 1-6 L | Eck | Rio de Janeiro, Brazil | 800 |
| Feb. 4 | Italy | 4-6 L | Kia (2), Michallik, Ortiz | Rio de Janeiro, Brazil | 2,000 |
| Feb. 9 | Spain | 2-9 L | Troy, Eck | Rio de Janeiro, Brazil | 1,000 |

1992

| Date | Opponent | Result | U.S. Goal Scorers | Location | Attendance |
|----------|--------------|--------|---|------------------|------------|
| Sept. 26 | Belgium | 2-4 L | Eichmann, Garvey | Antwerp, Belgium | 100 |
| Nov. 13 | Hong Kong | 6-0 W | Clavijo (2), Ervine (2), Gabarra, Eck | Hong Kong | 250 |
| Nov. 17 | Russia ** | 8-3 W | Agoos (2), Borja (2), Clavijo, Woodberry, Fernandez, Ervine | Hong Kong | 1,000 |
| Nov. 19 | Spain ** | 3-5 L | Gabarra, Ervine, Woodberry | Hong Kong | 3,500 |
| Nov. 21 | China PR ** | 7-1 W | Borja (3), Gabarra (2), Ervine, Eck | Hong Kong | 2,500 |
| Nov. 23 | Brazil ** | 2-2 T | Gabarra, Ervine | Hong Kong | 4,500 |
| Nov. 24 | Holland ** | 3-3 T | Fernandez (2), Eck | Hong Kong | 500 |
| Nov. 25 | Argentina ** | 6-3 W | Ervine (2), Schmetzer (2), Fernandez, Gabarra | Hong Kong | 500 |
| Nov. 27 | Iran ** | 4-2 W | Ervine (3), Eck | Hong Kong | 5,500 |
| Nov. 28 | Brazil ** | 1-4 L | Borja | Hong Kong | 10,466 |

1989

| Date | Opponent | Result | U.S. Goal Scorers | Location | Attendance |
|---------|--------------|------------|--|------------------------|------------|
| Jan. 6 | Australia ** | 1-1 T | Eichmann | Amsterdam, Netherlands | 1,500 |
| Jan. 7 | Zimbabwe ** | 5-1 W | Vermes (2), Murray, Windischmann, Ramos | Arnhem, Netherlands | 500 |
| Jan. 8 | Italy ** | 4-1 W | Gabarra (2), Lachowecki, Goulet | Arnhem, Netherlands | 4,000 |
| Jan. 10 | Argentina ** | 3-1 W | Vermes, Ramos, Vee | Arnhem, Netherlands | 2,000 |
| Jan. 11 | Paraguay ** | 2-0 W | Vermes, Gabarra | Arnhem, Netherlands | 1,700 |
| Jan. 12 | Brazil ** | 5-3 W | Lawson, Ramos, Gabarra, Goulet, Eichmann | Rotterdam, Netherlands | 1,000 |
| Jan. 14 | Holland ** | 1-2 L | Gabarra | Rotterdam, Netherlands | 2,500 |
| Jan. 15 | Belgium ** | 3-2 W (ot) | Vermes (2), Windischmann | Rotterdam, Netherlands | 3,000 |

1987

| Date | Opponent | Result | U.S. Goal Scorers | Location | Attendance |
|----------|------------|--------|---|------------------|------------|
| Feb. 9 | Belgium + | 1-1 T | Savic | La Coruña, Spain | 3,500 |
| Feb. 10 | Spain + | 2-3 L | Savic (2) | La Coruña, Spain | 5,000 |
| Feb. 11 | Portugal + | 3-4 L | Silvas, Gabarra, Savic | La Coruña, Spain | 3,000 |
| Feb. 12 | Italy + | 5-3 W | Gabarra (2), Goulet (2), Hellenkamp | La Coruña, Spain | 3,000 |
| Sept. 13 | Spain + | 0-4 L | - | Brasilia, Brazil | 1,500 |
| Sept. 15 | Paraguay + | 0-2 L | - | Brasilia, Brazil | 3,000 |
| Sept. 16 | Peru + | 4-1 W | Smith, Fall, Jefferies, Kramer | Brasilia, Brazil | 2,500 |
| Sept. 17 | Holland + | 3-2 W | Tyma, Hayes, Kramer | Brasilia, Brazil | 6,000 |
| Sept. 18 | Portugal + | 6-2 W | Jeffries (2), Hayes, Glenn, Kramer, Smith | Brasilia, Brazil | 1,000 |

1986

| Date | Opponent | Result | U.S. Goal Scorers | Location | Attendance |
|---------|-----------|--------|--|-------------------|------------|
| Nov. 18 | Holland + | 1-4 L | Eichmann | Budapest, Hungary | 2,000 |
| Nov. 19 | Italy + | 7-3 W | Hellenkamp (2), Windischmann (2), Savic, Gabarra, Laschoff | Budapest, Hungary | 1,800 |
| Nov. 19 | Brazil + | 4-5 L | Savic, Schlothauer, Tozer, Eichmann | Budapest, Hungary | 2,100 |
| Nov. 20 | Peru + | 4-2 W | Hellenkamp, Savic, Tozer, Eichmann | Budapest, Hungary | 2,000 |
| Nov. 20 | Spain + | 3-4 L | Eichmann, Gabarra, Tozer | Budapest, Hungary | 3,800 |

ALL-TIME U.S. FUTSAL PLAYER REGISTER

| Player | Caps | Goals | Era | Player | Caps | Goals | Era |
|---------------------|------|-------|-----------|----------------------|------|-------|-----------|
| Adair, Charles | 4 | 1 | 1996 | Johns, P.J. | 4 | 0 | 1992 |
| Agoos, Jeff | 10 | 2 | 1992 | Julius, Larry | 4 | 1 | 1998 |
| Apple, Mike | 10 | 2 | 2008 | Kafedic, Elvir | 4 | 0 | 2007 |
| Ball, John | 27 | 4 | 1999-2007 | Kelly, Danny | 7 | 1 | 2004 |
| Barber, Danny | 3 | 0 | 1998 | Klopas, Frank | 3 | 0 | 1996 |
| Beasley, Jamar | 25 | 7 | 2004-2008 | Koettters, Kevin | 2 | 0 | 1999 |
| Bernal, Steve | 2 | 1 | 2002 | Kramer, Art | 4 | 3 | 1987 |
| Betts, Jeff | 4 | 1 | 1996 | Lachowecki, A.J. | 18 | 1 | 1986-1989 |
| Black, Ralph | 3 | 0 | 1996 | Laschoff, Mike | 5 | 2 | 1986 |
| Borja, Hernan | 11 | 7 | 1992-1995 | Lawson, Doc | 8 | 1 | 1989 |
| Bowers, Sean | 35 | 5 | 1996-2004 | Lilavois, Bernie | 10 | 5 | 2000-2004 |
| Brauchehe, Chris | 5 | 0 | 1995 | Loftin, Brian | 14 | 7 | 1996-2002 |
| Brose, Dennis | 13 | 9 | 1996-1999 | Lookingland, Michael | 2 | 0 | 2007 |
| Brown, Ricky | 1 | 0 | 2002 | Macias, Casey | 4 | 0 | 2011 |
| Butcher, Steve | 10 | 5 | 2002-2004 | Mariel, Esteban | 6 | 0 | 2011 |
| Cabral, Denison | 16 | 6 | 2007-2008 | Mariel, Manuel | 6 | 0 | 2011 |
| Caligiuri, Paul | 4 | 0 | 1987 | Maxom, David | 7 | 0 | 1996-1998 |
| Carbonara, Glenn | 12 | 3 | 1996-2000 | McAlister, Curtis | 2 | 0 | 1995 |
| Cavalcante, Ricardo | 3 | 0 | 2013 | McGregor, Dana | 2 | 0 | 2007 |
| Celenza, Giuiano | 2 | 0 | 2004 | McIntosh, Franklin | 11 | 6 | 1996-1998 |
| Chiles, Kraig | 12 | 11 | 2011-2013 | Michallik, Janusz | 5 | 1 | 1995 |
| Clavijo, Fernando | 8 | 2 | 1992 | Miller, Doug | 3 | 0 | 2003 |
| D'Ambr, Don | 14 | 7 | 2003-2007 | Millwood, Machel | 6 | 5 | 2012-2013 |
| Daryl, Doran | 2 | 0 | 1999 | Morman, Chris | 3 | 1 | 2002-2004 |
| Davis, Jeff | 5 | 5 | 2000 | Morris, Pat | 29 | 13 | 2002-2008 |
| DeGeer, Dan | 6 | 1 | 2008 | Moser, Mark | 11 | 9 | 1996-1998 |
| DiMaria, Jeff | 3 | 0 | 2003 | Muñoz, Carlos | 2 | 0 | 2013 |
| DaSilva, Nino | 2 | 0 | 2004 | Murray, Bruce | 6 | 1 | 1989 |
| Donigan, Dan | 4 | 1 | 1998 | Myers, Pthah | 16 | 0 | 2007-2012 |
| Draguicevich, Oscar | 3 | 0 | 1996-1999 | Namazi, Omid | 5 | 2 | 2002-2003 |
| Ducker, Andrew | 2 | 0 | 2007 | Naumoski, Sandre | 16 | 4 | 2008-2013 |
| Dusosky, Todd | 17 | 5 | 1998-2004 | Neely, Doug | 4 | 0 | 1996 |
| Dusosky, Troy | 11 | 2 | 2002-2007 | Nichols, Aaron | 3 | 0 | 2013 |
| Eck, Ted | 16 | 10 | 1992-2002 | Nogueira, Victor | 16 | 0 | 1992-2000 |
| Edgerton, Lee | 2 | 2 | 2004 | O'Brien, Leighton | 1 | 0 | 2002 |
| Eichmann, Eric | 17 | 7 | 1986-1992 | Orf, Otto | 10 | 0 | 1996-2003 |
| Eise, David | 4 | 0 | 1996 | Ortiz, Jeremy | 6 | 0 | 2011 |
| Ervine, Dale | 9 | 11 | 1992 | Ortiz, Rene | 5 | 1 | 1995 |
| Fall, Mike | 4 | 1 | 1987 | Oster, Ryan | 3 | 0 | 2011 |
| Farias, Chile | 10 | 2 | 2008 | Pardo, Boris | 0 | 0 | 2012 |
| Fernandez, George | 20 | 5 | 1992-1996 | Parry, Jon | 4 | 1 | 1996-1998 |
| Finnerty, Bryan | 1 | 0 | 2004 | Payton, Devin | 1 | 0 | 2002 |
| Gabarra, Jim | 30 | 17 | 1986-1996 | Perera, Nicolas | 6 | 0 | 2011 |
| Garvey, John | 1 | 1 | 1992 | Perez, Bryan | 6 | 2 | 2012-2013 |
| Gilpatrick, Dewayne | 7 | 2 | 2003-2004 | Petras, Doug | 9 | 0 | 1996-1998 |
| Glenn, Rudy | 5 | 1 | 1987 | Pierce, Toni | 1 | 0 | 1987 |
| Goulet, Brent | 12 | 4 | 1987-1989 | Pinto, Henrique | 6 | 1 | 2011 |
| Green, Dan | 3 | 0 | 2002 | Radoncic, Bato | 7 | 0 | 2011-2013 |
| Gregor, Andrew | 4 | 0 | 2003-2007 | Radwanski, Eddie | 1 | 0 | 1992 |
| Guastafarro, Andy | 14 | 5 | 2004 | Ramos, Tab | 8 | 3 | 1989 |
| Hammes, Joe | 15 | 3 | 2007-2008 | Renfro, Grady | 6 | 0 | 2011 |
| Hattrup, Peter | 3 | 0 | 1998 | Richey, Jeff | 7 | 0 | 2007-2008 |
| Hatzke, Matt | 2 | 0 | 2008 | Rivillo, Angel | 4 | 0 | 2011-2012 |
| Hayes, Tom | 4 | 2 | 1987 | Robles, Alex | 6 | 0 | 2011 |
| Healey, Patrick | 6 | 2 | 2012-2013 | Rosenband, Andy | 10 | 2 | 2007-2008 |
| Hellenkamp, Chris | 13 | 5 | 1986-1987 | Rosenberg, Alec | 1 | 0 | 2002 |
| Hileman, Scott | 8 | 0 | 2002-2004 | Santana, Nelson | 6 | 0 | 2011-2013 |
| Howes, Greg | 13 | 5 | 2002-2004 | Savic, Zoran | 9 | 7 | 1986-1987 |
| Hughes, Jeff | 6 | 2 | 2011 | Schlothauer, Walt | 5 | 1 | 1986 |
| Hunjak, Goran | 6 | 2 | 1996-1998 | Schmetzer, Andy | 10 | 2 | 1992 |
| Jacobson, Andrew | 9 | 0 | 2003-2008 | Shanker, Joel | 17 | 7 | 2003-2004 |
| Jaurez, Freddy | 2 | 0 | 2007 | Silvas, Tom | 4 | 1 | 1987 |
| Jefferies, Mike | 4 | 3 | 1987 | Simpson, Mark | 1 | 0 | 1999 |

USMNT
MNT HISTORY
WORLD CUP HISTORY
PROGRAMS
COMPETITIONS
U.S. HISTORY & INFO

| Player | Caps | Goals | Era |
|--------------------|------|-------|-----------|
| Sloan, Kevin | 3 | 1 | 2003 |
| Smith, Peter | 9 | 6 | 1987-1996 |
| Snyder, Troy | 8 | 1 | 1987-1996 |
| Soell, Brian | 2 | 1 | 2004 |
| Sosa, John | 3 | 0 | 2013 |
| Stauffer, Lucas | 11 | 4 | 2011-2013 |
| Stewart, Matt | 28 | 12 | 2007-2012 |
| Suarez, Temoc | 7 | 1 | 1999-2000 |
| Susi, Aaron | 4 | 0 | 2007 |
| Swanner, Jamie | 2 | 0 | 1986-1987 |
| Tanzini, Matt | 8 | 1 | 2002-2004 |
| Ten Eyck, Kevin | 3 | 0 | 2011-2012 |
| Timbers, Josh | 8 | 0 | 2000-2004 |
| Tirschman, Matt | 5 | 3 | 2000 |
| Thomas, Mark | 6 | 1 | 1998-2002 |
| Torres, Johnny | 13 | 9 | 1999-2004 |
| Tovar, Enrique | 8 | 0 | 2007 |
| Tozer, Keith | 5 | 3 | 1986 |
| Trittschuch, Steve | 2 | 0 | 1989 |

| Player | Caps | Goals | Era |
|--------------------|------|-------|-----------|
| Troy, Rusty | 11 | 6 | 1995-1998 |
| Tschantret, Lee | 32 | 7 | 1998-2007 |
| Tyma, Tim | 4 | 1 | 1987 |
| Vanole, David | 2 | 0 | 1989 |
| Veese, Juli | 8 | 1 | 1989 |
| Vermes, Peter | 11 | 7 | 1989-1995 |
| Vorberg, Nick | 12 | 0 | 2004-2013 |
| Wade, Wes | 13 | 9 | 1996-2000 |
| Waltman, Daniel | 8 | 0 | 2011-2013 |
| White, Pat | 23 | 8 | 1996-2004 |
| Wiesner, Brett | 5 | 0 | 2008 |
| Windischmann, Mike | 24 | 4 | 1986-1992 |
| Woodberry, Terry | 8 | 5 | 1992-1995 |
| Zolgharnain, Kia | 5 | 2 | 1995 |

NOTE: Statistics do not include complete caps and scoring details from 2014 or matches vs. Spain on June 13 & June 15, 2007. The team did not have any programming in 2017 and 2018.

U.S. PARA 7-A-SIDE NATIONAL SOCCER TEAM

Head Coach: Stuart Sharp

About Para 7-A-Side Soccer

The U.S. Para 7-a-Side Soccer Team is an elite program that selects players from across the United States in preparation for international standard competition. The National Team, in addition to challenge matches and invitational tournaments, competes in World Championships, Copa Americas, the Para PanAmerican Games and more.

To be eligible for Para 7-a-side soccer, athletes must be ambulatory and have a diagnosis of non-progressive brain damage that is associated with motor control dysfunction such as Cerebral Palsy, traumatic brain injury or stroke. More information about eligibility and the classification of athletes is available at ifcpf.com.

Laws of the Game

Para 7-a-side soccer is a seven vs. seven game using the International Federation of Associated Football (FIFA) rules which have been slightly modified to accommodate the impairments of the players. The smaller field is 70 meters long and 50 meters wide with smaller goals which are five meters wide by two meters tall.

Some of the exceptions to FIFA rules include:

- No offside rule
- Under-arm throw-ins are permitted
- Defenders are required to be seven meters from the ball on restarts
- The game is 60 minutes long with two 30-minute halves





STUART SHARP

U.S. Para 7-a-Side National Team Head Coach

Born: July 2, 1978

Hometown: Old Kilpatrick, Scotland

Stuart Sharp has been at the helm of the U.S. Para 7-a-Side National Team since 2014. In his tenure with the U.S. PNT, Sharp has guided the team to a 33-33-7 record and a No. 4 world ranking – its highest of all-time – heading into 2021.

The team has achieved impressive finishes in major tournaments, most recently winning its first ParaPan American medal last summer with a third-place finish. Sharp led the squad to sixth at the 2019 IFCPF World Cup, the bronze medal at the 2018 IFCPF Copa America and a fifth-place finish at the 2017 IFCPF CP Football World Championships, marking the program's best finish at a world championship in the modern era of the sport. As a result, the group was recognized for its efforts by receiving the 2017 United Soccer Coaches Honorary All-America Award.

The squad also earned a seventh-place finish at the 2016 Paralympic Games, for which it qualified by a strong result at the 2015 IFCPF Football World Championships.

Sharp previously held the position of National Development Manager (Disability) for the Scottish Football Association in addition to being head coach of the Scottish National CP Team from 2005-11. Under his stewardship, the team climbed from 32nd in the world to hold a steady sixth-place ranking and earn a qualifying position for the 2008 and 2012 Paralympic Games. His work with the Scottish National CP Team saw him named Scottish Disability Sport National Coach of the Year in 2007, and the team was named the Scottish Sports Awards Team of the Year in 2008.

During his time with the Scottish FA, Sharp developed a player pathway for those with disabilities that included National Teams, regional squads, regional school leagues, a coaching education course and multiple clubs that serviced six different disability categories. He was also a key member of the successful Bid Team and Local Organizing Committee for the 2010 CPISRA European Championships.

In addition to his coaching credentials, Sharp serves as the Head of Technical Development and Chaired the World Coaches Technical Committee for the International Federation of Cerebral Palsy Football (formerly the Cerebral Palsy International Sport and Recreation Association), the world's soccer governing body for Para 7-a-side athletes. He has worked with IFCPF/CPISRA since 2007.

COMPETITIONS



217

FIFA WORLD CHAMPIONSHIPS

The Federation Internationale de Football Association (FIFA) currently conducts eight major outdoor soccer world championships played at the international level. Those tournaments are the FIFA World Cup, the FIFA Women's World Cup, the Men's Olympic Football Tournament, the Women's Olympic Football Tournament, the FIFA Under-20 World Cup, the FIFA Under-17 World Cup, the FIFA Under-20 Women's World Cup and the FIFA Under-17 Women's World Cup. Additionally, FIFA also conducts the Futsal World Cup every four years, and the Beach Soccer World Cup annually. A quick synopsis of these tournaments is listed below. More detail can be found on USA performances at each of these tournaments throughout the U.S. Men's National Team Media Guide and the U.S. Women's National Team Media Guide.

FIFA WORLD CUP

The FIFA World Cup has been played 21 times since the first competition in 1930 in Uruguay. The tournament has grown in stature over the years and has become not only the biggest sporting event in the world, but also simply the biggest event in the world every four years. Outside of the USA's third-place finish in the inaugural tournament, the team's quarterfinal run in 2002 is the team's best ever World Cup finish.

| Year | Location | Champion | Runner-up | Third place | Fourth place | Teams |
|------|---------------------|--------------|----------------|--------------|----------------|-------|
| 2026 | Canada, Mexico, USA | - | - | - | - | 48 |
| 2022 | Qatar | - | - | - | - | 32 |
| 2018 | Russia | France | Croatia | Belgium | England | 32 |
| 2014 | Brazil | Germany | Argentina | Netherlands | Brazil | 32 |
| 2010 | South Africa | Spain | Netherlands | Germany | Uruguay | 32 |
| 2006 | Germany | Italy | France | Germany | Portugal | 32 |
| 2002 | Korea/Japan | Brazil | Germany | Turkey | Korea Republic | 32 |
| 1998 | France | France | Brazil | Croatia | Holland | 32 |
| 1994 | USA | Brazil | Italy | Sweden | Bulgaria | 24 |
| 1990 | Italy | West Germany | Argentina | Italy | England | 24 |
| 1986 | Mexico | Argentina | West Germany | France | Belgium | 24 |
| 1982 | Spain | Italy | West Germany | Poland | France | 24 |
| 1978 | Argentina | Argentina | Holland | Brazil | Italy | 16 |
| 1974 | West Germany | West Germany | Holland | Poland | Brazil | 16 |
| 1970 | Mexico | Brazil | Italy | West Germany | Uruguay | 16 |
| 1966 | England | England | West Germany | Portugal | Soviet Union | 16 |
| 1962 | Chile | Brazil | Czechoslovakia | Chile | Yugoslavia | 16 |
| 1958 | Sweden | Brazil | Sweden | France | West Germany | 16 |
| 1954 | Switzerland | West Germany | Hungary | Austria | Uruguay | 16 |
| 1950 | Brazil | Uruguay | Brazil | Sweden | Spain | 13 |
| 1938 | France | Italy | Hungary | Brazil | Sweden | 15 |
| 1934 | Italy | Italy | Czechoslovakia | Germany | Austria | 16 |
| 1930 | Uruguay | Uruguay | Argentina | USA | Yugoslavia | 13 |

FIFA WOMEN'S WORLD CUP

The FIFA Women's World Cup has been contested on seven occasions with the USA earning three championships (China '91, USA '99, Canada '15), Germany two (USA '03 and China '07) and Norway (Sweden '95) and Japan (Germany '11) one each. The Women's World Cup returned to North America in 2015, with Canada hosting an expanded 24-team field after the previous four editions featured 16 nations. After falling to Japan on penalty kicks in the 2011 final, the U.S. navigated its way back to a rematch with the defending World Cup champions, earning a 5-2 victory on July 5 in Vancouver to become the first nation to capture three Women's World Cup championships. More detailed information on the Women's World Cup can be found in the U.S. Women's National Team media guide.

| Year | Location | Champion | Runner-up | Third place | Fourth place | Teams |
|------|-----------------------|----------|-------------|-------------|--------------|-------|
| 2023 | Australia/New Zealand | - | - | - | - | 32 |
| 2019 | France | USA | Netherlands | Sweden | England | 24 |
| 2015 | Canada | USA | Japan | England | Germany | 24 |
| 2011 | Germany | Japan | USA | Sweden | France | 16 |
| 2007 | China | Germany | Brazil | USA | Norway | 16 |
| 2003 | USA | Germany | Sweden | USA | Canada | 16 |
| 1999 | USA | USA | China | Brazil | Norway | 16 |
| 1995 | Sweden | Norway | Germany | USA | China | 12 |
| 1991 | China | USA | Norway | Sweden | Germany | 12 |

OLYMPIC FOOTBALL TOURNAMENTS

After competing as an exhibition sport at the 1900 and 1904 Olympic Games, soccer became the first team sport included in the Olympics with the first official tournament dating back to the 1908 London Games when the United Kingdom defeated Denmark to claim the gold medal. Since that time soccer has been part of every Olympic Games except the 1932 event in the United States.

On the women's side, the sport wasn't introduced to the Olympics until the 1996 competition in the United States. The U.S. claimed the inaugural gold medal in women's Olympic football by defeating China 2-1 on Aug. 1, 1996, in front of a capacity crowd of 76,481 fans in Athens, Georgia.

The growth of professional football after World War II meant that some of the best players were not eligible to compete in the Olympics. Nevertheless, the Olympic Tournament retained its vitality as the forum for the amateur game. In 1952, Hungary's great generation with players such as Grosics, Czibor, Puskas and Kocsis won the tournament in Helsinki. After that, and until Los Angeles in 1984, all the Olympic titles went to Eastern Europe, a span of eight straight tournaments.

When the Olympics moved into their modern era, FIFA was obliged to reconsider its position for the Barcelona 1992 tournament, where for the first time, the tournament was restricted to Under-23 national teams. In 1996, FIFA altered the U-23 designation slightly, allowing teams to add three overage players into the mix.

Through the 1928 Olympics in Holland, Olympic caps were counted as full international appearances, but that designation changed with the advent of the World Cup in 1930. Although the Olympic Games football tournament actually falls under the realm of the International Olympic Committee, FIFA presides over the event on behalf of the IOC.

MEN'S OLYMPIC SOCCER TOURNAMENT

| Year | Location | Gold Medal | Silver Medal | Bronze Medal | Teams |
|------|------------------------|-------------------|----------------|---------------------------|-------|
| 2021 | Tokyo, Japan | – | – | – | 16 |
| 2016 | Rio de Janeiro, Brazil | Brazil | Germany | Nigeria | 16 |
| 2012 | London, England | Mexico | Brazil | Korea Republic | 16 |
| 2008 | Beijing, China | Argentina | Nigeria | Brazil | 16 |
| 2004 | Athens, Greece | Argentina | Paraguay | Italy | 16 |
| 2000 | Sydney, Australia | Cameroon | Spain | Chile | 16 |
| 1996 | Atlanta, USA | Nigeria | Argentina | Brazil | 16 |
| 1992 | Barcelona, Spain | Spain | Poland | Ghana | 16 |
| 1988 | Seoul, South Korea | Soviet Union | Brazil | West Germany | 16 |
| 1984 | Los Angeles, USA | France | Brazil | Yugoslavia | 16 |
| 1980 | Moscow, Soviet Union | Czechoslovakia | East Germany | Soviet Union | 16 |
| 1976 | Montreal, Canada | East Germany | Poland | Soviet Union | 16 |
| 1972 | Munich, W. Germany | Poland | Hungary | E. Germany & Soviet Union | 13 |
| 1968 | Mexico City, Mexico | Hungary | Bulgaria | Japan | 16 |
| 1964 | Tokyo, Japan | Hungary | Czechoslovakia | East Germany | 14 |
| 1960 | Rome, Italy | Yugoslavia | Denmark | Netherlands | 16 |
| 1956 | Melbourne, Australia | Soviet Union | Yugoslavia | Bulgaria | 11 |
| 1952 | Helsinki, Finland | Hungary | Yugoslavia | Sweden | 25 |
| 1948 | London, Great Britain | Sweden | Yugoslavia | Denmark | 18 |
| 1936 | Berlin, Germany | Italy | Austria | Norway | 16 |
| 1932 | Los Angeles, USA | — no tournament — | | | |
| 1928 | Amsterdam, Holland | Uruguay | Argentina | Italy | 17 |
| 1924 | Paris, France | Uruguay | Switzerland | Sweden | 22 |
| 1920 | Antwerp, Belgium | Belgium | Spain | Netherlands | 14 |
| 1912 | Stockholm, Sweden | United Kingdom | Denmark | Netherlands | 11 |
| 1908 | London, Great Britain | United Kingdom | Denmark | Netherlands | 5 |

WOMEN'S OLYMPIC SOCCER TOURNAMENT

| Year | Location | Gold Medal | Silver Medal | Bronze Medal | Teams |
|------|------------------------|------------|--------------|--------------|-------|
| 2020 | Tokyo, Japan | – | – | – | 12 |
| 2016 | Rio de Janeiro, Brazil | Germany | Sweden | Canada | 12 |
| 2012 | London, England | USA | Japan | Canada | 12 |
| 2008 | Beijing, China | USA | Brazil | Germany | 12 |
| 2004 | Athens, Greece | USA | Brazil | Germany | 10 |
| 2000 | Sydney, Australia | Norway | USA | Germany | 8 |
| 1996 | Atlanta, USA | USA | China | Norway | 8 |

FIFA UNDER-20 WORLD CUP

Contested every two years, the FIFA Under-20 World Cup is restricted to players under 20 years of age. The tournament was renamed from the FIFA World Youth Championship in 2006. The U.S. has qualified for the tournament on 16 occasions, finishing fourth in 1989 (Saudi Arabia). At the most recent tournament in 2019 in Poland, the U.S. opened group play 2-1 loss to eventual champions Ukraine before reeling off victories against Nigeria (2-0) and Qatar (1-0) to advance to the knockout stage. In the Round of 16, the U-20 MNT won a thrilling game against favorites France 3-2 to move on to the quarterfinals where it faced eventual third place finisher Ecuador and dropped an incredibly competitive match, 2-1. The U-20 MNT's performance marked the third consecutive time the team reached the quarterfinals after also doing so in 2017 and 2015, making the USA the only nation to reach the quarterfinals of the last three U-20 World Cups. Forward Eddie Johnson became the first U.S. player to win a Golden Boot at a FIFA World Championship in 2003. After finishing second in the 1999 and 2001 group phase, the U.S. went one better, winning its group three consecutive tournaments from 2003-07.

| Year | Location | Champion | Runner-up | Third place | Fourth place | Teams |
|-------------------------------|----------------|--------------|----------------|--------------|----------------|-------|
| 2023 | Indonesia | – | – | – | – | 24 |
| 2021 | | | | | | |
| – Cancelled due to COVID-19 – | | | | | | |
| 2019 | Poland | Ukraine | South Korea | Ecuador | Italy | 24 |
| 2017 | Korea Republic | England | Venezuela | Italy | Uruguay | 24 |
| 2015 | New Zealand | Serbia | Brazil | Mali | Senegal | 24 |
| 2013 | Turkey | France | Uruguay | Ghana | Iraq | 24 |
| 2011 | Colombia | Brazil | Portugal | Mexico | France | 24 |
| 2009 | Egypt | Ghana | Brazil | Hungary | Costa Rica | 24 |
| 2007 | Canada | Argentina | Czech Republic | Chile | Austria | 24 |
| 2005 | Holland | Argentina | Nigeria | Brazil | Morocco | 24 |
| 2003 | UAE | Brazil | Spain | Colombia | Argentina | 24 |
| 2001 | Argentina | Argentina | Ghana | Egypt | Paraguay | 24 |
| 1999 | Nigeria | Spain | Japan | Mali | Uruguay | 24 |
| 1997 | Malaysia | Argentina | Uruguay | Ireland | Ghana | 24 |
| 1995 | Qatar | Argentina | Brazil | Portugal | Spain | 16 |
| 1993 | Australia | Brazil | Ghana | England | Australia | 16 |
| 1991 | Portugal | Portugal | Brazil | Soviet Union | Australia | 16 |
| 1989 | Saudi Arabia | Portugal | Nigeria | Brazil | USA | 16 |
| 1987 | Chile | Yugoslavia | West Germany | East Germany | Chile | 16 |
| 1985 | Soviet Union | Brazil | Spain | Nigeria | Soviet Union | 16 |
| 1983 | Mexico | Brazil | Argentina | Poland | Korea Republic | 16 |
| 1981 | Australia | West Germany | Qatar | Romania | England | 16 |
| 1979 | Japan | Argentina | Soviet Union | Uruguay | Poland | 16 |
| 1977 | Tunisia | Soviet Union | Mexico | Brazil | Uruguay | 16 |

FIFA UNDER-20 WOMEN'S WORLD CUP

Renamed the FIFA Under-20 Women's World Cup in 2008, the tournament was staged as a U-20 event for the first time in 2006 after two initial tournaments were played as Under-19 events. The inaugural FIFA U-19 Women's World Championship was held in Canada from Aug. 17-Sept. 1, 2002, with 12 teams. That first tournament was an incredible success, with the USA capturing the first championship via a Lindsay Tarpley golden goal in a 1-0 victory in front of 47,784 fans in Edmonton, Canada. The U.S. fell to Germany in the semifinals in Thailand in 2004, and in 2006 finished out of the top three for the first time in program history. In 2008, however, Golden Ball winner Sydney Leroux and Silver Ball winner Alex Morgan returned the U.S. to the top of the podium. After getting knocked out once again in penalty kicks in 2010, this time in the quarterfinal, a 1-0 victory against Germany in the 2012 U-20 Women's World Cup Final in Tokyo capped a remarkable run by the young Americans with defender and captain Julie Ertz (née Johnston) earning the Bronze Ball. In 2014, the USA once again fell on penalty kicks, losing to Korea DPR in a quarterfinal shootout after drawing 1-1, and in 2016 it finished in fourth place after losing to eventual World Cup champion Korea DPR in the semifinal, 2-1. The 2018 edition of the tournament saw the U.S. ousted from a tough group that included champions Japan and runner-up Spain.

| Year | Location | Champion | Runner-up | Third place | Fourth place | Teams |
|-------------------------------|------------------|-----------|-----------|----------------|--------------|-------|
| 2022 | Costa Rica | – | – | – | – | 16 |
| 2020 | | | | | | |
| – Cancelled due to COVID-19 – | | | | | | |
| 2018 | France | Japan | Spain | England | France | 16 |
| 2016 | Papua New Guinea | Korea DPR | France | Japan | USA | 16 |
| 2014 | Canada | Germany | Nigeria | France | Korea DPR | 16 |
| 2012 | Japan | USA | Germany | Japan | Nigeria | 16 |
| 2010 | Germany | Germany | Nigeria | Korea Republic | Colombia | 16 |
| 2008 | Chile | USA | Korea DPR | Germany | France | 16 |
| 2006 | Russia | Korea DPR | China | Brazil | USA | 16 |
| 2004 | Thailand | Germany | China | USA | Brazil | 12 |
| 2002 | Canada | USA | Canada | Germany | Brazil | 12 |



FIFA UNDER-17 WORLD CUP

The FIFA U-17 World Cup is contested every two years for players under 17 years of age. The U.S. was the only team in the world to qualify for every U-17 World Championship, from the tournament's inception in 1985 through 2013. The first three tournaments were actually played as U-16 World Championships, but FIFA changed the event to its present U-17 status in 1989. The Concacaf region hosted the tournament for a first time in 2001, when Trinidad & Tobago served as the first-ever Caribbean host for a FIFA World Championship. Mexico became the first Concacaf team to win an outdoor men's world championship in 2005 with an impressive triumph in Peru before winning the tournament a second time in 2013 as the host country. The U.S. returned to the U-17 World Cup in 2015 but could not escape the group phase. 2017 saw another leap forward as the U.S. went on a freewheeling run to the quarterfinal (the first time both the U.S. U-17 and U-20 MNTs reached a World Cup quarterfinal in the same year) before bowing out to eventual champs England. The U.S. achieved its best result in 1999, finishing fourth.

| Year | Location | Champion | Runner-up | Third place | Fourth place | Teams |
|------|----------------|--------------|-------------------------------|--------------|--------------|-------|
| 2023 | Peru | – | – | – | – | 24 |
| 2021 | | | – Cancelled due to COVID-19 – | | | |
| 2019 | Brazil | Brazil | Mexico | France | Netherlands | 24 |
| 2017 | India | England | Spain | Brazil | Mali | 24 |
| 2015 | Chile | Nigeria | Mali | Belgium | Mexico | 24 |
| 2013 | UAE | Nigeria | Mexico | Sweden | Argentina | 24 |
| 2011 | Mexico | Uruguay | Mexico | Brazil | Germany | 24 |
| 2009 | Nigeria | Switzerland | Nigeria | Spain | Colombia | 24 |
| 2007 | Korea Republic | Nigeria | Spain | Germany | Ghana | 24 |
| 2005 | Peru | Mexico | Brazil | Holland | Turkey | 16 |
| 2003 | Finland | Brazil | Spain | Argentina | Colombia | 16 |
| 2001 | Trin. & Tobago | France | Nigeria | Burkina Faso | Argentina | 16 |
| 1999 | New Zealand | Brazil | Australia | Ghana | USA | 16 |
| 1997 | Egypt | Brazil | Ghana | Spain | Germany | 16 |
| 1995 | Ecuador | Ghana | Brazil | Argentina | Oman | 16 |
| 1993 | Japan | Nigeria | Ghana | Poland | Chile | 16 |
| 1991 | Italy | Ghana | Spain | Argentina | Qatar | 16 |
| 1989 | Scotland | Saudi Arabia | Scotland | Portugal | Bahrain | 16 |
| 1987 | Canada | Soviet Union | Nigeria | Ivory Coast | Italy | 16 |
| 1985 | China | Nigeria | West Germany | Brazil | Guinea | 16 |

FIFA UNDER-17 WOMEN'S WORLD CUP

The FIFA Under-17 Women's World Cup was played for the first time in 2008 in New Zealand. The U.S. made an impressive run to the final where it was defeated by Korea DPR in overtime. In 2012 in Azerbaijan, the USA was drawn into a group with eventual finalists France and Korea DPR, and despite not losing a game and earning five points in the group, the young Americans failed to advance to the knockout stage, becoming the first women's team in a FIFA event to earn five points in its group but not advance. The USA did not qualify for the 2010 or 2014 U-17 Women's World Cups, losing in penalty kicks in the semifinal of the qualifying tournaments. The USA failed to advance past the group stage in both 2016 and 2018.

| Year | Location | Champion | Runner-up | Third place | Fourth place | Teams |
|------|----------------|----------------|-------------------------------|-------------|--------------|-------|
| 2022 | India | – | – | – | – | 16 |
| 2020 | | | – Cancelled due to COVID-19 – | | | |
| 2018 | Uruguay | Spain | Mexico | New Zealand | Canada | 16 |
| 2016 | Jordan | Korea DPR | Japan | Spain | Venezuela | 16 |
| 2014 | Costa Rica | Japan | Spain | Italy | Venezuela | 16 |
| 2012 | Azerbaijan | France | Korea DPR | Ghana | Germany | 16 |
| 2010 | Trin. & Tobago | Korea Republic | Japan | Spain | Korea DPR | 16 |
| 2008 | New Zealand | Korea DPR | USA | Germany | England | 16 |

FIFA FUTSAL WORLD CUP

The FIFA Futsal World Cup has been contested seven times with Brazil winning the first three tournaments, and Spain winning two championships in 2000 and 2004 before Brazil returned to glory as hosts in 2008 and defeated Spain for a fifth title in 2012. The Futsal World Cup is the only indoor tournament hosted by FIFA. The 1992 second-place finish was the best-ever showing in a FIFA event by a U.S. men's team, and came on the heels of a third-place finish in 1989.

| Year | Location | Champion | Runner-up | Third place | Fourth place | Teams |
|------|----------------|-----------|-------------|-------------|--------------|-------|
| 2020 | Lithuania | – | – | – | – | 24 |
| 2016 | Colombia | Argentina | Russia | Iran | Portugal | 24 |
| 2012 | Thailand | Brazil | Spain | Italy | Colombia | 24 |
| 2008 | Brazil | Brazil | Spain | Italy | Russia | 20 |
| 2004 | Chinese Taipei | Spain | Italy | Brazil | Argentina | 16 |
| 2000 | Guatemala | Spain | Brazil | Portugal | Russia | 16 |
| 1996 | Spain | Brazil | Spain | Russia | Ukraine | 16 |
| 1992 | Hong Kong | Brazil | USA | Spain | Iran | 16 |
| 1989 | Netherlands | Brazil | Netherlands | USA | Belgium | 16 |
| 2021 | Lithuania | – | – | – | – | 24 |

**FIFA BEACH SOCCER WORLD CUP**

Beach soccer became a part of the FIFA family in 2005 when the first FIFA Beach Soccer World Cup was staged on Copacabana Beach in Rio de Janeiro. To everyone's surprise, France defeated Portugal in the final, while Brazil fell in the semis; however, Brazil rebounded to win four straight tournaments from 2006-09. 2011 marked the first time the competition was played biennially and ushered in a new era of dominance as Russia upended Brazil in the final before defeating Spain in 2013 to claim a second straight championship. In 2015, hosts Portugal knocked off Russia in the semifinals before defeating Tahiti to claim its first Beach Soccer World Cup. Portugal captured its second title in 2019, which the USA qualified for but did not escape its group that featured semifinalists Japan and host nation Paraguay.

| Year | Location | Champion | Runner-up | Third place | Fourth place | Teams |
|------|----------|----------|-------------|-------------|--------------|-------|
| 2021 | Russia | – | – | – | – | 16 |
| 2019 | Paraguay | Portugal | Italy | Russia | Japan | 16 |
| 2017 | Bahamas | Brazil | Tahiti | Iran | Italy | 16 |
| 2015 | Portugal | Portugal | Tahiti | Russia | Italy | 16 |
| 2013 | Tahiti | Russia | Spain | Brazil | Tahiti | 16 |
| 2011 | Italy | Russia | Brazil | Portugal | El Salvador | 16 |
| 2009 | Dubai | Brazil | Switzerland | Portugal | Uruguay | 16 |
| 2008 | France | Brazil | Italy | Portugal | Spain | 16 |
| 2007 | Brazil | Brazil | Mexico | Uruguay | France | 16 |
| 2006 | Brazil | Brazil | Uruguay | France | Portugal | 16 |
| 2005 | Brazil | France | Portugal | Brazil | Japan | 12 |

FIFA CONFEDERATIONS CUP

The Confederations Cup was contested under FIFA's auspices for the first time in 1997 and replaced the Intercontinental Championship, which was staged in 1992 and 1995 with all three tournaments held in Saudi Arabia. In 1999, the Confederations Cup was held in Mexico and it returned to Asia in 2001, where it was staged as a precursor to the 2002 FIFA World Cup in Korea and Japan. In 2005, the competition became quadrennial, staged one year before the World Cup in the tournament's host country. Brazil has won the last three editions of the tournament from 2005-13, defeating the U.S. in the final of the 2009 edition after the USA had built a 2-0 half-time lead.

| Year | Location | Champion | Runner-up | Third place | Fourth place | Teams |
|------|---------------|-----------|--------------|----------------|--------------|-------|
| 1992 | Saudi Arabia | Argentina | Saudi Arabia | United States | Ivory Coast | 4 |
| 2021 | Qatar | – | – | – | – | 8 |
| 2017 | Russia | Germany | Chile | Portugal | Mexico | 8 |
| 2013 | Brazil | Brazil | Spain | Italy | Uruguay | 8 |
| 2009 | South Africa | Brazil | USA | Spain | South Africa | 8 |
| 2005 | Germany | Brazil | Argentina | Germany | Mexico | 8 |
| 2003 | France | France | Cameroon | Turkey | Colombia | 8 |
| 2001 | Korea / Japan | France | Japan | Australia | Brazil | 8 |
| 1999 | Mexico | Mexico | Brazil | USA | Saudi Arabia | 8 |
| 1997 | Saudi Arabia | Brazil | Australia | Czech Republic | Uruguay | 8 |
| 1995 | Saudi Arabia | Denmark | Argentina | Mexico | Nigeria | 6 |
| 1992 | Saudi Arabia | Argentina | Saudi Arabia | United States | Ivory Coast | 4 |

FIFA CONFEDERATIONS CUP

2009 FIFA Confederations Cup (South Africa)

Winning the 2007 Concacaf Gold Cup earned the U.S. a spot in the 2009 FIFA Confederations Cup in South Africa – the second consecutive tournament held one year before the FIFA World Cup in the host country. The U.S. started shaky and were dismissed by the two defending FIFA World Cup champions, Italy and Brazil, by a combined 6-1 score in the first two matches of the 2009 event. Needing to score at least three goals and on the verge of elimination in their third game against Egypt, the U.S. overcame incredible odds and advanced to the semifinals on goals by Charlie Davies, Michael Bradley and Clint Dempsey. Once through to the semifinals, the U.S. stunned the world by defeating Spain and ending the European Champions' 35-game unbeaten streak. Tim Howard made eight saves as Jozy Altidore and Dempsey scored, sending the U.S. men to their first-ever final in a FIFA Tournament. In the final the U.S. would again face Brazil, and Dempsey scored in his third straight game with Landon Donovan adding another as the U.S. was up 2-0 on Brazil in the 27th minute. The U.S. would hold on until halftime, but just a minute into the second half Brazil scored and continued attacking in waves, eventually coming from behind for a 3-2 victory. Still, the second-place finish was the best performance ever for the team in a FIFA competition. Dempsey was honored by winning the Bronze Ball, while Howard won the Golden Glove – the first such awards for the U.S. at a FIFA tournament.

2003 FIFA Confederations Cup (France)

In 2003, the U.S. returned to the Confederations Cup, which was held in Europe for the first time. Drawn with Cameroon, Turkey and Brazil, the U.S. opened play against the Turks, but fell to a 2-1 defeat. Though DaMarcus Beasley opened the scoring, a resilient Turkey side fought back and eventually grabbed the winner in the 73rd minute. In the next match, the U.S. again met Brazil in the group stage, a rematch from the 1999 tournament, and the result was a similar 1-0 victory for the Seleção. This time, the Brazilians were powered by an Adriano goal in the 22nd minute. With two defeats from the opening two games, the final match was rendered meaningless, but the U.S. put forth a spirited effort to tie eventual runners-up Cameroon 0-0. The tournament was in the end overshadowed by the untimely death of Cameroonian midfielder Marc-Vivien Foé, who suffered a heart attack during the Africans' semifinal match against Colombia. Though France went on to win the championship courtesy of a Thierry Henry Golden Goal, the defining image from the 2003 tournament is undoubtedly Marcel Desailly and Rigobert Song, captains of France and Cameroon respectively, holding the winning trophy together in honor of Foé, who died at the age of only 28.

1999 FIFA Confederations Cup (Mexico)

For the first time in seven years, the U.S. competed in the Confederations Cup, which was held in the country of local rival Mexico. Because Mexico, as host, was automatically entered into the draw, the U.S. was put into the competition by virtue of their runner-up finish in the 1998 Gold Cup. The first major competition for then head coach Bruce Arena, the U.S. acquitted itself well and matched its third-place finish from 1992. After an opening defeat of New Zealand, the U.S. was beaten 1-0 by Brazil behind a goal from Ronaldinho. Needing a result in their final Group B game, the Americans came through, and defeated Germany 2-0 for the second time in six months, thanks to goals from Ben Olsen and Joe-Max Moore. Through to the semifinal, the U.S. ran into Mexico and a hostile Azteca Stadium crowd of over 80,000. Though they put up a memorable fight, Bruce Arena's side eventually succumbed to a Cuauhtémoc Blanco golden goal in the 97th minute. Despite the heartbreak of defeat, the U.S. rebounded to down Saudi Arabia 2-0, avenging its loss to the Saudis in 1992 and matching its finish of third-place from that tournament.

1992 King Fahd Cup (Saudi Arabia)

The U.S. team traveled to Saudi Arabia for the first time in its history in 1992 to take part in the King Fahd Cup, as it was then known. As 1991 Concacaf Gold Cup Winners, the U.S. earned a birth into the four team tournament, which also included the Ivory Coast, who won the 1992 African Nations Cup, Argentina, winners of the 1991 Copa América, and host nation Saudi Arabia, who were champions of Asia in 1988. In the first game, the U.S. took on Saudi Arabia in the first ever match between the two countries. In front of a crowd of 70,000 in Riyadh, the Americans were beaten 3-0, courtesy of three second half goals from The Sons of the Desert. The third-place match saw the U.S. beat the Ivory Coast 5-2, in what is still the only meeting of the two countries. For the U.S., Marcelo Balboa opened the scoring, before future U.S. cap record holder Cobi Jones scored his first international goal. The teams went back and forth before Eric Wynalda eventually grabbed what would prove to be the winning goal in the 56th minute.

ALL-TIME U.S. RESULTS - CONFEDERATIONS CUP

USA'S ALL-TIME FIFA CONFEDERATIONS CUP RECORD: 6-8-1 (20 GF, 20 GA)

(q) Quarterfinal (s) Semifinal (3) Third-Place Match

Confederations Cup – SOUTH AFRICA 2009

| Date | Opponent | Result | U.S. Goal Scorers | Location | Attendance |
|-------------------------|------------|--------|--------------------------|------------------------------|------------|
| 6/28/09 | Brazil (f) | 2-3 L | Dempsey, Donovan | Johannesburg, S. Africa | 52,291 |
| 6/24/09 | Spain (s) | 2-0 W | Altidore, Dempsey | Bloemfontein, S. Africa | 35,396 |
| 6/21/09 | Egypt | 3-0 W | Davies, Bradley, Dempsey | Rustenburg, S. Africa | 23,140 |
| 6/18/09 | Brazil | 0-3 L | – | Tshwane/Pretoria, S. Africa | 39,617 |
| 6/15/09 | Italy | 1-3 L | Donovan | Tshwane/Pretoria, S. Africa | 34,341 |
| Champion: Brazil | | | Runner-up: USA | USA finish: 2nd place | |

Confederations Cup – France 2003

| Date | Opponent | Result | U.S. Goal Scorers | Location | Attendance |
|-------------------------|----------|--------|----------------------------|------------------------------|------------|
| 6/23/03 | Cameroon | 0-0 T | – | Lyon, France | 19,206 |
| 6/21/03 | Brazil | 0-1 L | – | Lyon, France | 20,306 |
| 6/19/03 | Turkey | 1-2 L | Beasley | Saint-Étienne, France | 16,944 |
| Champion: France | | | Runner-up: Cameroon | USA finish: 7th place | |

Confederations Cup – Mexico 1999

| Date | Opponent | Result | U.S. Goal Scorers | Location | Attendance |
|-------------------------|------------------|------------|--------------------------|------------------------------|------------|
| 8/3/99 | Saudi Arabia (3) | 2-0 W | Bravo, McBride | Guadalajara, Mexico | 38,000 |
| 8/1/99 | Mexico (s) | 0-1 L (ot) | – | Mexico City, Mexico | 82,000 |
| 7/30/99 | Germany | 2-0 W | Olsen, Moore | Guadalajara, Mexico | 53,000 |
| 7/28/99 | Brazil | 0-1 L | – | Guadalajara, Mexico | 54,000 |
| 7/24/99 | New Zealand | 2-1 W | McBride, Kirovski | Guadalajara, Mexico | 60,000 |
| Champion: Mexico | | | Runner-up: Brazil | USA finish: 3rd place | |

King Fahd Cup – Saudi Arabia 1992

| Date | Opponent | Result | U.S. Goal Scorers | Location | Attendance |
|----------------------------|------------------|--------|------------------------------------|------------------------------|------------|
| 10/19/92 | Ivory Coast (3) | 5-2 W | Murray (2), Balboa, Jones, Wynalda | Riyadh, Saudi Arabia | 9,500 |
| 10/15/92 | Saudi Arabia (s) | 0-3 L | – | Riyadh, Saudi Arabia | 70,000 |
| Champion: Argentina | | | Runner-up: Saudi Arabia | USA finish: 3rd place | |

COPA AMERICA

The Copa America is the oldest international tournament in South America, dating back to 1916. Since 1993, teams from Concacaf and Asia have taken part in this biennial event as invitees of CONMEBOL. The U.S. made its debut in the tournament in Ecuador in 1993, but was eliminated in the first round. In 1995, the U.S. returned to Copa America, and advanced to the semifinals in Uruguay, eventually finishing in fourth place. After a 12-year absence from the event, the U.S. accepted an invitation to compete in the Venezuela edition of the tournament in 2007, though they were eliminated in the first round. In 2016, the tournament celebrated its 100th anniversary by holding the Copa America Centenario in the USA, combining the 10 nations from CONMEBOL with six qualifiers from Concacaf. Held from June 3-26 in 10 cities across the United States, the tournament drew a record 1,483,855 spectators (46,370 average) and saw the host USA finish fourth, while defending champions Chile defeated Argentina on penalty kicks in the final to win their second-consecutive tournament.

2016 Copa America Centenario (USA)

Celebrating the 100th anniversary of the historic Copa America, the USA hosted a special edition of the tournament, combining the 10 nations from CONMEBOL with six qualifiers from Concacaf for an overall 16-team competition. Kicking off the tournament in front of a sold-out crowd of 67,439 at Levi's Stadium in Santa Clara, Calif., the USA surrendered first-half goals to Cristian Zapata and James Rodriguez, as it fell 2-0 to Colombia.

Knowing a second loss would see them exit the tournament earlier than anticipated, the USA responded well four days later against Costa Rica in Chicago. A ninth-minute penalty kick from Clint Dempsey set the tone, before Jermaine Jones' 37th minute strike and Bobby Wood's 42nd minute finish put the U.S. up 3-0 at halftime. Coasting through the second half, the USA added a fourth from Graham Zusi in the 87th minute, earning an emphatic 4-0 victory against Los Ticos.

The USA arrived in Philadelphia for its final match against Paraguay knowing that a win would see the side advance out of the group stage of the tournament for the first time since 1995. The USA survived an early scare when defender John Brooks singlehandedly broke up a 3-on-1 counter attack, before Clint Dempsey found the back of the net again in the 27th minute. The USA then held on after defender DeAndre Yedlin was sent off for a second yellow card in the 50th minute, earning a hard-fought 1-0 victory against Paraguay. Combined with Costa Rica's 3-2 upset of Colombia, the USA not only advanced, but finished atop Group A.

That placement set up a quarterfinal date with Ecuador in Seattle. Once again, Dempsey opened the scoring for the USA in the 22nd minute, before an early second-half altercation saw MNT midfielder Jermaine Jones sent off as both teams were reduced to 10 men. Gyasi Zardes added a second goal in the 65th minute and despite Ecuador's Michael Arroyo pulling one back nine minutes later, the U.S. would outlast La Tricolor 2-1, advancing to the semifinals.

With the win, the USA had the honor of facing No. 1 ranked Argentina in Houston and finally met its match. Ezequiel Lavezzi put La Albiceleste on top just three minutes in, before Lionel Messi added a highlight reel free kick in the 32nd minute. Gonzalo Higuain tacked on two goals in the second half, giving Argentina a 4-0 win and sending the U.S. to the third-place match where it fell 1-0 to Colombia, but still equaled its best finish in the tournament, when it finished fourth at the 1995 edition.

2007 Copa America (Venezuela)

For the first time in over a decade, the U.S. team traveled to South America to compete in the world's oldest soccer tournament. The United States was drawn in a group including Argentina, Paraguay and Colombia, and headed to what would be their home base in Maracaibo just hours after completing their victory against Mexico in the Gold Cup.

The first game was played against regional and world powerhouse Argentina at the Estadio José Pachencho Romero. Though the U.S. jumped out to an early lead courtesy of an Eddie Johnson penalty kick, the Albiceleste fought back to equalize before the halftime break. In the second period, the quality of the two-time world champions was apparent, and they eventually broke the resistance of the U.S. defense to score three goals in the final half hour, winning the game 4-1.

Having lost the opening match of the tournament, the U.S. entered its second game with Paraguay needing a positive result. Played at the Estadio Agustín Tovar in Barinas, the match was an even affair, with Paraguay jumping out to an early lead. The U.S. equalized through Ricardo Clark in the 35th minute after the midfielder slotted home a Taylor Twellman pass. After halftime, though, Paraguay regained their one-goal advantage in the 56th minute and the teams exchanged blows for the rest of the game, with the U.S. coming close to equalizing on more than a few occasions. In the end, however, Paraguay scored a goal against the run of play in injury time to close out the game with a 3-1 victory.

The third match of the group stage was played with the knowledge that neither the U.S. nor Colombia would advance to the next round. Nonetheless, the crowd at the Estadio Metropolitano de Fútbol de Lara were treated to a competitive affair which Colombia won 1-0. In the end, the young U.S. squad, though eliminated in the first round, gained worthwhile experience in one of the world's premier tournaments and showed again their ability to compete on one of soccer's largest stages.

1995 Copa America (Uruguay)

In their second consecutive trip to the Copa America, the U.S. proved their worth against the South Americans, posting an impressive fourth-place finish. The Americans began the '95 Copa America with forward Eric Wynalda scoring twice in a 2-1 victory over Chile. After dropping a 1-0 decision to Bolivia, the USA earned a spot in the quarterfinals after shutting out defending champion Argentina 3-0 in the final match of group play. The victory vaulted the U.S. past the stunned Argentinians in goal differential and came in Paysandu, a city on the border of Uruguay and Argentina. The U.S. goals were scored by Wynalda, forward Frank Klopas and defender Alexi Lalas. In the quarterfinals, the U.S. faced a familiar foe from the Concacaf Region: Mexico, whom the U.S. downed in penalty kicks 4-1 after a goalless draw. The USA's run ended in the semifinals as the squad lost a heartbreaking 1-0 match to Brazil. U.S. midfielder John Harkes was named Co-MVP of the '95 Copa America (along with Uruguay Captain Enzo Francescoli), while U.S. goalkeeper Kasey Keller and Wynalda were both named to the All-Tournament Team.

1993 Copa America (Ecuador)

After competing in a four-nation international competition three days prior to the event, the U.S. made its debut at the 1993 Copa America in Ecuador but dropped two out of three first round matches and were eliminated from tournament play. The Americans opened the '93 Copa America with back-to-back shutout losses to Uruguay (1-0) and host Ecuador (2-0), but the team's 3-3 draw against Venezuela in their final game was arguably their most disappointing result. Needing to win with a strong goal-differential to still have a chance to advance to the quarterfinals as a third-place team, the U.S. built a 3-0 lead before watching the lowly Venezuelans score three unanswered goals in the final 25 minutes and earn a 3-3 draw.

ALL-TIME U.S. RESULTS - COPA AMERICA

USA'S ALL-TIME COPA AMERICA RECORD: 2-8-2 (11 GF, 21 GA)

(q) Quarterfinal (s) Semifinal (3) Third-Place Match

Copa America Centenario - USA 2016

| Date | Opponent | Result | U.S. Goal Scorers | Location | Attendance |
|------------------------|---------------|--------|-----------------------------|------------------------------|------------|
| June 25 | Colombia (3) | 0-1 L | – | Glendale, Ariz. | 29,041 |
| June 21 | Argentina (s) | 0-4 L | – | Houston, Texas | 70,858 |
| June 16 | Ecuador (q) | 2-1 W | Dempsey, Zardes | Seattle, Wash. | 47,322 |
| June 11 | Paraguay | 1-0 W | Dempsey | Philadelphia, Pa. | 51,041 |
| June 7 | Costa Rica | 4-0 W | Dempsey, Jones, Wood, Zusi | Chicago, Ill. | 39,642 |
| June 3 | Colombia | 0-2 L | – | Santa Clara, Calif. | 67,439 |
| Champion: Chile | | | Runner-up: Argentina | USA finish: 4th place | |

Copa America - Venezuela 2007

| Date | Opponent | Result | U.S. Goal Scorers | Location | Attendance |
|-------------------------|-----------|--------|-----------------------------|-------------------------------|------------|
| July 5 | Colombia | 0-1 L | – | Barquisimeto, Venezuela | 37,500 |
| July 2 | Paraguay | 1-3 L | Clark | Barinas, Venezuela | 28,200 |
| June 28 | Argentina | 1-4 L | Johnson | Maracaibo, Venezuela | 34,500 |
| Champion: Brazil | | | Runner-up: Argentina | USA finish: 12th place | |

Copa America - Uruguay 1995

| Date | Opponent | Result | U.S. Goal Scorers | Location | Attendance |
|--------------------------|--------------|----------------|--------------------------|------------------------------|------------|
| July 22 | Colombia (3) | 1-4 L | Moore | Maldonado, Uruguay | 3,000 |
| July 20 | Brazil (s) | 0-1 L | – | Maldonado, Uruguay | 9,000 |
| July 17 | Mexico (q) | 0-0 T (4-1 pk) | – | Paysandu, Uruguay | 21,000 |
| July 14 | Argentina | 3-0 W | Klopas, Lalas, Wynalda | Paysandu, Uruguay | 21,000 |
| July 11 | Bolivia | 0-1 L | – | Paysandu, Uruguay | 18,000 |
| July 8 | Chile | 2-1 W | Wynalda (2) | Paysandu, Uruguay | 15,000 |
| Champion: Uruguay | | | Runner-up: Brazil | USA finish: 4th place | |

Copa America - Ecuador 1993

| Date | Opponent | Result | U.S. Goal Scorers | Location | Attendance |
|----------------------------|-----------|--------|---------------------------|-------------------------------|------------|
| June 22 | Venezuela | 3-3 T | Henderson, Doyle, Kinnear | Quito, Ecuador | 55,000 |
| June 19 | Ecuador | 0-2 L | – | Quito, Ecuador | 55,000 |
| June 16 | Uruguay | 0-1 L | – | Ambato, Ecuador | 20,000 |
| Champion: Argentina | | | Runner-up: Mexico | USA finish: 12th place | |



CONCACAF GOLD CUP HISTORY

Although it only dates back to 1991, as the regional championship for the Confederations of North, Central America and Caribbean Association Football, the Concacaf Gold Cup has quickly established itself as a top-flight international tournament. Originally staged as a biennial event held in July of odd-numbered years, the tournament was staged from 1996 to 2002 in even-numbered years in the winter. In 2003, the tournament returned to a summer schedule in odd-numbered years. With six tournament titles, the USMNT sits second for the most in Concacaf, including its 2017 triumph.

Below are recaps of each of the USA's previous 15 Gold Cup appearances:

2019 GOLD CUP

Venues: Charlotte, N.C.; Chicago, Ill.; Cleveland, Ohio; Denver, Colo.; Frisco, Texas; Glendale, Ariz.; Harrison, N.J.; Houston, Texas; Kansas City, Kan.; Los Angeles, Calif.; Nashville, Tenn.; Pasadena, Calif.; Philadelphia, Pa.; Saint Paul, Minn.; Kingston, Jamaica; San Jose Costa Rica

The 2019 edition was held in a new record of 16 venues, with sites in the Caribbean (Kingston, Jamaica) and Central America (San Jose, Costa Rica), hosting matches for the first time.

Playing the first competitive matches under head coach Gregg Berhalter, the USMNT began the tournament well, seeing off Guyana 4-0 at Allianz Field in St. Paul, before a 6-0 rout of Trinidad & Tobago in Cleveland exacted some revenge for the side in its first match with the Soca Warriors since Couva 2017. Facing Panama for a seventh-straight Gold Cup in the group finale, the USMNT earned a 1-0 win thanks to Jozy Altidore's close-range bicycle kick, earning top spot in Group D in the process.

Matched with up-starts Curaçao in the quarterfinal, the USA got the goal it needed midway through the first half from Weston McKennie, while Zack Steffen stood tall in goal to keep the team's fourth-straight clean sheet in the 1-0 win in Philadelphia. Facing a semifinal date with Jamaica, the USA went up early again through McKennie, before severe weather forced the match into an 88-minute delay. With Christian Pulisic making it 2-0 after halftime, the USMNT finally saw its Gold Cup shutout streak end at 429 minutes when Shamar Nicholson pulled one back for the Reggae Boyz. Pulisic added a second goal late to give the USA a 3-1 win and send the team to a record 11th Gold Cup Final. Facing Mexico in Chicago, the USA created a number of first-half opportunities, only to see them go begging before El Tré's Jonathan dos Santos put home the lone goal in the 73rd minute, pushing the USMNT to a runner-up finish.

2017 GOLD CUP

Venues: Arlington, Texas; Cleveland, Ohio; Denver, Colo.; Frisco, Texas; Glendale, Ariz.; Harrison, N.J.; Houston, Texas; Nashville, Tenn.; Pasadena, Calif.; Philadelphia, Pa.; San Antonio, Texas; San Diego, Calif.; Santa Clara, Calif; Tampa, Fla.

Held in a record-tying 14 venues across the United States, the 2017 Concacaf Gold Cup was another big success, both in the stadiums and on the field as the U.S. MNT earned its sixth confederation title. Utilizing a roster that was a majority domestic-based, as well as a number of untested players, the U.S. received a 50th minute goal from Dom Dwyer en route to a hard-fought 1-1 draw against Panama in Nashville. Bruce Arena's side moved to Tampa where it utilized a goal from Omar Gonzalez and Jordan Morris' first international brace



to see off a feisty Martinique side 3-2, collecting its first win of the tournament. Heading into the final Group Stage match, the U.S. needed a three-goal victory against Nicaragua in Cleveland in order to guarantee a top of the table finish. The MNT took a 1-0 lead into halftime thanks to Joe Corona's 36th

minute strike and got its second via Kelyn Rowe who hit home his first international goal in the 56th minute. As time crept away, the U.S. looked destined for a second-place finish based on goal difference, only to be rescued in the 88th minute when Graham Zusi's free kick picked out center back Matt Miazga, who headed home the necessary third goal to finish atop the group.

As the competition moved to the Quarterfinals, the U.S. took advantage of tournament regulations by calling up six new players, including long-time veterans Jozy Altidore, Michael Bradley, Clint Dempsey and Tim Howard – for the remainder of the tournament. Matched with El Salvador in Philadelphia, the USA went ahead when Gonzalez bagged his second of the tournament in the 41st minute, only to be followed by Eric Lichaj's first international goal in first-half stoppage time to propel the MNT to a 2-0 victory. The two goals marked just the third time in the MNT's modern era (1990-present) in which a pair of defenders scored in the same match and set up the USA's Semifinal date with Costa Rica.

The Semifinal showdown in Arlington, Texas saw the USA dominate possession throughout, but it the game went scoreless until the 72nd minute when Clint Dempsey provided Jozy Altidore with the go-ahead marker. The U.S. iced the game 10 minutes later when Dempsey hit home a historic free kick which tied him with Landon Donovan as the MNT's all-time leading goal scorer at 57.

Matched up with Jamaica in the Final at Levi's Stadium in Santa Clara, Calif., the USA played a tight first half with the Reggae Boyz until Jozy Altidore's 45th minute free kick took the hosts into the locker room up 1-0. Jamaica was undeterred and hit back when Je-Vaughn Watson got on the end of a corner kick in the 50th minute. Locked 1-1, a number of U.S. chances – including a Dempsey hit off the post -- went begging until Morris hopped on a loose ball in the box and buried a dramatic 88th minute winner to hand the U.S. a 2-1 victory.

With the triumph, Bruce Arena became the first head coach to win three different Gold Cup titles, having previously guided the USA to championships in 2002 and 2005. With three goals, Morris finished as the competition's joint-leading goal scorer and joined five teammates – Jozy Altidore, Michael Bradley, Omar Gonzalez, Darlington Nagbe and Graham Zusi – on the tournament's Best XI.

2015 GOLD CUP

Venues: Atlanta, Ga.; Baltimore, Md.; Charlotte, N.C.; Chicago, Ill.; Carson, Calif.; Chester, Pa.; East Rutherford, N.J.; Foxborough, Mass.; Frisco, Texas; Glendale, Ariz.; Houston, Texas; Kansas City, Kan.; Philadelphia, Pa.; Toronto, Ont.

Held in a record 14 venues across the United States and Canada, the 2015 Concacaf Gold Cup made another large footprint during the month of July. The U.S. team, however, faltered in their bid to repeat as Gold Cup champions, falling 2-1 to Jamaica at the tournament's semifinal in Atlanta.

The U.S. began the tournament well enough, defeating Honduras 2-1 in Frisco, Texas before a 1-0 win against Haiti in Foxborough, Mass. Through to the knockout stage, the U.S. played to a 1-1 draw with Panama, ensuring the MNT topped its Gold Cup group for the 12th time in 13 tournaments. In the quarterfinals, a Clint Dempsey hat trick saw the U.S. easily dispatch Cuba 6-0 in Baltimore, setting up the semifinal showdown with Jamaica in Atlanta. Two first half goals from the Reggae Boyz put the U.S. down 2-0 at the break, but Michael Bradley pulled things back quickly in the second half. Despite the goal and constant pressure, Jamaica held on to defeat the U.S. 2-1. The defeat set up a Third Place Match with Panama, where the U.S. used another goal from Clint Dempsey to earn another 1-1 draw before falling 3-2 on penalty kicks.

Despite the disappointing end to the tournament U.S. players received individual accolades, with Dempsey's seven goals earning him the tournament's Golden Boot award, while goalkeeper Brad Guzan won the Golden Glove.

2013 GOLD CUP

Venues: Arlington, Texas; Atlanta, Ga.; Baltimore, Md.; Chicago, Ill.; Denver, Colo.; East Hartford, Conn.; Harrison, N.J.; Houston, Texas; Miami Gardens, Fla.; Pasadena, Calif.; Portland, Ore.; Sandy, Utah; Seattle, Wash.

The 2013 Concacaf Gold Cup shaped up to be another spectacular event, with 13 venues across the United States chosen to host matches in the confederation championship. The U.S. aimed to reach its fifth consecutive Gold Cup Final, while Mexico sought to defend their title. Teams like Costa Rica, Honduras, Jamaica and Panama prepared to demonstrate the shrinking gap between Concacaf nations.



Keen to win another championship, the U.S. started strong with a 6-1 win against Belize. Consecutive wins against Cuba (4-1) and Costa Rica (1-0) saw the Americans claim the top spot in the group. After an emphatic 5-1 win against El Salvador in the quarterfinals and dispatching a quality Honduras side 3-1 in the semifinals, the stage was set for a meeting between the USA and high flying Panama, which topped its group with a tournament opening win against Mexico before defeating El Tri a second time in the other semifinal match.

Facing a confident and athletic Panama team that was buoyed by its unbeaten run to the final and included two of the tournament's leading goal scorers in Gabriel Torres – his five goals tied the USA's Landon Donovan and Chris Wondolowski for most in the tournament – and Blas Perez (three goals), the U.S. found itself in a stalemate through the first hour of the match. However, the Americans would not be denied as winger Brek Shea pounced in the 69th minute to score the only goal of the game and hand the U.S. its fifth Gold Cup title and first since 2007, when the U.S. also beat Panama in the final.

2011 GOLD CUP

Venues: Arlington, Texas; Carson, Calif.; Charlotte, N.C.; Chicago, Ill.; Detroit, Mich.; East Rutherford, N.J.; Harrison, N.J.; Houston, Texas; Kansas City, Kan.; Pasadena, Calif.; Miami, Fla.; Tampa, Fla.; Washington, D.C.

The 2011 Concacaf Gold Cup shaped up to be another spectacular event, with 13 venues across the United States tagged to host matches in the confederation championship. The U.S. aimed to reach its fourth consecutive Gold Cup Final, while Mexico sought to defend their title and teams like Costa Rica, Honduras, Jamaica and Panama prepared to demonstrate the shrinking gap between Concacaf nations.

Keen on winning another championship and earning a spot in the 2013 FIFA Confederations Cup, the U.S. started strong with a 2-0 win against Canada. They took a surprise setback with a loss to Panama – the first ever in the group stage – but rebounded to claim the top spot in the group. After an emphatic win against Jamaica in the quarterfinals and taking revenge on Panama in the semifinals, the stage was set for another marquee meeting between the USA and Mexico.

Facing a stacked Mexican team that included one of club football's most prolific scorers in Manchester United striker Javier "Chicharito" Hernandez, the U.S. bounded out to a 2-0 lead with goals from Michael Bradley and Landon Donovan. Undaunted, the Mexicans recovered to score four unanswered goals in one of the most exciting and well-played finals in Gold Cup history.

2009 GOLD CUP

Venues: Arlington, Texas; Carson, Calif.; Chicago, Ill.; Columbus, Ohio; East Rutherford, N.J.; Foxborough, Mass.; Glendale, Ariz.; Houston, Texas; Miami, Fla.; Oakland, Calif.; Seattle, Wash.; Washington, D.C.

Held in a record 12 venues across the U.S., the 2009 Concacaf Gold Cup made a national footprint during the 2009 "Summer of Soccer" in the U.S. The U.S. team, however, faced the disappointment of not winning a third-consecutive title, but did have the satisfaction of returning to a third-straight final with a largely unproven roster.

The Concacaf Gold Cup kicked off just six days after the U.S. played the 2009 FIFA Confederations Cup Final, and Bob Bradley selected an inexperienced squad that saw seven players earn their first cap during the event. The U.S. continued its unbeaten record in group play, and in the knockout stage got past Panama and Honduras.

By the time the U.S. met Mexico in the final, a record 10 different players had scored the U.S. teams' 12 goals in the tournament. In the second-straight Gold Cup title game against Mexico, the U.S. returned only Brian Ching to the starting lineup from the 2007 squad. The teams were evenly matched for a half, but eventually Mexico prevailed by opening the flood gates with five second-half goals for a 5-0 win.

2007 GOLD CUP

Venues: Carson, Calif.; East Rutherford, N.J.; Foxborough, Mass.; Houston, Texas; Los Angeles, Calif.; Miami, Fla.



The 2007 edition of the Gold Cup was played with the added incentive of admission to the 2009 FIFA Confederations Cup for the winner. The United States successfully defended its title, its fourth all-time and third in the last four tournaments.

Though the U.S. coasted through the group stage, taking maximum points while not allowing a goal and in the process extending its unbeaten record in the opening round, they ran into some tough opposition in the knockout stage. After defeating Panama 2-1 in the quarterfinals, the U.S. came up against a stingy Canadian side in the semifinals, and ended up holding on for a 2-1 victory to set up a U.S.-Mexico marquee match up in the final.

Played at Soldier Field for the first time, the championship game pitted the two Concacaf powers against one another in what would prove to be a gritty affair. In front of 60,000

people, the U.S. came from behind for the first time in the 2007 tournament to eventually defeat Mexico 2-1 for its second consecutive Gold Cup title.

2005 GOLD CUP

Venues: Carson, Calif.; East Rutherford, N.J.; Foxborough, Mass.; Houston, Texas; Los Angeles, Calif.; Miami, Fla.; Seattle, Wash.

The 2005 Gold Cup was played in a record-high seven different venues in the United States, and was noteworthy as the United States became the first team in the tournament's history to advance to five overall finals. The USA would go on to win their third title, and second in three tournaments since 2002.

The USA's victory would not come easy, though, as the team needed a penalty kick shootout to down Panama in the tournament's scoreless championship game at Giants Stadium in East Rutherford, N.J. To get to the final, the U.S. needed two goals in the game's final moments to overcome a 1-0 deficit to Honduras and win 2-1.

In the 2005 tournament, the U.S. extended their amazing undefeated history in first round play at the Gold Cup with two more wins and a draw. The USA has never lost one of their 19 opening round matches in eight all-time Gold Cups.

2003 GOLD CUP

Venues: Foxborough, Mass.; Miami, Fla.; USA; Mexico City, Mexico

The 2003 Gold Cup was the first in 10 years to be played in two countries, with games in both Mexico and the United States. Mexico twice defeated Brazil, who along with Colombia was an invited guest to the tournament, by one goal in Azteca Stadium, including a golden-goal victory in the final. The U.S. finished in the top three for the sixth time in seven tournaments with a thrilling 3-2 come from behind victory over Costa Rica in the Orange Bowl.

The U.S. continued its win streak in group play of the Gold Cup, making easy work of El Salvador and Martinique by identical 2-0 margins. Brian McBride continued his Midas-touch scoring in the tournament with three of the first four U.S. goals. The victories extended the USA's standing as the only Concacaf team to win every one of its first round games since the inception of the tournament in 1991. The U.S. has won 16 consecutive first round games and has outscored their opponents 33-8. The winning streak includes 10 shutouts, nine one-goal victories and four come-from-behind wins.

2002 GOLD CUP

Venues: Miami, Fla., Pasadena, Calif., USA

The 2002 Gold Cup once again featured two invited teams (Ecuador and Korea Republic) along with 10 Concacaf teams. In spectacular fashion, the U.S. won their first title since 1991 by posting a 4-0-1 record with four shutouts on their way to their 2002 Gold Cup crown.

The United States opened the tournament with consecutive wins in the first round against the Korea Republic (2-1) and Cuba (1-0). After easily blanking El Salvador 4-0 in the quarterfinals, the semifinals saw the U.S. defeat the defending champion Canada 4-2 on penalty kicks after both teams battled to a scoreless draw.



The 2002 final had the USA topping Concacaf rival Costa Rica 2-0 at the Rose Bowl in Pasadena, Calif. Forward Brian McBride was named the tournament MVP after leading the Americans with four tallies.

2000 GOLD CUP

Venues: Miami, Fla., Oakland and Los Angeles, Calif., USA

The first Gold Cup of the new millennium featured nine teams from the Concacaf and three invited squads (Colombia, Peru and Korea Republic). The 2000 edition also had several surprises, with a new champion being crowned (Canada) and both Mexico and the United States not reaching the semifinal round, a first for the two regional rivals.

The Americans cruised through the first round by capturing the Group B title with back-to-back shutouts against Haiti (3-0) and Peru (1-0). Cobi Jones led the offense for the USA by notching a goal in the win over Haiti and the game-winner against Peru. In the quarterfinals, though, the U.S. faltered. After battling Colombia to a 2-2 draw through regulation and two overtime periods, the U.S. were defeated in penalty kicks 2-1 and were eliminated from the competition.

Colombia would go on to meet Canada in the 2000 finals. The Canadians had surprisingly advanced out of their first round group by winning a coin-flip tiebreaker against Korea Republic after the two teams had finished dead-even on results and goals. After eliminating three-time defending champion Mexico 2-1 in overtime in the quarterfinals and then topping Trinidad & Tobago 1-0 in the semifinals, Canada would pull off yet another shocker, being crowned 2000 Gold Cup champions after blanking Colombia 2-0 in the finals.



1998 GOLD CUP

Venues: Miami, Fla., Oakland and Los Angeles, Calif., USA

The 1998 Gold Cup was the most successful yet for Concacaf, despite bad weather, postponed games and an historic USA-Brazil clash which was played with less than 24 hours notice for both teams.

Preki Radosavljevic was the story for the U.S. on the offensive end, scoring a brilliant late goal against Costa Rica to send the U.S. through to the semifinals. That goal would have been enough to lift Radosavljevic into U.S. prominence, but he did it one better in the USA's next match, an historic 1-0 triumph against Brazil courtesy of a 22-yard bomb from Preki in the 65th minute.

Of course, Preki's goal was only half the story, as goalkeeper Kasey Keller replaced Brad Friedel in the nets (who started the USA's first two matches) and stymied Romario and Brazil with a 10-save performance, widely considered to be the best in U.S. Soccer history. On the strength of that game alone, and a 1-0 loss to Mexico in the finals notwithstanding, Keller was voted the MVP of the tournament for just two games' work.

In the final, Mexican World Cup hero Luis Hernandez scored in the closing minutes of the first half to give the Tricolores a 1-0 victory against the U.S. National Team and the 1998 Gold Cup crown in front of a sold-out crowd of 91,255 fans at the Los Angeles Coliseum. The crowd was the fourth largest to watch the U.S. National Team

domestically, and could have included an additional 6,941 paid spectators who watched the game on a giant television screen inside the Los Angeles Sports Arena, adjacent to the Coliseum.

1996 GOLD CUP

Venues: Anaheim, San Diego and Los Angeles, Calif., USA

With Brazil competing in the tournament for the first time via a special invitation, most eyes centered on the defending World Champions. But an impressive 2-0 victory by Mexico on a muddy, wet pitch in front of 88,155 rain-soaked fans handed Mexico their second straight Gold Cup victory. With goals from Luis Garcia and Cuauhtemoc Blanco, the Mexicans were able to stymie the Brazilian attack with help from muddy conditions. Nevertheless, the Brazilians impressed throughout the tournament with a young squad using the experience to prepare for the 1996 Summer Olympic Games.

For the U.S., the tournament wasn't as disappointing as their third place finish would seem. Only a third consecutive 1-0 defeat at the hands of Brazil kept the U.S. out of the finals after the team easily handled the rest of their opposition, including an impressive 3-0 victory against Guatemala in the third place match. That match featured Eric Wynalda's tournament-leading fourth goal, which was the 22nd of his international career, setting a new USA goal standard.

The MVP of the tournament, though, was probably former U.S. Secretary of State Henry Kissinger. The Nobel Peace Prize winner and lifelong soccer fan helped secure visas for scores of visiting players despite a U.S. government shutdown.

1993 GOLD CUP

Venues: Dallas, Texas, USA; and Mexico City, Mexico

The second Gold Cup tournament wasn't quite as successful for the U.S., but the team still advanced to the finals where they fell to Mexico 4-0 at Azteca Stadium. Following three single-goal victories in the first round against Jamaica (1-0), Panama (2-1) and Honduras (1-0), the U.S. squared off against Costa Rica in the semifinals in Dallas. In that match, the U.S. extended their unbeaten Gold Cup run to nine-games with a 103rd minute golden goal from defender Cle Kooiman.

Meanwhile in Mexico City, where the Mexican team would play all their matches, the Tricolores were racing into the finals. Led by Luis Robert Alves (better known as Zague), the ruthlessly efficient Mexican attack produced 28 goals in five matches, overwhelming group foes Martinique (9-0) and Canada (8-0), while drawing with Costa Rica (1-1). Zague's seven goals against Martinique is, obviously, a Gold Cup record.

In front of a capacity crowd of 120,000, Zague scored again in the final as Mexico downed the U.S. 4-0. Zague finished the tournament with 12 goals in five matches, another Gold Cup record. Third place honors were split after a 1-1 draw between Costa Rica and Jamaica.

1991 GOLD CUP

Venues: Los Angeles and Pasadena, Calif., USA



The U.S. surprised the region in 1991 when they swept their way to the inaugural Gold Cup championship. In the finals, the U.S. downed Honduras 4-3 in penalty kicks after the two teams went scoreless after 120 minutes of action in front of 39,873 fans at the L.A. Coliseum. It was in the semifinals, though, where the U.S. stunned all observers with a convincing 2-0 victory against Mexico behind goals from John Doyle and Peter Vermes.

In group play, Marcelo Balboa's stunning bicycle-kick goal capped off a last-minute comeback for the U.S. in their 2-1 victory over Trinidad & Tobago in the opening Gold Cup match. That victory was followed by wins against Guatemala (3-0) and Costa Rica (3-2), which set-up the U.S. heroics against Mexico.

Mexico was forced into the match-up with the U.S. when they lost their group to Honduras on goal differential. Honduras would later advance to the finals with a 2-0 semifinal victory against Costa Rica, which set-up a 2-0 victory for Mexico against the Ticos in the third place match.

ALL-TIME RESULTS - CONCACAF GOLD CUP

USA'S ALL-TIME GOLD CUP RECORD: 61-9-9 (162 GF, 55 GA)

(q) Quarterfinal (s) Semifinal (3) Third-place Match (f) Final

15th Concacaf Gold Cup - United States, Jamaica, Costa Rica '19

(Charlotte, N.C.; Cleveland, Ohio; Chicago, Ill.; Denver, Colo.; Frisco, Texas; Glendale, Ariz.; Harrison, N.J.; Houston, Texas; Kansas City, Kan.; Los Angeles, Calif.; Nashville, Tenn.; Pasadena, Calif.; Philadelphia, Pa.; St. Paul, Minn.; Kingston, Jamaica; San Jose, Costa Rica)

| Date | Opponent | Result | U.S. Goal Scorers | Location | Attendance |
|-------------------------|-------------------|--------|--|------------------------------|------------|
| July 7 | Mexico (f) | 0-1 L | - | Chicago, Ill. | 63,493 |
| July 3 | Jamaica (s) | 3-1 W | McKennie, Pulisic (2) | Nashville, Tenn. | 28,473 |
| June 30 | Curaçao (q) | 1-0 W | McKennie | Philadelphia, Pa. | 26,233 |
| June 26 | Panama | 1-0 W | Altidore | Kansas City, Kan. | 17,037 |
| June 22 | Trinidad & Tobago | 6-0 W | Long (2), Zardes (2), Pulisic, Arriola | Cleveland, Ohio | 23,921 |
| June 18 | Guyana | 4-0 W | Arriola, Ty. Boyd (2), Zardes | St. Paul, Minn. | 19,418 |
| Champion: Mexico | | | Runner-up: USA | USA finish: 2nd place | |

14th Concacaf Gold Cup - United States '17

(Arlington, Texas; Cleveland, Ohio; Denver, Colo.; Frisco, Texas; Glendale, Ariz.; Harrison, N.J.; Houston, Texas; Nashville, Tenn.; Pasadena, Calif.; Philadelphia, Pa.; San Antonio, Texas; San Diego, Calif.; Santa Clara, Calif.; Tampa, Fla.)

| Date | Opponent | Result | U.S. Goal Scorers | Location | Attendance |
|----------------------|-----------------|--------|---------------------------|------------------------------|------------|
| July 26 | Jamaica (f) | 2-1 W | Altidore, Morris | Santa Clara, Calif. | 63,032 |
| July 22 | Costa Rica (s) | 2-0 W | Altidore, Dempsey | Arlington, Texas | 45,516 |
| July 19 | El Salvador (q) | 2-0 W | O. Gonzalez, Lichaj | Philadelphia, Pa. | 31,615 |
| July 15 | Nicaragua | 3-0 W | Corona, Rowe, Miazga | Cleveland, Ohio | 27,934 |
| July 12 | Martinique | 3-2 W | O. Gonzalez, Morris (2) | Tampa, Fla. | 23,368 |
| July 8 | Panama | 1-1 T | Dwyer | Nashville, Tenn. | 47,622 |
| Champion: USA | | | Runner-up: Jamaica | USA finish: 1st place | |

13th Concacaf Gold Cup - United States and Canada '15

(Baltimore, Md.; Charlotte, N.C.; Chicago, Ill.; Carson, Calif.; Chester, Pa.; East Rutherford, N.J.; Foxborough, Mass.; Frisco, Texas; Glendale, Ariz.; Houston, Texas; Kansas City, Kan.; Philadelphia, Pa.; Toronto, Ont.)

| Date | Opponent | Result | U.S. Goal Scorers | Location | Attendance |
|-------------------------|-------------|----------------|---|------------------------------|------------|
| July 25 | Panama (3) | 1-1 T (2-3 pk) | Dempsey | Chester, Pa. | 12,598 |
| July 22 | Jamaica (s) | 1-2 L | Bradley | Atlanta, Ga. | 70,511 |
| July 18 | Cuba (q) | 6-0 W | Dempsey (3), Zardes, Johannsson, Gonzalez | Baltimore, Md. | 37,994 |
| July 13 | Panama | 1-1 T | Bradley | Kansas City, Kan. | 18,467 |
| July 10 | Haiti | 1-0 W | Dempsey | Foxborough, Mass. | 46,720 |
| July 7 | Honduras | 2-1 W | Dempsey (2) | Frisco, Texas | 22,357 |
| Champion: Mexico | | | Runner-up: Jamaica | USA finish: 4th place | |

12th Concacaf Gold Cup - United States '13

(Arlington, Texas; Atlanta, Ga.; Baltimore, Md.; Chicago, Ill.; Denver, Colo.; East Hartford, Conn.; Harrison, N.J.; Houston, Texas; Miami Gardens, Fla.; Pasadena, Calif.; Portland, Ore.; Sandy, Utah; Seattle, Wash.)

| Date | Opponent | Result | U.S. Goal Scorers | Location | Attendance |
|--------------------------------|-----------------|--------|--|------------------------------|------------|
| July 28 | Panama (f) | 1-0 W | Shea | Chicago, Ill. | 57,920 |
| July 24 | Honduras (s) | 3-1 W | E. Johnson, Donovan (2) | Arlington, Texas | 81,410 |
| July 21 | El Salvador (q) | 5-1 W | Goodson, Corona, E. Johnson, Donovan, Diskerud | Baltimore, Md. | 70,540 |
| July 16 | Costa Rica | 1-0 W | Shea | East Hartford, Conn. | 25,432 |
| July 13 | Cuba | 4-1 W | Donovan, Corona, Wondolowski (2) | Sandy, Utah | 17,597 |
| July 9 | Belize | 6-1 W | Wondolowski (3), Holden, Orozco, Donovan | Portland, Ore. | 18,724 |
| Champion: United States | | | Runner-up: Panama | USA finish: 1st place | |

11th Concacaf Gold Cup - United States '11

(Arlington, Texas; Carson, Calif.; Charlotte, N.C.; Chicago, Ill.; Detroit, Mich.; East Rutherford, N.J.; Harrison, N.J.; Houston, Texas; Kansas City, Kan.; Pasadena, Calif.; Miami, Fla.; Tampa, Fla.; Washington, D.C.)

| Date | Opponent | Result | U.S. Goal Scorers | Location | Attendance |
|-------------------------|-------------|-----------------------|-------------------|------------------------------|------------|
| June 25 | Mexico (f) | 2-4 L | Bradley, Donovan | Pasadena, Calif. | 93,420 |
| June 22 | Panama (s) | 1-0 W | Dempsey | Houston, Texas | 70,267 |
| June 19 | Jamaica (q) | 2-0 W | Jones, Dempsey | Washington, D.C. | 45,423 |
| June 14 | Guadeloupe | 1-0 W | Altidore | Kansas City, Kan. | 20,109 |
| June 11 | Panama | 1-2 L | Goodson | Tampa, Fla. | 27,731 |
| June 7 | Canada | 2-0 W | Altidore, Dempsey | Detroit, Mich. | 28,209 |
| Champion: Mexico | | Runner-up: USA | | USA finish: 2nd place | |

10th Concacaf Gold Cup - United States '09

(Arlington, Texas; Carson, Calif.; Chicago, Ill.; Columbus, Ohio; East Rutherford, N.J.; Foxborough, Mass.; Glendale, Ariz.; Houston, Texas; Miami, Fla.; Oakland, Calif.; Seattle, Wash.; Washington, D.C.)

| Date | Opponent | Result | U.S. Goal Scorers | Location | Attendance |
|-------------------------|--------------|-----------------------|-----------------------------|------------------------------|------------|
| July 26 | Mexico (f) | 0-5 L | -- | E. Rutherford, N.J. | 79,156 |
| July 23 | Honduras (s) | 2-0 W | Goodson, Cooper | Chicago, Ill. | 55,173 |
| July 18 | Panama (q) | 2-1 W (ot) | Beckerman, Cooper | Philadelphia, Pa. | 31,087 |
| July 11 | Haiti | 2-2 T | Arnaud, Holden | Foxborough, Mass. | 24,137 |
| July 8 | Honduras | 2-0 W | Quaranta, Ching | Washington, D.C. | 26,079 |
| July 4 | Grenada | 4-0 W | Adu, Holden, Rogers, Davies | Seattle, Wash. | 15,387 |
| Champion: Mexico | | Runner-up: USA | | USA finish: 2nd place | |

9th Concacaf Gold Cup - United States '07

(Carson, Calif.; East Rutherford, N.J.; Foxborough, Mass.; Houston, Texas; Los Angeles, Calif.; Miami, Fla.)

| Date | Opponent | Result | U.S. Goal Scorers | Location | Attendance |
|----------------------|-------------------|--------------------------|--------------------------------|------------------------------|------------|
| June 24 | Mexico (f) | 2-1 W | Donovan, Feilhaber | Chicago, Ill. | 60,000 |
| June 21 | Canada (s) | 2-1 W | Hejduk, Donovan | Chicago, Ill. | 50,760 |
| June 16 | Panama (q) | 2-1 W | Donovan, Bocanegra | Foxborough, Mass. | 22,412 |
| June 12 | El Salvador | 4-0 W | Beasley (2), Donovan, Twellman | Foxborough, Mass. | 26,523 |
| June 9 | Trinidad & Tobago | 2-0 W | Ching, Johnson | Carson, Calif. | 27,000 |
| June 7 | Guatemala | 1-0 W | Dempsey | Carson, Calif. | 21,334 |
| Champion: USA | | Runner-up: Mexico | | USA finish: 1st place | |

8th Concacaf Gold Cup - United States '05

(Carson, Calif.; East Rutherford, N.J.; Foxborough, Mass.; Houston, Texas; Los Angeles, Calif.; Miami, Fla.; Seattle, Wash.)

| Date | Opponent | Result | U.S. Goal Scorers | Location | Attendance |
|----------------------|--------------|--------------------------|-------------------------------|------------------------------|------------|
| July 24 | Panama (f) | 0-0 T (3-1 pk) | -- | E. Rutherford, N.J. | 31,018 |
| July 21 | Honduras (s) | 2-1 W | O'Brien, Onyewu | E. Rutherford, N.J. | 41,721 |
| July 16 | Jamaica (q) | 3-1 W | Beasley (2), Wolff | Foxborough, Mass. | 22,108 |
| July 12 | Costa Rica | 0-0 T | -- | Foxborough, Mass. | 15,211 |
| July 9 | Canada | 2-0 W | Donovan, own goal | Seattle, Wash. | 15,109 |
| July 7 | Cuba | 4-1 W | Donovan (2), Dempsey, Beasley | Seattle, Wash. | 15,8318 |
| Champion: USA | | Runner-up: Panama | | USA finish: 1st place | |

7th Concacaf Gold Cup - United States/Mexico '03

(Foxborough, Mass., Miami, Fla. & Mexico City)

| Date | Opponent | Result | U.S. Goal Scorers | Location | Attendance |
|-------------------------|----------------|--------------------------|----------------------------|------------------------------|------------|
| July 26, | Costa Rica (3) | 3-2 W | Stewart, Bocanegra, Convey | Miami, Fla. | 5,093 |
| July 23 | Brazil (s) | 1-2 L | Bocanegra | Miami, Fla. | 35,211 |
| July 19 | Cuba (q) | 5-0 W | Donovan (4), Ralston | Foxborough, Mass. | 15,627 |
| July 14 | Martinique | 2-0 W | McBride (2) | Foxborough, Mass. | 8,780 |
| July 12 | El Salvador | 2-0 W | Lewis, McBride | Foxborough, Mass. | 33,652 |
| Champion: Mexico | | Runner-up: Brazil | | USA finish: 3rd place | |

6th Concacaf Gold Cup - United States '02

(Miami, Fla., & Pasadena, Calif.)

| Date | Opponent | Result | U.S. Goal Scorers | Location | Attendance |
|----------------------|-----------------|----------------|------------------------------|------------------------------|------------|
| Feb. 2 | Costa Rica (f) | 2-0 W | Wolff, Agoos | Pasadena, Calif. | 14,432 |
| Jan. 30 | Canada (s) | 0-0 T (4-2 pk) | — | Pasadena, Calif. | 7,241 |
| Jan. 27 | El Salvador (q) | 4-0 W | McBride (3), Razov | Pasadena, Calif. | 31,628 |
| Jan. 21 | Cuba | 1-0 W | McBride | Pasadena, Calif. | 31,244 |
| Jan. 19 | Korea Republic | 2-1 W | Donovan, Beasley | Pasadena, Calif. | 42,117 |
| Champion: USA | | | Runner-up: Costa Rica | USA finish: 1st place | |

5th Concacaf Gold Cup - United States '00

(Miami, Fla., San Diego & Los Angeles, Calif.)

| Date | Opponent | Result | U.S. Goal Scorers | Location | Attendance |
|-------------------------|--------------|----------------|----------------------------|------------------------------|------------|
| Feb. 19 | Colombia (q) | 2-2 T (1-2 pk) | McBride, Armas | Miami, Fla. | 32,972 |
| Feb. 16 | Peru | 1-0 W | Jones | Miami, Fla. | 36,004 |
| Feb. 12 | Haiti | 3-0 W | Kirovski, Wynalda, Jones | Miami, Fla. | 49,513 |
| Champion: Canada | | | Runner-up: Colombia | USA finish: 5th place | |

4th Concacaf Gold Cup - United States '98

(Miami, Fla., Oakland & Los Angeles, Calif.)

| Date | Opponent | Result | U.S. Goal Scorers | Location | Attendance |
|-------------------------|------------|--------|---------------------------------|------------------------------|------------|
| Feb. 15 | Mexico (f) | 0-1 L | — | Los Angeles, Calif. | 91,255 |
| Feb. 10 | Brazil (s) | 1-0 W | Radosavljevic | Los Angeles, Calif. | 12,298 |
| Feb. 7 | Costa Rica | 2-1 W | Pope, Radosavljevic | Oakland, Calif. | 36,240 |
| Feb. 1 | Cuba | 3-0 W | Wegerle, Wynalda, Moore | Oakland, Calif. | 11,234 |
| Champion: Mexico | | | Runner-up: United States | USA finish: 2nd place | |

3rd Concacaf Gold Cup - United States '96

(Anaheim, Los Angeles & San Diego, Calif.)

| Date | Opponent | Result | U.S. Goal Scorers | Location | Attendance |
|-------------------------|-------------------|--------|--------------------------|------------------------------|------------|
| Jan. 21 | Guatemala (3) | 3-0 W | Agoos, Kirovski, Wynalda | Los Angeles, Calif. | 88,000 |
| Jan. 18 | Brazil (s) | 0-1 L | — | Los Angeles, Calif. | 22,038 |
| Jan. 16 | El Salvador | 2-0 W | Balboa, Wynalda | Anaheim, Calif. | 52,355 |
| Jan. 13 | Trinidad & Tobago | 3-2 W | Moore, Wynalda (2) | Anaheim, Calif. | 12,425 |
| Champion: Mexico | | | Runner-up: Brazil | USA finish: 3rd place | |

2nd Concacaf Gold Cup - Mexico & United States '93

(Dallas, Texas & Mexico City, D.F.)

| Date | Opponent | Result | U.S. Goal Scorers | Location | Attendance |
|-------------------------|----------------|------------|---------------------------------|------------------------------|------------|
| July 25 | Mexico (f) | 0-4 L | — | Mexico City, Mexico | 120,000 |
| July 21 | Costa Rica (s) | 1-0 W (ot) | Kooiman | Dallas, Texas | 14,826 |
| July 17 | Honduras | 1-0 W | Lalas | Dallas, Texas | 18,107 |
| July 14 | Panama | 2-1 W | Dooley, Wynalda | Dallas, Texas | 13,771 |
| July 10 | Jamaica | 1-0 W | Wynalda | Dallas, Texas | 11,642 |
| Champion: Mexico | | | Runner-up: United States | USA finish: 2nd place | |

1st Concacaf Gold Cup - United States '91

(Los Angeles & Pasadena, Calif.)

| Date | Opponent | Result | U.S. Goal Scorers | Location | Attendance |
|----------------------|-------------------|----------------|----------------------------|------------------------------|------------|
| July 7 | Honduras (f) | 0-0 T (4-3 pk) | — | Los Angeles, Calif. | 39,873 |
| July 5 | Mexico (s) | 2-0 W | Doyle, Vermes | Los Angeles, Calif. | 41,103 |
| July 3 | Costa Rica | 3-2 W | Perez, Vermes, own goal | Los Angeles, Calif. | 36,703 |
| July 1 | Guatemala | 3-0 W | Murray, Quinn, Wynalda | Pasadena, Calif. | 6,344 |
| June 29 | Trinidad & Tobago | 2-1 W | Balboa, Murray | Pasadena, Calif. | 18,435 |
| Champion: USA | | | Runner-up: Honduras | USA finish: 1st place | |

ALL-TIME CONCACAF GOLD CUP REGISTER

As of 2019 Concacaf Gold Cup

| Name | GP | G | A | Name | GP | G | A | Name | GP | G | A |
|---------------------|----|----|----|---------------------|----|---|---|----------------------|----|---|---|
| Acosta, Kellyn | 5 | 0 | 0 | Guzan, Brad | 8 | 0 | 0 | Pulisic, Christian | 6 | 3 | 3 |
| Adu, Freddy | 4 | 1 | 1 | Hahnemann, Marcus | 1 | 0 | 0 | Quaranta, Santino | 7 | 0 | 1 |
| Agoos, Jeff | 15 | 2 | 1 | Hamid, Bill | 1 | 0 | 0 | Quinn, Brian | 5 | 1 | 0 |
| Agudelo, Juan | 8 | 0 | 2 | Harkes, John | 11 | 0 | 0 | Radosavljevic, Preki | 4 | 2 | 0 |
| Altidore, Jozy | 13 | 5 | 1 | Heaps, Jay | 4 | 0 | 0 | Ralston, Steve | 11 | 1 | 3 |
| Arriola, Paul | 10 | 2 | 1 | Hedges, Matt | 2 | 0 | 0 | Ramos, Tab | 8 | 0 | 1 |
| Alvarado, Ventura | 3 | 0 | 0 | Hejduk, Frankie | 21 | 1 | 1 | Razov, Ante | 3 | 1 | 1 |
| Armas, Chris | 14 | 1 | 1 | Henderson, Chris | 11 | 0 | 1 | Ream, Tim | 9 | 0 | 0 |
| Armstrong, Desmond | 9 | 0 | 0 | Holden, Stuart | 10 | 3 | 3 | Reyna, Claudio | 12 | 0 | 4 |
| Arnaud, Davy | 5 | 1 | 1 | Howard, Tim | 13 | 0 | 0 | Rimando, Nick | 5 | 0 | 0 |
| Balboa, Marcelo | 9 | 2 | 0 | Johannsson, Aron | 5 | 1 | 1 | Robles, Luis | 1 | 0 | 0 |
| Beasley, DaMarcus | 23 | 6 | 5 | Johnson, Eddie | 6 | 3 | 1 | Rogers, Robbie | 5 | 1 | 2 |
| Beckerman, Kyle | 16 | 1 | 2 | Johnson, Fabian | 6 | 0 | 1 | Roldan, Cristian | 5 | 0 | 0 |
| Bedoya, Alejandro | 14 | 0 | 6 | Johnson, Sean | 2 | 0 | 0 | Rowe, Kelyn | 2 | 1 | 1 |
| Beltran, Tony | 1 | 0 | 0 | Jones, Cobi | 20 | 2 | 1 | Sanneh, Tony | 2 | 0 | 0 |
| Berhalter, Gregg | 1 | 0 | 0 | Jones, Jermaine | 6 | 1 | 0 | Savage, Bruce | 1 | 0 | 0 |
| Besler, Matt | 7 | 0 | 0 | Keller, Kasey | 23 | 0 | 0 | Shea, Brek | 6 | 1 | 0 |
| Bocanegra, Carlos | 19 | 3 | 0 | Kinnear, Dominic | 6 | 0 | 0 | Simek, Frank | 3 | 0 | 0 |
| Bornstein, Jonathan | 1 | 0 | 0 | Kirovski, Jovan | 5 | 2 | 0 | Sorber, Mike | 1 | 0 | 0 |
| Boyd, Tyler | 4 | 2 | 0 | Kljestan, Sacha | 6 | 0 | 0 | Spector, Jonathan | 3 | 0 | 0 |
| Bradley, Michael | 25 | 3 | 7 | Kooiman, Cle | 5 | 1 | 0 | Steffen, Zack | 5 | 0 | 0 |
| Brooks, John | 4 | 0 | 0 | Lagos, Manny | 1 | 0 | 0 | Stewart, Earnie | 5 | 1 | 0 |
| Brown, C.J. | 3 | 0 | 0 | Lalas, Alexi | 12 | 1 | 3 | Torres, Jose | 5 | 0 | 0 |
| Burns, Mike | 8 | 0 | 0 | Lassiter, Roy | 3 | 0 | 0 | Trapp, Wil | 2 | 0 | 0 |
| Califf, Danny | 4 | 0 | 0 | Lewis, Eddie | 12 | 1 | 4 | Trittschuh, Steve | 1 | 0 | 0 |
| Caligiuri, Paul | 8 | 0 | 1 | Lewis, Jonathan | 1 | 0 | 0 | Twelman, Taylor | 6 | 1 | 1 |
| Cannon, Reggie | 4 | 0 | 0 | Lichaj, Eric | 6 | 1 | 1 | Vanney, Greg | 8 | 0 | 2 |
| Casey, Conor | 1 | 0 | 0 | Lima, Nick | 3 | 0 | 1 | Vermes, Peter | 6 | 2 | 0 |
| Castillo, Edgar | 1 | 0 | 1 | Llamosa, Carlos | 1 | 0 | 0 | Villafaña, Jorge | 4 | 0 | 0 |
| Chandler, Timmy | 4 | 0 | 1 | Long, Aaron | 5 | 2 | 0 | Wegerle, Roy | 9 | 1 | 2 |
| Cherundolo, Steve | 11 | 0 | 1 | Lovitz, Daniel | 3 | 0 | 0 | West, Brian | 2 | 0 | 0 |
| Ching, Brian | 9 | 2 | 1 | Maisonneuve, Brian | 1 | 0 | 0 | Williams, Richie | 4 | 0 | 0 |
| Clark, Colin | 1 | 0 | 0 | Mapp, Justin | 1 | 0 | 1 | Wolff, Josh | 9 | 2 | 0 |
| Clark, Ricardo | 4 | 0 | 0 | Marshall, Chad | 5 | 0 | 0 | Wondolowski, Chris | 11 | 5 | 1 |
| Clavijo, Fernando | 9 | 0 | 0 | Mastroeni, Pablo | 16 | 0 | 0 | Wynalda, Eric | 21 | 9 | 6 |
| Conrad, Jimmy | 8 | 0 | 0 | Mathis, Clint | 7 | 0 | 0 | Yedlin, DeAndre | 5 | 0 | 1 |
| Convey, Bobby | 4 | 1 | 0 | McBride, Brian | 14 | 8 | 3 | Zardes, Gyasi | 16 | 4 | 2 |
| Cooper, Kenny | 5 | 2 | 0 | McCarty, Dax | 5 | 0 | 0 | Zimmerman, Walker | 3 | 0 | 0 |
| Corona, Joe | 9 | 3 | 0 | McKennie, Weston | 5 | 2 | 1 | Zusi, Graham | 7 | 0 | 1 |
| Cronin, Sam | 2 | 0 | 0 | Meola, Tony | 10 | 0 | 0 | | | | |
| Cunningham, Jeff | 2 | 0 | 1 | Miazga, Matt | 4 | 1 | 0 | | | | |
| Davies, Charlie | 3 | 1 | 1 | Michallik, Janusz | 1 | 0 | 0 | | | | |
| Davis, Brad | 2 | 0 | 0 | Mihailovic, Djordje | 2 | 0 | 0 | | | | |
| DeMerit, Jay | 2 | 0 | 0 | Moore, Joe-Max | 10 | 2 | 1 | | | | |
| Dempsey, Clint | 24 | 13 | 5 | Morales, Alfredo | 1 | 0 | 0 | | | | |
| Diskerd, Mix | 8 | 1 | 0 | Morris, Jordan | 11 | 3 | 2 | | | | |
| Donovan, Landon | 34 | 18 | 14 | Morrow, Justin | 2 | 0 | 0 | | | | |
| Dooley, Thomas | 8 | 1 | 1 | Mulrooney, Richard | 4 | 0 | 0 | | | | |
| Doyle, John | 4 | 1 | 0 | Murray, Bruce | 5 | 2 | 1 | | | | |
| Dwyer, Dom | 2 | 1 | 0 | Nagbe, Darlington | 3 | 0 | 0 | | | | |
| Eck, Ted | 4 | 0 | 0 | Noonan, Pat | 3 | 0 | 0 | | | | |
| Edu, Maurice | 3 | 0 | 0 | O'Brien, John | 6 | 1 | 0 | | | | |
| Evans, Brad | 7 | 0 | 0 | Olsen, Ben | 7 | 0 | 0 | | | | |
| Feilhaber, Benny | 6 | 1 | 0 | Onyewu, Oguchi | 10 | 1 | 0 | | | | |
| Fraser, Robin | 2 | 0 | 0 | Orozco, Michael | 4 | 1 | 0 | | | | |
| Friedel, Brad | 5 | 0 | 0 | Parkhurst, Michael | 10 | 0 | 1 | | | | |
| Garza, Greg | 1 | 0 | 0 | Pause, Logan | 5 | 0 | 1 | | | | |
| Gibbs, Cory | 3 | 0 | 0 | Pearce, Heath | 5 | 0 | 1 | | | | |
| Gomez, Herculez | 2 | 0 | 0 | Perez, Hugo | 5 | 1 | 0 | | | | |
| Gonzalez, Omar | 11 | 3 | 0 | Perkins, Troy | 5 | 0 | 0 | | | | |
| Goodson, Clarence | 15 | 3 | 0 | Pontius, Chris | 3 | 0 | 0 | | | | |
| Gordon, Alan | 1 | 0 | 0 | Pope, Eddie | 8 | 0 | 0 | | | | |

LEADERS

Through 2019 Concacaf Gold Cup

CAPS

| | Name | Caps |
|-----|-------------------|------|
| 1. | Donovan, Landon | 34 |
| 2. | Bradley, Michael | 25 |
| 3. | Dempsey, Clint | 24 |
| | Beasley, DaMarcus | 23 |
| | Keller, Kasey | 23 |
| 6. | Hejduk, Frankie | 21 |
| | Wynalda, Eric | 21 |
| | Jones, Cobi | 20 |
| 9. | Bocanegra, Carlos | 19 |
| 10. | Mastroeni, Pablo | 16 |
| | Beckerman, Kyle | 16 |
| | Zardes, Gyasi | 16 |
| 13. | Agoos, Jeff | 15 |
| | Goodson, Clarence | 15 |
| 15. | Armas, Chris | 14 |
| | Bedoya, Alejandro | 14 |
| | McBride, Brian | 14 |

GOALS

| | Name | Goals |
|----|--------------------|-------|
| 1. | Donovan, Landon | 18 |
| 2. | Dempsey, Clint | 13 |
| 3. | Wynalda, Eric | 9 |
| 4. | McBride, Brian | 8 |
| 5. | Beasley, DaMarcus | 6 |
| 6. | Wondolowski, Chris | 5 |
| | Altidore, Jozy | 5 |
| 8. | Zardes, Gyasi | 4 |
| 9. | Bocanegra, Carlos | 3 |
| | Bradley, Michael | 3 |
| | Corona, Joe | 3 |
| | Goodson, Clarence | 3 |
| | Gonzalez, Omar | 3 |
| | Holden, Stuart | 3 |
| | Johnson, Eddie | 3 |
| | Morris, Jordan | 3 |
| | Pulisic, Christian | 3 |

ASSISTS

| | Name | Assists |
|----|-------------------|---------|
| 1. | Donovan, Landon | 14 |
| 2. | Bradley, Michael | 7 |
| 3. | Bedoya, Alejandro | 6 |
| | Wynalda, Eric | 6 |
| 5. | Beasley, DaMarcus | 5 |
| | Dempsey, Clint | 5 |
| 7. | Lewis, Eddie | 4 |
| | Reyna, Claudio | 4 |
| 9. | Holden, Stuart | 3 |
| | Lalas, Alexi | 3 |
| | McBride, Brian | 3 |
| | Ralston, Steve | 3 |

GOALKEEPERS

WINS

| | Name | Wins |
|----|---------------|------|
| 1. | Keller, Kasey | 17 |
| 2. | Howard, Tim | 11 |
| 3. | Rimando, Nick | 5 |
| 4. | Friedel, Brad | 4 |
| | Guzan, Brad | 4 |
| | Meola, Tony | 4 |
| | Perkins, Troy | 4 |
| | Steffen, Zack | 4 |

SHUTOUTS

| | Name | Shutouts |
|----|---------------|----------|
| 1. | Keller, Kasey | 14 |
| 2. | Howard, Tim | 8 |
| 3. | Friedel, Brad | 3 |
| | Meola, Tony | 3 |
| | Perkins, Troy | 3 |
| | Steffen, Zack | 3 |
| 7. | Guzan, Brad | 2 |

USMNT


MNT HISTORY

WORLD CUP HISTORY

PROGRAMS

COMPETITIONS

U.S. HISTORY & INFO



OLYMPIC HISTORY

HISTORY OF SOCCER PARTICIPATION

The first official men's Olympic soccer tournament dates back to the 1908 London Games, where Great Britain defeated Denmark to claim the first soccer gold medal. Since that time soccer has been part of every Olympic Games program, with the exception of the 1932 Los Angeles Games. The 1940 and 1944 Olympic Games were canceled completely due to the political tensions surrounding World War II.

The United States has competed in the men's Olympic competition 13 times, including five straight tournaments from 1984 to 2000. In addition, the U.S. qualified for – but did not compete in – the 1980 Moscow Games following a boycott by the U.S. Olympic Committee. The U.S. missed out on qualifying for the 2004 Athens Olympics, but returned in 2008 after finishing second at the CONCACAF qualifying event, which was held in the U.S.

Up until and including the 1988 Seoul Games, the Olympic soccer tournament was an unrestricted event, and thus the U.S. Olympic Soccer Team was essentially the U.S. National Team. However the tournament structure has changed since that time, and the restrictions on age and experience of players involved in Olympic competition has been under review by FIFA, which makes all tournament recommendations to the International Olympic Committee (IOC).

The 1992 Barcelona Games proved to be the turning point for the Olympic soccer tournament, which was competed as an Under-23 event for the first time. Host Spain captured the title at Barcelona's famed Nou Camp Stadium in front of 95,000 jubilant fans. Spain's progress in the tournament aided struggling attendances in 1992, which were far lower than expected. There is little doubt that the poor attendance in Spain played a role in the changes made for the 1996 Atlanta Games.

Not only did Atlanta '96 signify the first time women's soccer was included in the Olympic Program, but the men's tournament was adapted from its Under-23 format in 1992 to include three "overage" players. "Overage" players are either over 23 years of age or have previously played in an Olympic soccer tournament. Claudio Reyna (who was age eligible in 1996, but had competed for the U.S. in 1992), Kasey Keller and Alexi Lalas were the USA's overage players in 1996.

In 2000, veteran defenders Jeff Agoos and Frankie Hejduk, as well as goalkeeper Brad Friedel, were selected as the USA's overage players, helping the team on an unprecedented tournament run, which saw the U.S. advance to the medal round before falling in the semifinals to a strong Spain team.

For the 2008 Olympics in China, Brian McBride agreed to come out of international retirement and captained a team that included U-23 stars Sacha Kljestan and Freddy Adu, who had paced the U.S. through qualifying. After a 1-0 victory against Japan in the first game, the U.S. was minutes away from upsetting reigning European champions the Netherlands, but had to settle for a 2-2 tie after giving up a late free kick goal. In the third group game, eventual runner-up Nigeria took advantage of a third-minute red card to Michael Orozco and held on for a 2-1 win to send the U.S. home despite earning four points.

In 2012, the U.S. Men were eliminated in CONCACAF qualifying in March, dropping to third place in its group following a late El Salvador goal in the closing seconds of a 3-3 draw on March 26. The U.S. met a similar fate in 2016. Finishing third in CONCACAF, the team had to face South American power Colombia in a home-and-away playoff, which went the way of the Colombians.

The U.S. Women's National Team claimed the inaugural gold medal at the Atlanta Games with a 2-1 victory against China before 76,481 fans on Aug. 1, 1996, in Athens, Ga. The attendance mark, which at the time was the largest crowd to ever watch a women's athletic event, set the stage for the incredibly successful Women's World Cup hosted by the U.S. in 1999.

As they did in 1996, the U.S. Women had a strong run to the medal stand in 2000, winning the "Group of Death" that included China, Nigeria and Norway. In the gold medal match, a feisty Norwegian team refused to yield and eventually took home the title with a thrilling 3-2 overtime triumph.

The 2004 Games in Athens, Greece were a fitting end for a number of U.S. veterans, including Mia Hamm, Julie Foudy and Joy Fawcett, who went out of the sport as they came into it: as champions. The never-say-die team won both its semifinal and final matches in overtime, courtesy of a Heather O'Reilly strike against Germany and an Abby Wambach goal against Brazil to claim the gold.

Four years later, the U.S. came into the Olympics without Wambach, the team's top scorer who broke her leg in a preparation match. With Pia Sundhage leading the team into her first World Championship as head coach, a new class of players including Hope Solo, Carli Lloyd and surprise leading scorer Angela Hucles led the team to gold with a 1-0 victory over Brazil.

In 2012, the U.S. Women went undefeated at 6-0-0 for the first time at an Olympic tournament. The USA's run included a thrilling come-from-behind victory in the semifinal against Canada, with Alex Morgan scoring the game-winner in the 123rd minute for the latest goal ever scored in a FIFA competition. In the gold medal match, Lloyd scored both U.S. goals against Japan in front of more than 80,000 spectators at Wembley Stadium in London, and the USA became the first country – in both men's and women's soccer – to earn a fourth gold.

Fresh from winning the 2015 FIFA Women's World Cup, the U.S. WNT had its sights set on winning the Rio Olympics to become the first team to win both tournaments back to back. After a determined march through a tough group, the U.S. went out in the first knockout round on PKs to a decidedly defensive Sweden.

ALL-TIME OLYMPIC RESULTS MEN'S OLYMPIC SOCCER TOURNAMENT

| | | |
|-----------------------|--|---|
| 1924 - 1988 | U.S. National Team U.S. National Team | Olympic finals record: 2-10-4 Olympic qualifying record: 18-10-8 |
| 1992 - present | U-23 National Team U-23 National Team | Olympic finals record: 4-5-6 Olympic qualifying record: 21-7-6 |

Rio de Janeiro 2016 – Qualifying

| Date | Opponent | Result | U.S. Goals | Location | Attendance |
|----------------|-----------|--------|---|------------------------|------------|
| March 29, 2016 | Colombia+ | 1-2 L | own goal | Frisco, Texas | 7,998 |
| March 25, 2016 | Colombia+ | 1-1 T | Gil | Barranquilla, Colombia | – |
| Oct. 13, 2015 | Canada | 2-0 W | Pelosi, Kiesewetter | Sandy, Utah | 4,760 |
| Oct. 10, 2015 | Honduras | 0-2 L | – | Sandy, Utah | 2,633 |
| Oct. 6, 2015 | Panama | 4-0 W | own goal, Kiesewetter, Morris, Gil | Commerce City, Colo. | 3,313 |
| Oct. 3, 2015 | Cuba | 6-1 W | Kiesewetter (2), Carter-Vickers, Miazga, Hyndman, Hernandez | Kansas City Kan. | 3,755 |
| Oct. 1, 2015 | Canada | 3-1 W | Morris (2), Gil | Kansas City, Kan. | 3,827 |

+ Matches against Colombia were an intercontinental playoff
(continued on next page)

London 2012 – Qualifying

| Date | Opponent | Result | U.S. Goals | Location | Attendance |
|----------------|-------------|--------|---|------------------|------------|
| March 26, 2012 | El Salvador | 3-3 T | Terrence Boyd (2), Joe Corona | Nashville, Tenn. | 7,889 |
| March 24, 2012 | Canada | 0-2 L | – | Nashville, Tenn. | 10,578 |
| March 22, 2012 | Cuba | 6-0 W | Joe Corona (3), Juan Agudelo, own goal, Freddy Adu | Nashville, Tenn. | 4,269 |

Beijing 2008 – Finals

| Date | Opponent | Result | U.S. Goals | Location | Attendance |
|---------------|-------------|--------|----------------------------------|----------------|------------|
| Aug. 13, 2008 | Nigeria | 1-2 L | Sacha Kljestan | Beijing, China | 48,096 |
| Aug. 10, 2008 | Netherlands | 2-2 T | Jozy Altidore, Sacha Kljestan | Tianjin, China | 45,016 |
| Aug. 7, 2008 | Japan | 1-0 W | Stuart Holden | Tianjin, China | 37,177 |

Beijing 2008 – Qualifying

| Date | Opponent | Result | U.S. Goals | Location | Attendance |
|----------------|----------|--------|-----------------------------------|------------------|------------|
| March 23, 2008 | Honduras | 0-1 L | – | Nashville, Tenn. | 12,663 |
| March 20, 2008 | Canada | 3-0 W | Freddy Adu (2), Sacha Kljestan | Nashville, Tenn. | 13,201 |
| March 15, 2008 | Honduras | 1-0 W | Eddie Gaven | Tampa, Fla. | 10,974 |
| March 13, 2008 | Panama | 1-0 W | Freddy Adu | Tampa, Fla. | 3,855 |
| March 11, 2008 | Cuba | 1-1 T | Freddy Adu | Tampa, Fla. | 4,259 |

Athens 2004 – Qualifying

| Date | Opponent | Result | U.S. Goals | Location | Attendance |
|---------------|----------|----------------|---|---------------------|------------|
| Feb. 12, 2004 | Honduras | 1-1 T (2-4 pk) | Alecko Eskandarian | Guadalajara, Mexico | 45,000 |
| Feb. 10, 2004 | Mexico | 0-4 L | – | Guadalajara, Mexico | 60,000 |
| Feb. 7, 2004 | Honduras | 4-3 W | Alecko Eskandarian (3), Kyle Beckerman | Guadalajara, Mexico | 500 |
| Feb. 5, 2004 | Canada | 2-0 W | Bobby Convey (2) | Guadalajara, Mexico | 1,500 |
| Feb. 3, 2004 | Panama | 4-3 W | Bobby Convey (2), Brad Davis, Landon Donovan | Guadalajara, Mexico | 1,500 |

Sydney 2000 – Finals

| Date | Opponent | Result | U.S. Goals | Location | Attendance |
|----------------|----------------|----------------|---|----------------------|------------|
| Sept. 29, 2000 | Chile | 0-2 L * | – | Sydney, Australia | 26,381 |
| Sept. 26, 2000 | Spain | 1-3 L * | Pete Vagenas | Sydney, Australia | 39,800 |
| Sept. 23, 2000 | Japan | 2-2 T (5-4 pk) | Josh Wolff, Pete Vagenas | Adelaide, Australia | 18,345 |
| Sept. 19, 2000 | Kuwait | 3-1 W | Danny Califf, | Melbourne, Australia | 20,000 |
| Sept. 16, 2000 | Cameroon | 1-1 T | Pete Vagenas, Chris Albright, Landon Donovan | Canberra, Australia | 24,800 |
| Sept. 13, 2000 | Czech Republic | 2-2 T | Chris Albright, Josh Wolff | Canberra, Australia | 24,800 |

Sydney 2000 – Qualifying

| Date | Opponent | Result | U.S. Goals | Location | Attendance |
|----------------|-----------|--------|---|--------------|------------|
| April 30, 2000 | Honduras | 1-2 L | Josh Wolff | Hershey, Pa. | 12,126 |
| April 28, 2000 | Guatemala | 4-0 W | Landon Donovan (2), John O'Brien, Josh Wolff | Hershey, Pa. | 12,299 |
| April 25, 2000 | Canada | 0-0 T | – | Hershey, Pa. | 5,798 |
| April 21, 2000 | Honduras | 3-0 W | Chris Albright (2), John Thornington | Hershey, Pa. | 11,229 |

Atlanta 1996 – Finals

| Date | Opponent | Result | U.S. Goals | Location | Attendance |
|---------------|-----------|--------|--------------------------------------|------------------|------------|
| July 24, 1996 | Portugal | 1-1 T | Brian Maisonneuve | Washington, D.C. | 58,012 |
| July 22, 1996 | Tunisia | 2-0 W | Jovan Kirovski, Brian Maisonneuve | Birmingham, Ala. | 45,687 |
| July 20, 1996 | Argentina | 1-3 L | Claudio Reyna | Birmingham, Ala. | 83,183 |

(The U.S. automatically qualified as host country for the 1996 Olympics)

Barcelona 1992 - Finals

| Date | Opponent | Result | U.S. Goals | Location | Attendance |
|---------------|----------|--------|---|------------------|------------|
| July 29, 1992 | Poland | 2-2 T | Erik Imler, Steve Snow | Zaragoza, Spain | 3,000 |
| July 27, 1992 | Kuwait | 3-1 W | Dario Brose, Manny Lagos, Steve Snow | Zaragoza, Spain | 4,500 |
| July 24, 1992 | Italy | 1-2 L | Joe-Max Moore | Barcelona, Spain | 18,000 |

Barcelona 1992 - Qualifying

| Date | Opponent | Result | U.S. Goals | Location | Attendance |
|----------------|----------|--------|--|--------------------------|------------|
| May 17, 1992 | Canada | 1-2 L | Steve Snow | Saint John, Canada | 2,500 |
| May 10, 1992 | Canada | 3-1 W | Steve Snow (2), Claudio Reyna | Bloomington, Ind. | 6,582 |
| April 26, 1992 | Mexico | 3-0 W | Steve Snow (2), Chris Henderson | Bethlehem, Pa. | 13,927 |
| April 19, 1992 | Honduras | 4-3 W | Claudio Reyna, Alexi Lalas, Steve Snow, Dante Washington | San Pedro Sula, Honduras | 25,000 |
| April 5, 1992 | Honduras | 4-3 W | Steve Snow (3), Yari Alnutt | St. Louis, Mo. | 5,612 |
| March 25, 1992 | Mexico | 2-1 W | Chris Henderson, Mike Lapper | Mexico City, Mexico | 41,000 |
| Aug. 25, 1991 | Haiti | 2-0 W | Dante Washington, Joe-Max Moore | Port-au-Prince, Haiti | n/a |
| June 23, 1991 | Haiti | 8-0 W | Curt Onalfo (2), Alexi Lalas (2), Dante Washington (2), Claudio Reyna, Manny Lagos | Colorado Springs, Colo. | 2,198 |
| July 20, 1991 | Panama | 7-1 W | D.Washington (2), Steve Snow, Chris Henderson, Curt Onalfo (2), Dario Brose | Dublin, Ohio | 10,256 |
| July 14, 1991 | Panama | 1-1 T | Dante Washington | Panama City, Panama | 12,000 |

Seoul 1988 - Finals

| Date | Opponent | Result | U.S. Goals | Location | Attendance |
|----------------|----------------|--------|--------------------------|--------------------|------------|
| Sept. 22, 1988 | Soviet Union | 2-4 L | John Doyle, Brent Goulet | Taegu, South Korea | 20,000 |
| Sept. 20, 1988 | Korea Republic | 0-0 T | - | Pusan, South Korea | 22,000 |
| Sept. 18, 1988 | Argentina | 1-1 T | Mike Windischmann | Taegu, South Korea | 18,500 |

Seoul 1988 - Qualifying

| Date | Opponent | Result | U.S. Goals | Location | Attendance |
|----------------|-----------------|--------|---|--------------------------------|------------|
| May 25, 1988 | El Salvador | 4-1 W | Rick Davis, Brent Goulet (2), own goal | Indianapolis, Ind. | 9,520 |
| Oct. 18, 1987 | El Salvador | 4-2 W | Brent Goulet, Frank Klopas, Frank Klopas, Hugo Perez (2) | San Salvador, El Salvador | 45,000 |
| Sept. 20, 1987 | Trinidad & Tob. | 1-0 W | Hugo Perez | Port of Spain, Trinidad (est.) | 10,000 |
| Sept. 5, 1987 | Trinidad & Tob. | 4-1 W | John Stollmeyer, Brent Goulet (3) | St. Louis, Mo. | n/a |
| May 30, 1987 | Canada | 3-0 W | Paul Krumpke, Jim Gabarra | St. Louis, Mo. | n/a |
| May 23, 1987 | Canada | 0-2 L | - | Saint John, Canada | n/a |

Los Angeles 1984 - Finals

| Date | Opponent | Result | U.S. Goals | Location |
|---------------|------------|--------|-------------------------------|-------------------|
| Aug. 2, 1984 | Egypt | 1-1 T | own goal | Palo Alto, Calif. |
| July 31, 1984 | Italy | 0-1 L | - | Pasadena, Calif. |
| July 29, 1984 | Costa Rica | 3-0 W | Rick Davis (2), Jean Willrich | Palo Alto, Calif. |

(The U.S. automatically qualified as host country for the 1984 Olympics)

Moscow 1980 - Qualifying

| Date | Opponent | Result | U.S. Goals | Location |
|----------------|------------|---------|--|----------------------|
| April 2, 1980 | Suriname | 2-4 L | Njego Pesa, Juli Vee | Paramaribo, Suriname |
| March 25, 1980 | Costa Rica | 1-1 T | Don Ebert | Edwardsville, Ill. |
| March 20, 1980 | Costa Rica | 1-0 W | Don Ebert | San Jose, Costa Rica |
| March 16, 1980 | Suriname | 2-1 W | Joseph Morrone, Don Ebert | Orlando, Fla. |
| Dec. 12, 1979 | Bermuda | 5-0 W | Rick Davis, Louis Nachoff, George Nachoff, Greg Villa, own goal | Ft. Lauderdale, Fla. |
| Dec. 2, 1979 | Bermuda | 3-0 W | Angelo DiBernardo, Rick Davis, Njego Pesa | Hamilton, Bermuda |
| June 3, 1979 | Mexico | 2-0 W ^ | - | New York, N.Y. |
| May 23, 1979 | Mexico | 2-0 W ^ | - | Leon, Mexico |

Key: ^ forfeit

In 1979, the USA won its two qualification matches against Mexico by forfeit because Mexico illegally used professional players. The USA lost the actual matches 4-0 and 2-0.

(continued on next page)

Montreal 1976 - Qualifying

| Date | Opponent | Result | U.S. Goals | Location |
|----------------|----------|--------|-------------------------------|-----------------------|
| Aug. 28, 1975 | Mexico | 2-4 L | George Chapla, Telmo Pires | Wilmington, Del. |
| Aug. 25, 1975 | Mexico | 0-8 L | - | Toluca, Mexico |
| April 27, 1975 | Bermuda | 2-0 W | Chris Bahr (2) | San Francisco, Calif. |
| April 20, 1975 | Bermuda | 2-3 L | John Stremmlau, Len Salvemini | Hamilton, Bermuda |

Munich 1972 - Finals

| Date | Opponent | Result | U.S. Goals | Location |
|---------------|------------|--------|------------|--------------------------|
| Aug. 31, 1972 | W. Germany | 0-7 L | - | Munich, West Germany |
| Aug. 29, 1972 | Malaysia | 0-2 L | - | Ingolstadt, West Germany |
| Aug. 27, 1972 | Morocco | 0-0 T | - | Augsburg, West Germany |

Munich 1972 - Qualifying

| Date | Opponent | Result | U.S. Goals | Location |
|----------------|-------------|--------|--------------------------------------|---------------------------|
| May 14, 1972 | Jamaica | 2-1 W | John Carenza, Manny Hernandez | St. Louis, Mo. |
| May 10, 1972 | Mexico | 2-2 T | Mike Seerey (2) | San Francisco, Calif. |
| April 25, 1972 | Guatemala | 2-1 W | Mike Seerey (2) | Miami, Fla. |
| April 16, 1972 | Guatemala | 2-3 L | Joey Hamm, John Carenza | Guatemala City, Guatemala |
| Jan. 23, 1972 | Mexico | 1-1 T | John Carenza | Guadalajara, Mexico |
| Jan. 16, 1972 | Jamaica | 1-1 T | Archie Roboostoff | Kingston, Jamaica |
| Sept. 18, 1971 | El Salvador | 1-0 W | Al Trost | Kingston, Jamaica |
| Aug. 22, 1971 | Barbados | 3-1 W | Buzz Demling, Al Trost, John Carenza | Bridgetown, Barbados |
| Aug. 15, 1971 | El Salvador | 1-1 T | Manny Hernandez | San Salvador, El Salvador |
| July 25, 1971 | Barbados | 3-0 W | Steve Gay (3) | Miami, Fla. |
| July 18, 1971 | El Salvador | 1-1 T | John Carenza | Miami, Fla. |

Mexico City 1968 - Qualifying

| Date | Opponent | Result | U.S. Goals | Location |
|--------------|----------|--------|---------------|-------------------|
| May 27, 1967 | Bermuda | 0-1 L | - | Chicago, Ill. |
| May 21, 1967 | Bermuda | 1-1 T | Janos Benedek | Hamilton, Bermuda |

Tokyo 1964 - Qualifying

| Date | Opponent | Result | U.S. Goals | Location |
|----------------|----------|--------|----------------------------------|---------------------|
| March 20, 1964 | Mexico | 1-2 L | Carl Gentile | Mexico City, Mexico |
| March 18, 1964 | Panama | 4-2 W | Wolfgang Wostl, Carl Gentile (3) | Mexico City, Mexico |
| March 16, 1964 | Suriname | 0-1 L | - | Mexico City, Mexico |

Rome 1960 - Qualifying

| Date | Opponent | Result | U.S. Goals | Location |
|---------------|----------|--------|--------------|---------------------|
| Nov. 22, 1959 | Mexico | 1-1 T | Eddie Murphy | Los Angeles, Calif. |
| Oct. 8, 1959 | Mexico | 0-2 L | - | Mexico City, Mexico |

Melbourne 1956 - Finals

| Date | Opponent | Result | U.S. Goals | Location |
|---------------|------------|--------|-------------|----------------------|
| Nov. 28, 1956 | Yugoslavia | 1-9 L | Al Zerhusen | Melbourne, Australia |

Helsinki 1952 - Finals

| Date | Opponent | Result | U.S. Goals | Location |
|---------------|----------|--------|------------|------------------|
| July 16, 1952 | Italy | 0-8 L | - | Tampere, Finland |

London 1948 - Finals

| Date | Opponent | Result | U.S. Goals | Location |
|--------------|----------|--------|------------|-----------------|
| Aug. 2, 1948 | Italy | 0-9 L | - | London, England |

Berlin 1936 - Finals

| Date | Opponent | Result | U.S. Goals | Location |
|--------------|----------|--------|------------|-----------------|
| Aug. 3, 1936 | Italy | 0-1 L | - | Berlin, Germany |

Amsterdam 1928 - Finals

| Date | Opponent | Result | U.S. Goals | Location |
|--------------|-----------|--------|------------------------------|--------------------|
| May 30, 1928 | Argentina | 2-11 L | Rudolf Kunter, Henry Carroll | Amsterdam, Holland |

Paris 1924 - Finals

| Date | Opponent | Result | U.S. Goals | Location |
|--------------|----------|--------|--------------|---------------|
| May 29, 1924 | Uruguay | 0-3 L | - | Paris, France |
| May 25, 1924 | Estonia | 1-0 W | A.J. Straden | Paris, France |

* 2000 Olympic Men's Soccer Tournament Medal Round



USMNT

MNT HISTORY

WORLD CUP HISTORY

PROGRAMS

COMPETITIONS

U.S. HISTORY & INFO

All-Time Olympic Results and Lineups

| Key: | | March 29, 2016 | | March 25, 2016 | | Oct. 13, 2015 | | Oct. 10, 2015 | | Oct. 6, 2015 | |
|---------------------------------|--|--|--|---------------------------------------|--|-----------------------------------|--|-----------------------------------|--|---|--|
| + Olympic Qualifying | | vs. Colombia (og) * | | vs. Colombia * | | vs. Canada + | | vs. Honduras + | | vs. Panama + | |
| ++ Olympic Games | | Frisco, Texas: 1-2 | | at Barranquilla, Colombia: 1-1 | | vs. Sandy, Utah.: 2-0 | | @ Sandy, Utah.: 0-2 | | @ Commerce City, Colo.: 4-0 (og) | |
| * Intercontinental Playoff | | Horvath | | Horvath (Cropper) | | Horvath | | Horvath | | Horvath | |
| | | Acosta | | Acosta | | Polster | | Okwuonu (Ariyibi) | | Okwuonu | |
| | | Miazga | | Miazga | | Miazga | | Miazga | | Packwood | |
| | | Parker | | Parker | | Carter-Vickers | | Carter-Vickers | | Carter-Vickers | |
| | | Payne (Gil) | | E. Miller | | Pelosi-1 | | Serna | | Serna | |
| | | Trapp | | Trapp | | Kiesewetter-1 (Okwuonu) | | Polster | | Polster (Hyndman) | |
| | | Hyndman | | Polster | | Alashe | | Hyndman (Alashe) | | Gil-1 (c) | |
| | | Ariola (Kiesewetter) | | Hyndman | | Trapp (c) | | Trapp (c) | | Zelalem (Morris-1) | |
| | | Polster | | Gil-1 (Alashe) | | Serna (Gil) | | Kiesewetter | | Tall (Kiesewetter-1) | |
| | | Morris (Shelton) | | Rodriguez (Kiesewetter) | | Hernandez (Hyndman) | | Gil (Hernandez) | | Hernandez | |
| | | Rodriguez | | Morris | | Morris | | Morris | | Ariyibi | |
| Oct. 3, 2015 | | Oct. 1, 2015 | | March 26, 2012 | | March 24, 2012 | | March 22, 2012 | | Aug. 13, 2008 | |
| vs. Cuba + | | vs. Canada + | | vs. El Salvador + | | vs. Canada + | | vs. Cuba + (og) | | vs. Nigeria ++ | |
| @ Kansas City, Kan.: 6-1 | | @ Kansas City, Kan.: 3-1 | | @ Nashville, Tenn.: 3-3 | | @ Nashville, Tenn.: 0-2 | | @ Nashville, Tenn.: 6-0 | | @ Beijing, China: 1-2 | |
| Steffen | | Steffen | | Hamid (S. Johnson) | | Hamid | | Hamid | | Guzan | |
| Polster (Ariyibi) | | Polster | | Sarkodie | | Valentin | | Sarkodie | | Wynne | |
| Miazga-1 | | Miazga | | Opara | | Opara | | Opara | | Edu | |
| Carter-Vickers-1 | | Carter-Vickers | | Kitchen | | Kitchen | | Kitchen | | Parkhurst | |
| Okwuonu | | Serna | | Villafaña | | Villafaña | | Valentin | | Valentin | |
| Gil | | Alashe (Okwuonu) | | Okugo | | Jeffrey (Okugo) | | Jeffrey (Okugo) | | Rogers | |
| Trapp (c) | | Trapp (c) | | Diskerud | | Diskerud | | Diskerud | | Holden (Davies) | |
| Pelosi | | Zelalem (Pelosi) | | Corona-1 (Stephens) | | Corona (Gyau) | | Corona-3 | | Kjestaan-1 | |
| Hyndman-1 | | Hyndman (Gil-1) | | Adu (c) (Gyau) | | Adu (c) | | Adu-1 (c) | | Szetela (McCarty) | |
| Kiesewetter-2 (Tall) | | Kiesewetter | | Boy-2 | | Bunbury (Boyd) | | Agudelo-1 (Bunbury) | | McBride (c) | |
| Morris (Hernandez-1) | | Morris-2 | | Shea | | Shea | | Shea (Gyau) | | Altdore (Feilhaber) | |
| Aug. 10, 2008 | | Aug. 7, 2008 | | March 23, 2008 | | March 20, 2008 | | March 15, 2008 | | March 13, 2008 | |
| vs. Netherlands ++ | | vs. Japan ++ | | vs. Honduras + | | vs. Canada + | | vs. Honduras + | | vs. Honduras + | |
| @ Tianjin, China: 2-2 | | @ Tianjin, China: 1-0 | | @ Nashville, Tenn.: 0-1 | | @ Nashville, Tenn.: 3-0 | | @ Tampa, Fla.: 1-0 | | @ Tampa, Fla.: 1-0 | |
| Guzan | | Guzan | | Cervi | | Cervi | | Cervi | | Cervi | |
| Wynne | | Wynne | | Hill | | Wynne | | Hill | | Wynne | |
| Edu | | Edu | | Orozco Fiscal | | Orozco Fiscal | | Orozco Fiscal | | Orozco Fiscal | |
| Parkhurst | | Parkhurst | | Freeman (Edu) | | Spector | | Freeman | | Sturgis | |
| Orozco Fiscal | | Orozco Fiscal | | Holden (Wynne) | | Sturgis | | Zizzo (Davies) | | Holden (Edu (c)) | |
| Holden | | Holden-1 (Feilhaber) | | Kjestaan (c) | | Kjestaan-1 (Findley) | | Holden | | Holden | |
| Bradley | | Bradley | | Sturgis | | McCarty | | Kjestaan (c) (McCarty) | | McCarty | |
| Kjestaan-1 | | Kjestaan | | Gaven | | Holden | | Gaven-1 | | Kjestaan | |
| Rogers (Altdore-1) | | Rogers (Szetela) | | Adu-2 (Gaven) | | Adu-2 (Gaven) | | Barrett | | Gaven (Zizzo) | |
| Adu (Feilhaber) | | Adu | | Altdore (Altdore) | | Altdore (Davies) | | Findley | | Adu-1 (Findley) | |
| McBride (c) | | McBride (c) (Altdore) | | Findley | | Altdore (Davies) | | Findley | | Altdore (Davies) | |
| March 11, 2008 | | Feb. 12, 2004 | | Feb. 10, 2004 | | Feb. 7, 2004 | | Feb. 5, 2004 | | Feb. 3, 2004 | |
| vs. Cuba + | | vs. Honduras + | | vs. Mexico + | | vs. Honduras + | | vs. Canada + | | vs. Panama + | |
| @ Tampa, Fla.: 1-1 | | @ Guadalajara, Mex.: 1-1 (2-4 pk) | | @ Guadalajara, Mexico: 0-4 | | @ Guadalajara, Mexico: 4-3 | | @ Guadalajara, Mexico: 2-0 | | @ Guadalajara, Mexico: 4-3 | |
| Seitz | | Warren | | Countess | | Warren | | Countess | | Countess | |
| Ianni | | Wingert (Marshall) | | Wingert (Beckerman) | | Wingert | | Wingert | | Whitbread (Burciaga) | |
| Sturgis | | Burciaga | | Marshall | | Burciaga | | Marshall | | Marshall | |
| Freeman | | Stokes | | Borchers | | Borchers | | Borchers | | Borchers | |
| Hill | | Pause (c) | | Lewis | | Lewis | | Lewis | | Wingert | |
| Davies (Barrett) | | Beckerman | | Pause | | Beckerman-1 (c) (Pause) | | Beckerman | | Beckerman | |
| McCarty | | Carroll | | Beasley | | Carroll | | Beasley | | Beasley | |
| Edu (c) | | Davis | | Davis (Gaven) | | Lewis | | Carroll | | Davis-1 (Pause) | |
| Findley (Gaven) | | Gaven | | Convey | | Gaven | | Convey-2 (Davis) | | Convey-2 | |
| Adu-1 | | Testo (Johnson) | | Donovan (c) | | Testo (Johnson) | | Donovan (c) (Testo) | | Donovan-1 (c) | |
| Altdore (Kjestaan) | | Eskandarian-1 | | Johnson (Eskandarian) | | Eskandarian-3 | | Johnson (Gaven) | | Eskandarian (Johnson) | |
| Sept. 29, 2000 | | Sept. 26, 2000 | | Sept. 23, 2000 | | Sept. 19, 2000 | | Sept. 16, 2000 | | Sept. 13, 2000 | |
| vs. Chile ++ | | vs. Spain ++ | | vs. Japan ++ (5-4 pk) | | vs. Kuwait ++ | | vs. Cameroon ++ | | vs. Czech Republic ++ | |
| @ Sydney: 0-2 | | @ Sydney: 1-3 | | @ Adelaide: 2-2 | | @ Melbourne: 3-1 | | @ Canberra: 1-1 | | @ Canberra: 2-2 | |
| Friedel | | Friedel | | Friedel | | Friedel | | Friedel | | Friedel | |
| Agoos | | Agoos | | Agoos | | Agoos | | Agoos | | Agoos | |
| Dunseth (c) | | McCarty (c) | | McCarty (c) | | McCarty (c) | | McCarty (c) | | McCarty (c) | |
| Califf (Donovan) | | Califf | | Califf | | Califf-1 | | Califf | | Califf | |
| Hejduk | | Hejduk | | Hejduk | | Hejduk | | Hejduk | | Hejduk | |
| O'Brien | | O'Brien | | O'Brien (Whitfield) | | O'Brien | | O'Brien | | O'Brien | |
| Vagenas | | Vagenas-1 | | Vagenas-1 | | Vagenas | | Vagenas-1 | | Vagenas | |
| Albright (Victorine) | | Albright (Victorine) | | Albright (Victorine) | | Albright-1 | | Albright | | Albright-1 (Corrales) | |
| Olsen | | Corrales (Donovan) | | Olsen (Donovan) | | Olsen (DiGiamarino) | | Olsen | | Olsen | |
| Casey | | Casey | | Casey | | Casey (Donovan-1) | | Casey | | Casey | |
| Wolff | | Wolff | | Wolff-1 | | Wolff | | Wolff | | Wolff-1 | |
| April 30, 2000 | | April 28, 2000 | | April 25, 2000 | | April 21, 2000 | | July 24, 1996 | | July 22, 1996 | |
| vs. Honduras + | | vs. Guatemala + | | vs. Canada + | | vs. Honduras + | | vs. Portugal ++ | | vs. Tunisia ++ | |
| @ Hershey, Pa.: 1-2 | | @ Hershey, Pa.: 4-0 | | @ Hershey, Pa.: 0-0 | | @ Hershey, Pa.: 3-0 | | @ Washington, D.C.: 1-1 | | @ Birmingham: 2-0 | |
| Howard | | A. Brown | | Cherundolo | | Cherundolo | | A. Keller | | Keller | |
| Cherundolo | | Cherundolo | | Cherundolo | | Cherundolo | | Pope | | Pope | |
| Califf | | Califf | | Dunseth (c) | | Dunseth (c) | | Lalas | | Lalas | |
| McCarty (c) | | McCarty (c) | | McCarty (Califf) | | McCarty | | Peay (Pollard) | | Peay | |
| Corrales (Denton) | | Corrales (Denton) | | Corrales | | Corrales | | Hejduk | | Hejduk | |
| O'Brien | | O'Brien-1 | | O'Brien | | O'Brien | | Maisonneuve-1 (McKeon) | | Maisonneuve-1 | |
| Beasley | | Donovan-2 | | Thorrington | | Boasley (Thorrington-1) | | Reyna | | Reyna | |
| Thorrington (Olsen) | | Olsen | | Olsen | | Olsen | | Silvera (Wood) | | Silvera | |
| Vagenas | | Vagenas (Winters) | | Casey | | Casey (Wolff) | | Joseph | | Joseph | |
| Wolff-1 | | Albright (Wolff) | | Albright (Wolff) | | Albright-2 | | Baba | | Baba | |
| Donovan (Albright) | | Albright | | Albright (Wolff) | | Albright-2 | | Kirovski | | Kirovski-1 (Wood) | |
| July 20, 1996 | | July 29, 1992 | | July 27, 1992 | | July 24, 1992 | | May 17, 1992 | | May 10, 1992 | |
| vs. Argentina ++ | | vs. Poland ++ | | vs. Kuwait ++ | | vs. Italy ++ | | vs. Canada + | | vs. Canada + | |
| @ Birmingham: 1-3 | | @ Zaragoza: 2-2 | | @ Zaragoza: 3-1 | | @ Barcelona: 1-2 | | @ Saint John: 1-2 | | @ Bloomington: 3-1 | |
| Keller | | Friedel | | Friedel | | Friedel | | Friedel | | Friedel | |
| Pope | | Onalfo | | Onalfo | | Rast | | Imler | | Imler | |
| Lalas | | Lalas (Moore) | | Lalas | | Dayak (Moore-1) | | Huwiler | | Harty | |
| Peay (Vargas) | | Lapper | | Lapper | | Lapper | | Lalas | | Lapper | |
| Hejduk | | Imier-1 | | Burns | | Imler | | Dayak | | Lalas | |
| Maisonneuve | | Huwiler | | Huwiler | | Huwiler | | Allnutt-1 | | Huwiler | |
| Reyna | | Allnutt | | Brose-1 (Lagos-1) | | Burns | | Moore | | Burns | |
| Silvera (McKeon) | | Reyna | | Moore | | Reyna | | Reyna | | Reyna-1 (Moore) | |
| Baba | | Burns | | Jones (Allnutt) | | Allnutt | | Reyna | | Jones (Allnutt) | |
| Kirovski | | Lagos (Jones) | | Reyna | | Jones | | Washington (Harty) | | Snow-2 | |
| Wood (Joseph) | | Snow-1 | | Snow-1 | | Washington | | Snow | | Henderson | |

OLYMPIC HISTORY

245

USMNT

MNT HISTORY

WORLD CUP HISTORY

PROGRAMS

COMPETITIONS

U.S. HISTORY & INFO

April 26, 1992
vs. Mexico +
@ Bethlehem: 3-0
Friedel
Rast
Lalas
Lapper
Huwiler (Moore)
Imler
Burns
Henderson-1
Reyna
Jones
Snow-2

April 19, 1992
vs. Honduras +
@ San Pedro Sula: 4-3
Friedel
Rast
Lalas-1
Burns
Imler
Allnutt
Reyna-1 (Moore)
Huwiler (Jones)
Henderson
Snow-1
Washington-1

April 5, 1992
vs. Honduras +
@ St. Louis, 4-3
Friedel
Rast
Lapper
Imler
Burns
Allnutt-1
Henderson
Reyna
Jones (Lalas)
Snow-3
Washington (Brose)

March 25, 1992
vs. Mexico +
@ Mexico City: 2-1
Friedel
Rast
Lalas
Lapper-1
Imler
Burns
Henderson-1
Reyna
Jones (Allnutt)
Washington
Snow

Aug. 25, 1991
vs. Haiti +
@ Port-au-Prince: 2-0
Friedel
Imler
Rast
Lapper
Harty (Allnutt)
Jones
Burns
Onalfo
Moore-1 (Jaguande)
Washington-1
Snow

July 20, 1991
vs. Panama +
@ Dublin: 7-1
Friedel
Imler
Lalas
Burns
Dayak
Henderson-1 (Rast)
Allnutt
Onalfo-2
Brose-1
Washington-2
Snow-1 (Reyna)

July 14, 1991
vs. Panama +
@ Panama City: 1-1
Friedel
Imler
Dayak
Lapper
Lalas
Hardy
Henderson
Onalfo (Reyna)
Burns (Lagos)
Brose
Washington-1

June 23, 1991
vs. Haiti +
@ Colorado Springs: 8-0
Friedel
Dayak
Huwiler
Lalas-2
Lapper
Harty
Onalfo-2
Brose
Burns
Reyna-1 (Lagos-1)
Washington-2

Sept. 22, 1988
vs. Soviet Union ++
@ Taegu, S. Korea: 2-4
Vanole
Doyle-1
Crow
Caligiuri
Krumpe (Armstrong)
R. Davis
Stollmeyer (Goulet-1)
Bliss
B. Murray
Klopas
Vernes

Sept. 20, 1988
vs. Korea Republic ++
@ Pusan: 0-0
Vanole
Armstrong
Crown
Caligiuri
Krumpe
R. Davis
Ramos (Doyle)
Bliss
Harkes (Stollmeyer)
Goulet
Klopas

Sept. 18, 1988
vs. Argentina ++
@ Taegu, S. Korea: 1-1
Vanole
Armstrong
Crown
Caligiuri
Krumpe
R. Davis
Ramos (Harkes)
Bliss
B. Murray
Goulet (Windischmann-1)
Vernes

May 25, 1988
vs. El Salvador + (og)
@ Indianapolis, Ind.: 4-1
Vanole
Indiano
Diffiey
Trittschuh
Krumpe
Doyle
R. Davis-1
Ramos (Borja)
B. Murray
Goulet-2
Gabarra
Vernes

Oct. 18, 1987
vs. El Salvador +
@ San Salvador: 4-2
Vanole
Doyle
Trittschuh
Windischmann
Crown
R. Davis
Krumpe
Bliss
Goulet-1 (J. Kerr)
Perez-2
Klopas-1 (Eichmann)

Sept. 20, 1987
vs. Trinidad & Tobago +
@ Port of Spain: 1-0
Vanole
Doyle
Trittschuh
Windischmann
Crown
Stollmeyer (R. Davis)
Kain
Krumpe
Bliss
Goulet
Perez-1 (Eichmann)
Gabarra

Sept. 5, 1987
vs. Trinidad & Tobago +
@ St. Louis: 4-1
Vanole
Banks
Trittschuh
Windischmann
Crown
Stollmeyer-1
Kain
Bliss (R. Davis)
Goulet-3
Perez
Klopas (Hantak)

May 30, 1987
vs. Canada +
@ St. Louis: 3-0
Vanole
Krumpe-2
Trittschuh
Windischmann
Doyle
Bliss
Borja (Eichmann)
Harkes
Gabarra-1
Goulet
B. Murray

May 23, 1987
vs. Canada +
@ St. John: 0-2
Vanole
Krumpe
Trittschuh
Windischmann
Bliss
Caligiuri
Eichmann (B. Murray)
Harkes
Gabarra
Goulet
Gjonbalaj (Klopas)

Aug. 2, 1984
vs. Egypt ++ (og)
@ Palo Alto, Calif.: 1-1
Bric
Savage
G. Thompson
Crown
Kapp
Durgan (Perez)
Fox
A. DiBernardo
Borja
R. Davis
Moyers

July 31, 1984
vs. Italy ++
@ Pasadena, Calif.: 0-1
Bric
Savage
G. Thompson
A. DiBernardo
Kapp (Hooker)
Borja
Moyers
R. Davis
Perez
Crow (Fox)
Willrich

July 29, 1984
vs. Costa Rica ++
@ Palo Alto, Calif.: 3-0
Bric
Savage
G. Thompson
Kapp
Crow
Borja (Hooker)
A. DiBernardo
R. Davis-2
Perez (Fox)
Willrich-1
Moyers

April 2, 1980
vs. Suriname +
@ Paramaribo: 2-4
Lignos
Hayes
Salvemini
Van der Beck
Vigliotti
Pesa-1
Villa
Ebert
Vece-1

March 25, 1980
vs. Costa Rica +
@ Edwardsville: 1-1
Coffee
J. Clarke
Keough
Lawson
Bellingier
Van der Beck
Morrone
A. DiBernardo
L. Nanchoff
Ebert-1
Villa

March 20, 1980
vs. Costa Rica +
@ San Jose: 1-0
Coffee
J. Clarke
McKeon
T. Keough
Bellingier
Van der Beck
Morrone
A. DiBernardo
L. Nanchoff
Ebert-1
Villa

March 16, 1980
vs. Suriname +
@ Orlando, Fla.: 2-1
Coffee
J. Clarke
McKeon
T. Keough
Bellingier
Van der Beck
Morrone-1
A. DiBernardo
L. Nanchoff
Ebert-1
Villa

Dec. 12, 1979
vs. Bermuda + (og)
@ Ft. Lauderdale: 5-0 (og)
Coffee
Makowski
T. Keough
McKeon
Bellingier
Van der Beck
R. Davis-1
Hulcer
L. Nanchoff-1 (G. Nanchoff-1)
Pesa
Villa-1

Dec. 2, 1979
vs. Bermuda +
@ Hamilton: 3-0
Coffee
Makowski
T. Keough
McKeon
Bellingier
Hulcer
A. DiBernardo-1
R. Davis-1
Pesa-1
L. Nanchoff
Villa

June 3, 1979
vs. Mexico +
@ New York: 2-0 (forfeit)
Bric
Crudo
J. Clarke
T. Keough
Makowski
Leeper
Van der Beck
DiBernardo (MacWilliams)
Villa
Ebert (Hayes)
Stamatis

May 23, 1979
vs. Mexico +
@ Leon: 2-0 (forfeit)
Bric
J. Clarke
Morrone
G. Nanchoff
Makowski
Van der Beck
R. Davis
Hulcer
Villa (L. Nanchoff)
Ebert
MacWilliams (Leeper)

Aug. 28, 1975
vs. Mexico +
@ Wilmington: 2-4
Kuykendall
J. Clarke
Chapla-1
Pires-1
Myernick (O'sullivan)
Salvemini
Garibay
Welsh
Wit
Formoso
Stremiau

Aug. 25, 1975
vs. Mexico +
@ Toluca: 0-8
St. Clair
Zylker
Myernick (Welsh)
Chapla
Hudson
J. Clarke
Stremiau
Salvemini
Wit
Pires (Garibay)
Formoso

April 27, 1975
vs. Bermuda + (og)
@ San Francisco: 2-0
St. Clair
Zylker
Myernick
Hudson
Pires
Garibay
Stremiau
Ch. Bahr-2
Wit
Salvemini
Welsh

April 20, 1975
vs. Bermuda +
@ Hamilton: 2-3
Kuykendall
Zylker
Myernick
Hudson
Pires
Garibay
Welsh
Stremiau-1
Wit
Salvemini-1
Formoso

Aug. 31, 1972
vs. West Germany ++
@ Munich: 0-7
Messing
Ca. Bahr
Zajia
Hamm
Stemke
Stam
Roboostoff
Trost
Gay (Zylker)
Demling
Flater (Margulis)

Aug. 29, 1972
vs. Malaysia ++
@ Ingolstadt: 0-2
Ivanow
Ca. Bahr
Bocwinski
Demling (Hamm)
Stemke
Stam
Roboostoff
Seery
Carenza (Gay)
Hernandez
H. Salcedo

Aug. 27, 1972
vs. Morocco ++
@ Augsburg: 0-0
Ivanow
Ca. Bahr
Bocwinski
Demling (Trost)
Stemke
Stam
Roboostoff
Seery
Carenza
Hernandez
H. Salcedo

May 14, 1972
vs. Jamaica +
@ St. Louis: 2-1
Ivanow
Ca. Bahr
Bocwinski
Hamm
Stemke
Stam
Roboostoff
Seery
Carenza-1
Demling
Hernandez-1

May 10, 1972
vs. Mexico +
@ San Francisco: 2-2
Messing
Ca. Bahr
Bocwinski
Demling
Stemke
Stam
Gay
Seery-2
Carenza
Hamm
Hernandez

April 25, 1972
vs. Guatemala +
@ Miami: 2-1
Ivanow
Ca. Bahr
Bocwinski
Hamm
Stemke
Stam
Flater
Seery-2
Carenza
Demling
Gay

April 16, 1972
vs. Guatemala +
@ Guatemala City: 2-3
Messing
Ca. Bahr
Bocwinski
Trost (Hamm-1)
Stemke
Stam
Roboostoff
Seery
Carenza-1
Demling
Hernandez

Jan. 23, 1972
vs. Mexico +
@ Guadalajara: 1-1
Messing
Ca. Bahr
Bocwinski
Trost
Stemke
Stam
Roboostoff
Seery
Carenza-1
Demling
Hernandez

Jan. 16, 1972
vs. Jamaica +
@ Kingston: 1-1
Messing
Ca. Bahr
Bocwinski
Trost
Stemke
Stam
Roboostoff-1
Seery
Carenza
Demling
Hernandez

Sept. 18, 1971
vs. El Salvador + (6-5 Pks)
@ Kingston, Jamaica: 1-1
Messing
Ca. Bahr
Bocwinski
Demling
Stemke
Stam
Roboostoff
Trost-1
Carenza
Zajia
Hernandez

| | | | | | | |
|--|---|--|--|--|--|--|
| Aug. 22, 1971 vs. Barbados + @ Bridgetown: 3-1 Messing Ca. Bahr Bocwinski Stam Stemke Demling-1 Gay Trost-1 Carenza-1 H. Salcedo Hernandez | Aug. 15, 1971 vs. El Salvador + @ San Salvador: 1-1 Messing Ca. Bahr Bocwinski Stam Stemke Demling Zyker Trost Carenza H. Salcedo Hernandez-1 | July 25, 1971 vs. Barbados + @ Miami: 3-0 Messing Zaja (Woolfe) Bocwinski Stam Stemke Demling Gay-3 Trost Carenza H. Salcedo Zyker (Hernandez) | July 18, 1971 vs. El Salvador + @ Miami: 1-1 Messing Zyker Bocwinski Demling Stemke Stam Blake Trost Carenza-1 Margulis Hernandez | May 27, 1967 vs. Bermuda + @ Chicago: 0-1 Ivanow Stam Watson Stam Stemke Gansler Ficken Tuchscherer Brand Kinealy Robostoff Benedek | May 21, 1967 vs. Bermuda + @ Hamilton: 1-1 DeLong (Ivanow) Watson Stam Kralj Gansler Stemke Benedek-1 Robostoff Getzinger (Kinealy) Ficken Tuchscherer | March 20, 1964 vs. Mexico + @ Mexico City: 1-2 DeLong Krasij Gansler Eppy Watson Bachmeier Westl Schweinert P. McBride Gentile-1 DeFort |
| March 18, 1964 vs. Panama + @ Mexico City: 4-2 DeLong Krasij Watson Zucker Bachmeier Westl-1 Eppy Gatzinger P. McBride Gentile-3 Wolanow Schweinert | March 16, 1964 vs. Suriname + @ Mexico City: 0-1 DeLong Watson Bachmeier Westl Eppy Getzinger DeFort Wolanow P. McBride Hausmann | Nov. 22, 1959 vs. Mexico + @ Los Angeles: 1-1 Otobinn Wecke Specs Snylyk Ruscheinski Ely Cook Gangler Guild E. Murphy-1 Looby Zerhusen | Oct. 8, 1959 vs. Mexico + @ Mexico City: 0-2 Otobinn Wecke Specs Snylyk Ruscheinski Ely Cook Grabowski Mendoza Ganger Zerhusen | Nov. 28, 1956 vs. Yugoslavia ++ @ Melbourne, Australia: 1-9 Engedal Wecke Conterio Snylyk H. Keough Dorian E. Murphy Mendoza Zerhusen-1 Looby Monsen | July 16, 1952 vs. Italy ++ @ Tampere, Finland: 0-8 Burkhardt Schaller H. Keough Sheppell Colombo McHugh Monsen J. Souza Surock Mendoza Cook | Aug. 2, 1948 vs. Italy ++ @ London, England: 0-9 Strimel Rego Costa M. Martin Sheppell Ferreira W. Bahr Beckman J. Souza Bertani McLaughlin E. Souza |
| Aug. 3, 1936 vs. Italy ++ @ Berlin, Germany: 0-1 Bartkus Greinert Zbilowski Crockett Pietras Altemose Gajda Nemchick Lutkeffedder Fiedler Ryan | May 30, 1928 vs. Argentina ++ @ Amsterdam: 2-11 A. Cooper Duffy H. Smith Ryan Lyons Aitken Findlay Deal Kuntner-1 Carroll-1 Gallagher | May 29, 1924 vs. Uruguay ++ @ Paris: 0-3 Douglas I. Davis O'Connor Ryan Hornberger F. Jones Findlay Wells Straden Farrell Dalrymple | May 25, 1924 vs. Estonia ++ @ Paris: 1-0 Douglas I. Davis Rudd F. Jones Hornberger O'Connor Findlay Brix Straden-1 Farrell Dalrymple | | | |

All-Time U.S. Olympic Soccer Appearances

1924-1956: Full U.S. National Team (games also count as full international caps)

1960-1988: Full U.S. National Team (games do not count as full international caps)

1992-present: Under-23 National Team (plus overage player stipulations)

| Player | Caps | Goals | Era | Player | Caps | Goals | Era | Player | Caps | Goals | Era |
|-----------------------|------|-------|---------|-------------------------|------|-------|---------|---------------------|------|-------|---------|
| Acosta, Kellyn | 2 | 0 | 2016 | Briz, Aage | 1 | 0 | 1924 | Dayak, Troy | 5 | 0 | 1991-92 |
| Adu, Freddy | 8 | 5 | 2008-12 | Brose, Dario | 5 | 2 | 1991-92 | Deal, John | 1 | 0 | 1928 |
| Agoods, Jeff | 6 | 0 | 2000 | Brown, Adin | 2 | 0 | 2000 | DeFort, Leo | 2 | 0 | 1964 |
| Agudelo, Juan | 1 | 1 | 2012 | Burciaga, Jose | 3 | 0 | 2004 | DeLong, Gary | 4 | 0 | 1963-67 |
| Aitken, Robert | 1 | 0 | 1928 | Burkard, Robert | 1 | 0 | 1952 | Demling, Buzz | 14 | 1 | 1971-72 |
| Alashe, Fatai | 4 | 0 | 2015-16 | Burns, Michael | 12 | 0 | 1991-92 | Denton, Eric | 2 | 0 | 2000 |
| Albright, Chris | 10 | 4 | 2000 | Califf, Danny | 9 | 1 | 2000 | DiBernardo, Angelo | 8 | 1 | 1979-84 |
| Allnutt, Yari | 9 | 1 | 1991-92 | Caligiuri, Paul | 4 | 0 | 1987-88 | DiGiamarino, Joey | 1 | 0 | 2000 |
| Altemose, Charles | 1 | 0 | 1936 | Carenza, John | 13 | 5 | 1971-72 | Diffley, John | 1 | 0 | 1988 |
| Altidore, Jozy | 7 | 1 | 2008 | Carroll, Brian | 3 | 0 | 2004 | Diskerd, Mix | 3 | 0 | 2012 |
| Aryibi, Gboli | 3 | 0 | 2015 | Carroll, Henry | 1 | 1 | 1928 | Donovan, Landon | 10 | 4 | 2000-04 |
| Armstrong, Desmond | 3 | 0 | 1988 | Carter-Vickers, Cameron | 5 | 1 | 2015 | Dorian, George | 1 | 0 | 1956 |
| Arriola, Paul | 1 | 0 | 2016 | Casey, Conor | 6 | 0 | 2000 | Douglas, James | 2 | 0 | 1924 |
| Baba, Imad | 3 | 0 | 1996 | Cervi, Dominic | 2 | 0 | 2008 | Doyle, John | 5 | 1 | 1987-88 |
| Bahr, Casey | 12 | 0 | 1971-72 | Chapla, George | 2 | 1 | 1975 | Duffy, John | 1 | 0 | 1928 |
| Bahr, Chris | 1 | 2 | 1973 | Cherundolo, Steve | 4 | 0 | 2000 | Dunseth, Brian | 3 | 0 | 2000 |
| Bahr, Walter | 1 | 1 | 1948 | Clarke, Joe | 8 | 0 | 1975-80 | Durgan, Jeff | 1 | 0 | 1984 |
| Banks, Jimmy | 2 | 0 | 1987 | Coffee, Paul | 6 | 0 | 1979-80 | Ebert, Don | 6 | 3 | 1979-80 |
| Barrett, Chad | 3 | 0 | 2008 | Colombo, Charles M. | 2 | 0 | 1948-52 | Edu, Maurice | 7 | 0 | 2008 |
| Bartkus, Francis | 1 | 0 | 1936 | Conterio, William | 1 | 0 | 1956 | Eichmann, Eric | 4 | 0 | 1987 |
| Beasley, DaMarcus | 6 | 0 | 2000-04 | Convey, Bobby | 3 | 4 | 2004 | Ely, Alex | 2 | 0 | 1959 |
| Beckerman, Kyle | 5 | 1 | 2004 | Cook, Elwood | 2 | 0 | 1952-59 | Engedal, Svend | 1 | 0 | 1956 |
| Beckman, Raymond P. | 1 | 0 | 1948 | Cooper, Albert | 1 | 0 | 1928 | Eppy, William | 3 | 0 | 1964 |
| Bellinger, Tony | 5 | 0 | 1977-80 | Corona, Joe | 3 | 4 | 2012 | Eskandarian, Alecko | 4 | 4 | 2004 |
| Benedek, Janos | 2 | 1 | 1967 | Corrales, Ramiro | 6 | 0 | 2000 | Farrell, Harry | 2 | 0 | 1924 |
| Bertani, William J. | 1 | 0 | 1948 | Countess, D.J. | 3 | 0 | 2004 | Feilhaber, Benny | 3 | 0 | 2008 |
| Blake, Jack | 1 | 0 | 1971 | Crockett, James | 1 | 0 | 1936 | Ferreira, Joe | 1 | 0 | 1948 |
| Bliss, Brian | 8 | 0 | 1984-88 | Cropper, Cody | 1 | 0 | 2016 | Ficken, Dieter | 2 | 0 | 1967 |
| Bocwinski, John | 13 | 0 | 1971-72 | Crow, Kevin | 9 | 0 | 1984-88 | Fiedler, William | 1 | 0 | 1936 |
| Borchers, Nat | 4 | 0 | 2004 | Crudo, Tony | 1 | 0 | 1979 | Findlay, William | 3 | 0 | 1924-28 |
| Borja, Hernan "Chico" | 5 | 0 | 1984-88 | Dalrymple, Sam | 2 | 0 | 1924 | Findley, Robbie | 5 | 0 | 2008 |
| Boyd, Terrence | 2 | 2 | 2012 | Davis, Charlie | 5 | 0 | 2008 | Flater, Mike | 2 | 0 | 1972 |
| Bradley, Michael | 2 | 0 | 2008 | Davis, Brad | 4 | 1 | 2004 | Formoso, Santiago | 3 | 0 | 1975 |
| Brand, Otto | 1 | 0 | 1967 | Davis, Irving | 2 | 0 | 1924 | Fox, Mike | 3 | 0 | 1984 |
| Brcic, David | 5 | 0 | 1979-84 | Davis, Rick | 13 | 5 | 1979-88 | Freeman, Hunter | 3 | 0 | 2008 |

OLYMPIC HISTORY

247

| Player | Caps | Goals | Era | Player | Caps | Goals | Era | Player | Caps | Goals | Era |
|---------------------|------|-------|---------|----------------------|------|-------|---------|---------------------|------|-------|---------|
| Friedel, Brad | 18 | 0 | 1991-00 | MacWilliams, Dave | 2 | 0 | 1979 | Silvera, Damian | 3 | 0 | 1996 |
| Gabarra, Jim | 4 | 1 | 1987-88 | Maisonroue, Brian | 3 | 2 | 1996 | Smith, H.J.A. | 1 | 0 | 1928 |
| Gajda, Andrew | 1 | 0 | 1936 | Makowski, Greg | 4 | 0 | 1979 | Snow, Steve | 9 | 12 | 1991-92 |
| Gallagher, James | 1 | 0 | 1928 | Margulis, Michail | 2 | 0 | 1971-72 | Snylyk, Zenon | 3 | 0 | 1956-59 |
| Ganger, Rolf | 2 | 0 | 1959 | Marshall, Chad | 4 | 0 | 2004 | Souza, Ed | 1 | 0 | 1948 |
| Gansler, Robert | 3 | 0 | 1967 | Martin, Manuel | 1 | 0 | 1948 | Souza, John | 2 | 0 | 1948-52 |
| Garibay, Polla | 4 | 0 | 1975 | McBride, Brian | 3 | 0 | 2008 | Specia, Joe | 2 | 0 | 1959 |
| Gaven, Eddie | 9 | 1 | 2004-08 | McBride, Pat | 3 | 0 | 1964 | Spector, Jonathan | 1 | 0 | 2008 |
| Gay, Steve | 6 | 3 | 1971-72 | McCarty, Chad | 9 | 0 | 2000 | Stam, Neil | 15 | 0 | 1967-72 |
| Gentile, Carl | 2 | 4 | 1964 | McCarty, Dax | 5 | 0 | 2008 | Stamatis, Jimmy | 1 | 0 | 1979 |
| Getzinger, Rudy | 2 | 0 | 1963-67 | McHugh, Ebby | 1 | 0 | 1952 | St. Clair, Gary | 2 | 0 | 1975 |
| Gil, Luis | 7 | 3 | 2015-16 | McKeon, Bill | 4 | 0 | 1979-80 | Steffen, Zack | 5 | 0 | 2015 |
| Gjonbalaj, Sadri | 1 | 0 | 1987 | McKeon, Matt | 2 | 0 | 1996 | Stemke, Horst | 16 | 0 | 1967-72 |
| Goulet, Brent | 9 | 7 | 1987-88 | McLaughlin, Ben | 1 | 0 | 1948 | Stephens, Michael | 1 | 0 | 2012 |
| Grabowski, Gene | 1 | 0 | 1959 | Mendoza, Ruben | 3 | 0 | 1952-59 | Stokes, David | 2 | 0 | 2004 |
| Greinert, Frank | 1 | 0 | 1936 | Messing, Shep | 10 | 0 | 1971-72 | Stollmeyer, John | 4 | 1 | 1987-88 |
| Guild, Alex | 1 | 0 | 1959 | Miazga, Matt | 6 | 1 | 2015-16 | Straden, Andy | 2 | 1 | 1924 |
| Guzan, Brad | 3 | 0 | 2008 | Miller, Eric | 1 | 0 | 2016 | Stremlau, John | 4 | 1 | 1975 |
| Gyau, Joe | 3 | 0 | 2012 | Monsen, Lloyd | 2 | 0 | 1952-56 | Strimel, Archie | 1 | 0 | 1948 |
| Hamid, Bill | 3 | 0 | 2012 | Moore, Joe-Max | 7 | 1 | 1992 | Sturges, Nathan | 4 | 0 | 2008 |
| Hamm, Joey | 7 | 1 | 1971-72 | Morris, Jordan | 7 | 3 | 2015-16 | Surrock, Larry | 1 | 0 | 1952 |
| Hantak, Ted | 1 | 0 | 1987 | Morrone, Joseph Jr. | 4 | 1 | 1979-80 | Szetela, Danny | 2 | 0 | 2008 |
| Harkes, John | 4 | 0 | 1987-88 | Moyers, Steve | 3 | 0 | 1984 | Tall, Maki | 2 | 0 | 2015 |
| Harty, Rhett | 4 | 0 | 1991-92 | Murphy, Eddie | 2 | 2 | 1964 | Testo, David | 3 | 0 | 2004 |
| Hausemann, Larry | 1 | 0 | 1964 | Murray, Bruce | 5 | 0 | 1987-88 | Thompson, Gregg | 3 | 0 | 1984 |
| Hayes, John | 2 | 0 | 1979-80 | Myernick, Glenn | 4 | 0 | 1975 | Thorrington, John | 3 | 1 | 2000 |
| Hejduk, Frankie | 9 | 0 | 1996-00 | Nanchoff, George | 1 | 0 | 1979 | Trapp, Wil | 6 | 0 | 2015-16 |
| Henderson, Chris | 7 | 3 | 1991-92 | Nanchoff, Louis | 6 | 1 | 1979-80 | Trittschuh, Steve | 6 | 0 | 1987-88 |
| Hernandez, Alonso | 4 | 1 | 2015 | Nemchik, George | 1 | 0 | 1936 | Trost, Al | 10 | 2 | 1971-72 |
| Hernandez, Manny | 12 | 2 | 1971-72 | O'Brien, John | 10 | 1 | 2000 | Tuchscherer, Ernie | 2 | 0 | 1967 |
| Hill, Kamani | 2 | 0 | 2008 | O'Connor | 2 | 0 | 1924 | Vagenas, Peter | 10 | 3 | 2000 |
| Holden, Stuart | 7 | 1 | 2008 | O'Sullivan, Matt | 1 | 0 | 1975 | Valentin, Zarek | 2 | 0 | 2012 |
| Hooker, Jeff | 2 | 0 | 1984 | Okugo, Amobi | 3 | 0 | 2012 | Van der Beck, Perry | 7 | 0 | 1979-80 |
| Hornberger, Raymond | 2 | 0 | 1924 | Okwuonu, Boyd | 5 | 0 | 2015 | Vanole, David | 9 | 0 | 1987-88 |
| Horvath, Ethan | 5 | 0 | 2015-16 | Olsen, Ben | 9 | 0 | 2000 | Vargas, Nelson | 1 | 0 | 1996 |
| Howard, Tim | 2 | 0 | 2000 | Onalfo, Curt | 6 | 4 | 1991-92 | Veece, Juli | 1 | 1 | 1980 |
| Hudson, Bruce | 3 | 0 | 1975 | Opara, Ike | 3 | 0 | 2012 | Vermes, Peter | 3 | 0 | 1988 |
| Hulcer, Larry | 3 | 0 | 1979 | Orozco, Michael | 7 | 0 | 2008 | Victorine, Sasha | 3 | 0 | 2000 |
| Huwiler, Mike | 8 | 0 | 1991-92 | Ottobini, Victor | 2 | 0 | 1959 | Vigliotti, Ray | 1 | 0 | 1980 |
| Hyndman, Emerson | 7 | 1 | 2015-16 | Packwood, Will | 1 | 0 | 2015 | Villa, Greg | 8 | 1 | 1979-80 |
| Ianni, Patrick | 3 | 0 | 2008 | Parker, Tim | 2 | 0 | 2016 | Villafaña, Jorge | 2 | 0 | 2012 |
| Imler, Erik | 11 | 1 | 1991-92 | Parkhurst, Michael | 3 | 0 | 2008 | Warren, Doug | 2 | 0 | 2004 |
| Ivanow, Mike | 6 | 0 | 1967-72 | Pause, Logan | 4 | 0 | 2004 | Washington, Dante | 8 | 6 | 1991-92 |
| Jeffrey, Jared | 2 | 0 | 2012 | Payne, Desevio | 1 | 0 | 2016 | Watson, Bob | 5 | 0 | 1964-67 |
| Johnson, Eddie | 4 | 0 | 2004 | Peay, Clint | 3 | 0 | 1996 | Wecke, Herman | 4 | 0 | 1956-59 |
| Johnson, Sean | 1 | 0 | 2012 | Pelosi, Marc | 3 | 1 | 2015 | Welsh, Kevin | 4 | 0 | 1975 |
| Jones, Cobi | 8 | 0 | 1992 | Perez, Hugo | 6 | 3 | 1984-87 | Whitbread, Zak | 1 | 0 | 2004 |
| Jones, F. Burke | 2 | 0 | 1924 | Pesa, Njego | 3 | 2 | 1979-80 | Whitfield, Evan | 1 | 0 | 2000 |
| Joseph, Miles | 3 | 0 | 1996 | Pietras, Peter | 1 | 0 | 1936 | Willrich, Jean | 2 | 1 | 1984 |
| Kain, Tom | 1 | 0 | 1987 | Pires, Telmo | 4 | 1 | 1975 | Windischmann, Mike | 6 | 1 | 1987-88 |
| Kapp, Erhardt | 3 | 0 | 1984 | Polster, Matt | 7 | 0 | 2015-16 | Wingert, Chris | 5 | 0 | 2004 |
| Keller, Kasey | 3 | 0 | 1996 | Pollard, Brandon | 1 | 0 | 1996 | Winters, Brian | 2 | 0 | 2000 |
| Keough, Harry | 2 | 0 | 1952-56 | Pope, Eddie | 3 | 0 | 1996 | Wit, Dennis | 4 | 0 | 1975 |
| Keough, Ty | 5 | 0 | 1979-80 | Ramos, Tab | 3 | 0 | 1988 | Wolanow, Abbie | 2 | 0 | 1964 |
| Kerr, John, Jr. | 1 | 0 | 1987 | Rast, Cam | 7 | 0 | 1991-92 | Wolff, Josh | 10 | 4 | 2000 |
| Kieswetter, Jerome | 7 | 4 | 2015-16 | Rego, Joseph | 1 | 0 | 1948 | Wood, A.J. | 3 | 0 | 1996 |
| Kinealy, Jack | 2 | 0 | 1967 | Reyna, Claudio | 15 | 4 | 1991-96 | Woolfe, John | 1 | 0 | 1971 |
| Kirovski, Jovan | 3 | 1 | 1996 | Robostoff, Archie | 10 | 1 | 1967-72 | Wostl, Wolfgang | 3 | 1 | 1964 |
| Kitchen, Perry | 3 | 0 | 2012 | Rodriguez, Mario | 2 | 0 | 2016 | Wynne, Marvell | 6 | 0 | 2008 |
| Kljestan, Sacha | 8 | 3 | 2008 | Rogers, Robbie | 3 | 0 | 2008 | Zbilowski, Fred | 1 | 0 | 1936 |
| Klopas, Frank | 5 | 1 | 1987-88 | Rudd, Arthur G. | 1 | 0 | 1924 | Zelalem, Gedion | 2 | 0 | 2015 |
| Krasij, Myron | 4 | 0 | 1967 | Ruscheinski, Jacob | 2 | 0 | 1959 | Zerhusen, Al | 3 | 1 | 1956-59 |
| Krumpe, Paul | 8 | 2 | 1987-88 | Ryan, Francis | 2 | 0 | 1928-36 | Zizzo, Sal | 2 | 0 | 2008 |
| Kuntner, Rudolf F. | 1 | 1 | 1928 | Salcedo, Hugo | 5 | 0 | 1971-72 | Zucker, Warner | 1 | 0 | 1964 |
| Kuykendall, Kurt | 2 | 0 | 1975 | Salvemini, Len | 5 | 1 | 1975-80 | Zylker, Jim | 7 | 0 | 1971-75 |
| Lagos, Manuel | 4 | 2 | 1991-92 | Sarkodie, Kofi | 2 | 0 | 2012 | | | | |
| Lalas, Alexi | 13 | 3 | 1991-96 | Savage, Bruce | 3 | 0 | 1984 | | | | |
| Lapper, Mike | 6 | 1 | 1991-92 | Schaller, Willie | 1 | 0 | 1952 | | | | |
| Lawson, Doc | 1 | 0 | 1980 | Schweintner, Richard | 2 | 0 | 1964 | | | | |
| Leeper, Curtis | 1 | 0 | 1979 | Seerey, Mike | 8 | 4 | 1972 | | | | |
| Lewis, Ricky | 3 | 0 | 2004 | Seitz, Chris | 3 | 0 | 2008 | | | | |
| Lignos, John | 1 | 0 | 1980 | Serna, Dillon | 4 | 0 | 2015 | | | | |
| Looby, William | 2 | 0 | 1956-59 | Shea, Brek | 3 | 0 | 2012 | | | | |
| Lutkefedder, Fred | 1 | 0 | 1936 | Shelton, Khiry | 1 | 0 | 2016 | | | | |
| Lyons, Jack P. | 1 | 0 | 1928 | Sheppell, William | 1 | 0 | 1952 | | | | |

USMNT

MNT HISTORY

WORLD CUP HISTORY

PROGRAMS

COMPETITIONS

U.S. HISTORY & INFO

The Olympic cap listing above is new as of 1999 and was compiled from every U.S. Olympic qualifier and Olympic Games match. Until recently, the U.S. Olympic matches played between 1932 and 1988 were incorrectly recorded as full internationals. Olympic matches from 1924 and 1928 count as full international appearances, as well as Olympic appearances.

LAMAR HUNT U.S. OPEN CUP

WHAT IS THE LAMAR HUNT U.S. OPEN CUP?

Dating back to 1914, the U.S. Open Cup is the oldest cup competition in United States soccer and is among the oldest in the world. Open to all affiliated amateur and professional teams in the United States, the annual U.S. Open Cup is a 100-plus-year-old, single elimination tournament.

The U.S. Open Cup is very similar to domestic cup competitions popular throughout Europe, South America and the rest of the world. Cup competitions, which usually run concurrent with a country's league season, are open in the early stages to any club that can qualify, giving local amateur teams a chance to compete against the best teams a country has to offer.

In leagues like the Premier League in England, Serie A in Italy and the Bundesliga in Germany, cup competitions are prestigious tournaments waged between countries' strongest teams like Manchester United, AC Milan and Bayern Munich, and smaller teams like the amateur French side Calais that made it to the finals of the 2000 French Cup only to fall to defending champions Nantes on an injury time penalty kick. Watford F.C. in England, was another small-time club that hit it big in 1984 by making it all the way to the F.A. Cup Final. Unfashionable Chesterfield of the Second Division (the third flight in England) advanced to the semifinals of the 1997 F.A. Cup in England before finally losing. The winner of each country's domestic cup competition, in addition to taking home the prize money, is automatically placed into a tournament to compete against neighboring countries' cup winners.

In 1999, the U.S. Open Cup was renamed the Lamar Hunt U.S. Open Cup to honor the long-time soccer supporter and pioneer. Hunt, who died in 2006, was one of the sport's first major ownership figures in the United States and is a member of the National Soccer Hall of Fame. His family continues to operate FC Dallas in Major League Soccer.

The winning team of the U.S. Open Cup has its name engraved on the Dewar Challenge Trophy, which has been permanently retired and housed at the National Soccer Hall of Fame in Frisco, Texas.

HISTORY OF THE LAMAR HUNT U.S. OPEN CUP

As the oldest annual team tournament in U.S. sports history, the U.S. Open Cup dates back to 1914 when the Brooklyn Field Club of the North American Foot Ball League (NAFBL) won the first national title by defeating the Brooklyn Celtics in Pawtucket, R.I. First instituted as the National Challenge Cup under the aegis of the United States Football Association (now U.S. Soccer), it was conceived as a competition open to all players (amateur and professional) and based upon England's Football Association Cup format.

During the Open Cup's early years, teams sponsored by industry in the East's urban centers dominated the competition. Bethlehem Steel of Pennsylvania (NAFBL) won four Open Cup titles between 1915 and 1919. Bethlehem Steel would make it five overall titles in 1926, while the American Soccer League's Fall River Marksmen (Mass.) won four national crowns between 1924 and 1931. The Marksmen became the New Bedford Whalers in 1932 and captured their fifth Open Cup crown (tying Bethlehem Steel) that same year.

The last team to capture five tournament titles was Los Angeles Maccabee SC (1973, 1975, 1977, 1978, 1981).

Although there have been numerous back-to-back winners (eight overall by seven different teams), only the New York Greek-Americans, the Fall River Marksmen/New Bedford Whalers, St. Louis Stix, Baer and Fuller/St. Louis Central Breweries FC, and the Seattle Sounders of Major League Soccer have won three consecutive crowns. The Marksmen/New Bedford Whalers did it first from 1930-1932, while St. Louis Stix, Baer and Fuller/St. Louis Central Breweries F.C. followed them up with treble of their own from 1933-1935. The Greek-Americans won three straight from 1967-1969 and Sounders FC became the fourth team when they lifted the trophy in 2011 after their 2010 and 2009 triumphs.

While teams sponsored by industries in the East's urban centers dominated the Men's Open and Amateur Cups until the 1950s, the teams from the West and Midwest have flexed their muscles in the later years. In fact, California alone has garnered the lion's share of success, winning 12 titles since 1973. Missouri, Illinois and Florida have also appeared regularly on the winner's list.

Although it is now a complete "knock-out" tournament, with a few exceptions, the U.S. Open Cup final was a two-leg, home-and-away series between 1928 and 1968.

Despite the prominence of the North American Soccer League from 1967 to 1984, NASL teams rarely showed



the inclination to enter the U.S. Open Cup competition. In fact, until the emergence of Major League Soccer, full professional teams were almost non-existent in the competition. That has changed in the last two decades, though, with MLS taking part since 1996, thus helping make the tournament a true "national" championship. Since the league began participating, an MLS club has won the tournament all but once, with the 1999 Rochester Rhinos being the last lower-league club to win the tournament.

HISTORY OF THE DEWAR CHALLENGE TROPHY

The oldest trophy in United States team sports history, the Dewar Challenge Trophy was donated to the American Amateur Football Association in 1912 by Sir Thomas R. Dewar, a British distiller, sportsman and philanthropist during an AAFA (now United States Amateur Soccer Association) visit to London prior to the 1912 Olympics. The trophy was originally purchased for \$500 and given in the hope of promoting soccer in the United States and in the name of Anglo-American friendship.

The cup was first awarded to the Yonkers Football Club (N.Y.) in 1912 after they defeated the Hollywood Inn Football Club (N.Y.) at the Lennox Oval in New York City. The trophy was officially adopted as the U.S. Open Cup trophy prior to the Brooklyn Field Club's inaugural championship in 1914 in Pawtucket, R.I.

The trophy was retired in 1979, but was refurbished by the USASA in 1997 and was presented to the 1997 and 1998 Open Cup winners, before returning to the National Soccer Hall of Fame in Oneonta, N.Y., in 1999. Starting in 2011, the trophy resides in the main trophy room at U.S. Soccer House in Chicago. When logistics permit, the still fragile trophy can be taken to the site of the cup final to display prior to the event for fans, and also for the winning team to raise for a night.

2019 LAMAR HUNT U.S. OPEN CUP REVIEW

FINAL RECAP: RECORD CROWD SEES TEN-MAN ATLANTA UNITED CLAIM FIRST U.S. OPEN CUP TITLE WITH 2-1 WIN VS. MINNESOTA UNITED FC

Atlanta United FC claimed their first Lamar Hunt U.S. Open Cup title with a 2-1 win against Minnesota United FC in front of a tournament-Final record crowd of 35,709 at Mercedes-Benz Stadium. A 10th minute own goal combined with Pity Martinez's 16th minute finish gave the club enough of a lead to survive an early second half strike from Minnesota's Robin Lod and Leandro Gonzalez Pirez's 74th minute red card to give the Georgia club its third piece of hardware in the last nine months.

Charged by the biggest crowd to witness a Lamar Hunt U.S. Open Cup Final, Atlanta came out with all cylinders firing and needed only 10 minutes to find the score sheet. Working well up the right, Pity Martinez unlocked the Loons' backline by sending Gonzalez Pirez to the end line where his cross took an awkward deflection off Minnesota United defender Chase Gasper and looped over goalkeeper Vito Mannone before tucking into the back left post.

Atlanta increased their lead in the 16th minute. Justin Meram strolled up the left unchallenged and centered a ball to the penalty spot for Pity Martinez where the Argentine attacker blasted an emphatic effort past Mannone to make it 2-0.

Down 2-0 but not nearly out, the visitors collected themselves at halftime and responded just over a minute into the second half. Catching the Atlanta backline asleep, Minnesota right back Romain Métanire slotted a long ball down the flank for Kevin Molino whose centering pass picked out Robin Lod, allowing the Finnish striker to put home his first goal for the club with a deft volley to beat Brad Guzan at the left post in the 47th minute.

Minnesota nearly nabbed the equalizer in the 69th minute. Against the run of play, Lod whipped in a low cross looking for Mason Toye, but it was turned straight into the path of Molino by Atlanta defender Florentin Pogba. The Trinidad & Tobago international alertly pounced, sending an effort at goal that forced a quick reaction stop out of Guzan.

Minnesota United received a greater path to an equalizer in the 74th minute. Having picked up a caution for dissent just three minutes earlier, Gonzalez Pirez was shown a second yellow card for an off the ball grab of Molino at midfield. The ejection gave Minnesota United a man advantage for the remainder of the game, and head coach Adrian Heath attempted to capitalize by immediately inserting 2019 U.S. Open Cup Golden Boot winner Darwin Quintero (six goals).

Minnesota saw their final chance go begging in the fourth minute of stoppage time. A cross from the left was headed down by Opara at the back post, only to see Boxall volley his close-range effort over the bar. Seconds

later, referee Alan Chapman blew the final whistle to confirm Atlanta United FC as the 2019 Lamar Hunt U.S. Open Cup champions.

Having collected MLS Cup in 2018 as well as the Campeones Cup just weeks ago, the 2019 Lamar Hunt U.S. Open Cup represents the third piece of hardware in Atlanta United FC's three-year history. The 10th MLS club to win U.S. Soccer's National Championship, Atlanta United FC also earns the \$300,000 prize awarded to competition's winner and a berth in the next edition of the Concacaf Champions League.

2019 U.S. OPEN CUP FIELD

When the 2019 Lamar Hunt U.S. Open Cup began on May 7, there were 84 teams with the goal of making it to the Open Cup Final. The 106th edition of the Open Cup featured all eligible Division I, II and III professional clubs in the tournament proper. The competition winner took home \$300,000 (up from \$250,000 in 2017), with the runner-up receiving \$100,000, and the team that advanced the furthest from each lower division earning \$25,000.

Champion – Atlanta United (MLS)

Runner-Up – Minnesota United (MLS)

Furthest Advancing Division II Club – Saint Louis FC (USL) – Quarterfinals

Furthest Advancing Division III Club – Forward Madison FC (USL League One)

Furthest Advancing Open Division Club – Orange County FC (NPSL) – Fourth Round

Participating Professional Teams (52 total):

Division I – Major League Soccer (21 teams, entering in the Fourth Round): Atlanta United FC, Chicago Fire, Colorado Rapids, Columbus Crew SC, D.C. United, FC Cincinnati, FC Dallas, Houston Dynamo (defending Lamar Hunt U.S. Open Cup champions), Los Angeles FC, LA Galaxy, Minnesota United FC, New England Revolution, New York City FC, New York Red Bulls, Orlando City SC, Philadelphia Union, Portland Timbers, Real Salt Lake, San Jose Earthquakes, Seattle Sounders FC, Sporting Kansas City

Division II – USL Championship (25 teams, entering in the Second Round): Austin Bold FC, Birmingham Legion FC, Charleston Battery, Charlotte Independence, Colorado Springs Switchbacks FC, El Paso Locomotive FC, Fresno FC, Hartford Athletic, Indy Eleven, Las Vegas Lights FC, Louisville City FC, Memphis 901 FC, Nashville SC, New Mexico United, North Carolina FC, OKC Energy FC, Orange County SC, Phoenix Rising FC, Pittsburgh Riverhounds SC, Reno 1868 FC, Sacramento Republic FC, Saint Louis FC, San Antonio FC, Tampa Bay Rowdies, Tulsa Roughnecks FC

Division III – USL League One (6 teams, entering in the First Round): Chattanooga Red Wolves SC, Forward Madison FC, Greenville Triumph SC, Lansing Ignite FC, Richmond Kickers, South Georgia Tormenta FC

Open Division Teams (32 total):

Local Qualifiers (7 teams, listed alphabetically by state): California (2): Academica SC, Cal FC; Colorado (1): FC Denver; Florida (1): Florida Soccer Soldiers; Pennsylvania (1): West Chester United SC; Texas (1): NTX Rayados; Virginia (1): Virginia United FC

2018 U.S. Adult Soccer Association National Amateur Cup champion: Bavarian SC (Wis.)

National Premier Soccer League (14 teams, listed alphabetically): AFC Ann Arbor (Mich.)*, Duluth FC* (Minn.), El Farolito (Calif.), Erie Commodores FC (Pa.)*, FC Baltimore (Md.), FC Motown (N.J.)*, FCM Portland (Ore.), Laredo Heat SC (Texas), Little Rock Rangers (Ark.), Miami FC (Fla.)*, Midland-Odessa Sockers FC (Texas)*, New York Cosmos B (N.Y.)*, Orange County FC (Calif.)*, Philadelphia Lone Star FC (Pa.). The NPSL is a nationwide league affiliated with the U.S. Adult Soccer Association and opted to use 2018 league results to determine its qualifiers for the 2019 Open Cup.

USL League Two (10 teams, listed alphabetically): Black Rock FC (Conn.), Brazos Valley Cavalry FC (Texas), Dayton Dutch Lions (Ohio), Des Moines Menace (Iowa), FC Golden State Force (Calif.)*, Lakeland Tropics (Fla.)*, New York Red Bulls U23*, Reading United AC (Pa.)*, South Georgia Tormenta FC 2*, The Villages SC (Fla.)*. USL League Two (formerly called the Premier Development League) is a nationwide league affiliated with U.S. Soccer and opted to use 2018 league results to determine its qualifiers for the 2019 Open Cup.

* Participated in 2018 Lamar Hunt U.S. Open Cup

2019 Lamar Hunt U.S. Open Cup Results

FINAL

Aug. 27

Atlanta United FC (MLS) 2
Minnesota United FC (MLS) 1

SEMIFINALS

Thursday, Aug. 6

Orlando City SC (MLS) 0
Atlanta United FC (MLS) 2

Aug. 7

Minnesota United FC (MLS) 2
Portland Timbers (MLS) 1

QUARTERFINALS

July 10

Orlando City SC (MLS) 1
New York City FC (MLS) 1, (5-4 PKs)

Atlanta United FC (MLS) 2
Saint Louis FC (USLC) 0

Minnesota United FC (MLS) 6
New Mexico United (USLC) 1

Los Angeles FC (MLS) 0
Portland Timbers (MLS) 1

ROUND OF 16

June 18

Columbus Crew SC (MLS) 2
Atlanta United FC (MLS) 3

Houston Dynamo (MLS) 2
Minnesota United FC (MLS) 3

June 19

D.C. United (MLS) 1
New York City FC (MLS) 2

Orlando City SC (MLS) 0
New England Revolution (MLS) 0 (2-1 AET)

FC Dallas (MLS) 1
New Mexico United (USLC) 2

Saint Louis FC (USLC) 1
FC Cincinnati (MLS) 0

Portland Timbers (MLS) 4
LA Galaxy (MLS) 0

June 20

Los Angeles FC (MLS) 3
San Jose Earthquakes (MLS) 1

FOURTH ROUND

June 11

Columbus Crew SC (MLS) 1
Pittsburgh Riverhounds SC (USLC) 0

New York Red Bulls (MLS) 2
New England Revolution (MLS) 2 (2-3 AET)

Houston Dynamo (MLS) 3
Austin Bold (USLC) 0

Saint Louis FC (USLC) 2
Chicago Fire (MLS) 1

Real Salt Lake (MLS) 0
Los Angeles FC (MLS) 3

San Jose Earthquakes (MLS) 4
Sacramento Republic FC (USLC) 3

June 12

D.C. United (MLS) 2
Philadelphia Union (MLS) 1 AET

New York City FC (MLS) 4
North Carolina FC (USLC) 0

FC Cincinnati (MLS) 2
Louisville City FC (USLC) 1AET

Minnesota United FC (MLS) 4
Sporting Kansas City (MLS) 1

FC Dallas (MLS) 4
OKC Energy FC (USLC) 0

Memphis 901 FC (USLC) 1
Orlando City SC (MLS) 3

Colorado Rapids (MLS) 2
New Mexico United (USLC) 2 (2-4 PKs)

LA Galaxy (MLS) 3
Orange County FC (NPSL) 0

Seattle Sounders FC (MLS) 1
Portland Timbers (MLS) 2

June 13

Atlanta United FC (MLS) 3
Charleston Battery (USLC) 1 AET

THIRD ROUND

May 28

OKC Energy FC (USLC) 4
Tampa Bay Rowdies (USLC) 3

May 29

North Carolina FC (USLC) 1
Florida Soccer Soldiers (Fla.) 0

Pittsburgh Riverhounds SC (USLC) 1
Indy Eleven (USLC) 0

Louisville City FC (USLC) 1
Birmingham Legion FC (USLC) 0

Saint Louis FC (USLC) 3
Forward Madison FC (USL1) 1

Memphis 901 FC (USLC) 4
Hartford Athletic (USLC) 0

Nashville SC (USLC) 1
Charleston Battery (USLC) 1 (0-3 PKs)

Austin Bold FC (USLC) 4
San Antonio FC (USLC) 2

Colorado Springs Switchbacks FC (USLC) 1
New Mexico United (USLC) 2

Las Vegas Lights FC (USLC) 3
Orange County FC (NPSL) 5

Sacramento Republic FC (USLC) 0
Fresno FC (USLC) 0 (1-0 AET)

SECOND ROUND**May 14**

Pittsburgh Riverhounds SC (USLC) 3
Dayton Dutch Lions (USLL2) 0

Hartford Athletic (USLC) 2
New York Cosmos B (NPSL) 1

Charlotte Independence (USLC) 1
Florida Soccer Soldiers (Fla.) 1, (2-2 AET; 4-5 PKs)

Tampa Bay Rowdies (USLC) 4
The Villages SC (USLL2) 1

Nashville SC (USLC) 3
South Georgia Tormenta FC 2 (USLL2) 2

OKC Energy FC (USLC) 3
NTX Rayados (Texas) 1

Austin Bold FC (USLC) 2
Tulsa Roughnecks (USLC) 0

San Antonio FC (USLC) 2
Laredo Heat SC (NPSL) 0

Las Vegas Lights FC (USLC) 2
Cal FC (Calif.) 0

May 15

Indy Eleven (USLC) 1
Lansing Ignite FC (USLL1) 0

North Carolina FC (USLC) 4
Richmond Kickers (USLL1) 1

Louisville City FC (USLC) 3
Reading United AC (USLL2) 0

Memphis 901 FC (USLC) 3
New York Red Bulls U23 (USLL2) 1

Birmingham Legion FC (USLC) 4
West Chester United (Pa.) 1

Greenville Triumph SC (USLL1) 1
Charleston Battery (USLC) 2

Des Moines Menace (USLL2) 1
Saint Louis FC (USLC) 1 (1-1 AET; 1-3 PKs)

Colorado Springs Switchbacks FC (USLC) 1
FC Denver (Colo.) 0

El Paso Locomotive FC (USLC) 0
Forward Madison FC (USLL1) 3

Phoenix Rising FC (USLC) 1
New Mexico United (USLC) 1 (2-2 AET; 3-4 PKs)

El Farolito (NPSL) 0
Fresno FC (USLC) 1

Sacramento Republic FC (USLC) 1
Reno 1868 FC (USLC) 0

Orange County SC (USLC) 2
Orange County FC (NPSL) 2 (2-2 AET; 3-5 PKs)

FIRST ROUND**May 7**

Richmond Kickers (USLL1) 6
Virginia United (Va.) 2

New York Red Bulls U23 (USLL2) 3
FC Motown (NPSL) 3 (4-4 AET; 5-3 PKs)

FC Baltimore (NPSL) 1
West Chester United (Pa.) 1 (4-5 PKs)

Lakeland Tropics (USLL2) 1
The Villages SC (USLL2) 1 (7-8 PKs)

South Georgia Tormenta FC 2 (USLL2) 3
Chattanooga Red Wolves SC (USLL1) 0

Bavarian SC (Wis.) 0
Forward Madison FC (USLL1) 2

Laredo Heat SC (NPSL) 1
Brazos Valley Cavalry FC (USLL2) 0

Academica SC (Calif.) 1
El Farolito (NPSL) 2

Cal FC (Calif.) 5
FC Mulhouse Portland (NPSL) 1

Orange County FC (NPSL) 2
FC Golden State Force (USLL2) 0

May 8

Erie Commodores FC (NPSL) 1
Dayton Dutch Lions (USLL2) 2

Lansing Ignite FC (USLL1) 2
AFC Ann Arbor (NPSL) 1

Reading United AC (USLL2) 2
Philadelphia Lone Star FC (NPSL) 1

New York Cosmos B (NPSL) 2
Black Rock FC (USLL2) 1

Greenville Triumph SC (USLL1) 1
South Georgia Tormenta FC (USLL1) 0

Miami FC (NPSL) 1
Florida Soccer Soldiers (Fla.) 2

Little Rock Rangers (NPSL) 2
NTX Rayados (Texas) 2 (2-4 PKs)

Des Moines Menace (USLL2) 1
Duluth FC (NPSL) 1(3-1 PKs)

Midland-Odessa Sockers FC (NPSL) 1
FC Denver (Colo.) 2



L A M A R H U N T
U.S. OPEN CUP

USMNT

MNT HISTORY

WORLD CUP HISTORY

PROGRAMS

COMPETITIONS

U.S. HISTORY & INFO

ALL-TIME U.S. OPEN CUP CHAMPIONS

| | | | |
|------|---|------|--|
| 1914 | Brooklyn Field Club (NAFBL) | 1978 | Los Angeles Maccabee SC |
| 1915 | Bethlehem Steel of Pa. (NAFBL) | 1979 | Brooklyn Dodgers (CSL) |
| 1916 | Bethlehem Steel of Pa. (NAFBL) | 1980 | New York Pancyprian-Freedoms (CSL) |
| 1917 | Fall River Rovers of Mass. (SNESSL) | 1981 | Los Angeles Maccabee SC |
| 1918 | Bethlehem Steel of Pa. (NAFBL) | 1982 | New York Pancyprian-Freedoms (CSL) |
| 1919 | Bethlehem Steel of Pa. (NAFBL) | 1983 | New York Pancyprian-Freedoms (CSL) |
| 1920 | St. Louis Ben Miller FC (SLSL) | 1984 | New York AO Krete |
| 1921 | Brooklyn Robbins Dry Dock (NAFBL) | 1985 | San Francisco Greek-American AC |
| 1922 | St. Louis Scullin Steel (SLSL) | 1986 | St. Louis Kutis SC |
| 1923 | Paterson FC of N.J. (ASL I) | 1987 | Club España of Washington, D.C. |
| 1924 | Fall River Marksmen of Mass. (ASL I) | 1988 | St. Louis Busch SC |
| 1925 | Shawsheen FC of Andover, Mass. | 1989 | St. Petersburg Kickers of Fla. |
| 1926 | Bethlehem Steel of Pa. (ASL I) | 1990 | Chicago AAC Eagles |
| 1927 | Fall River Marksmen of Mass. (ASL I) | 1991 | Brooklyn Italians SC |
| 1928 | New York Nationals (ASL I) | 1992 | San Jose Oaks of Calif. (SFDML) |
| 1929 | New York Hakoah SC (ESL) | 1993 | San Francisco C.D. Mexico (SFDML) |
| 1930 | Fall River Marksmen of Mass. (ASL I) | 1994 | San Francisco Greek-American AC (SFDML) |
| 1931 | Fall River Marksmen of Mass. (ASL I) | 1995 | Richmond Kickers (Premier League, USISL) |
| 1932 | New Bedford Whalers of Mass. (ASL I) | 1996 | D.C. United (MLS) ** |
| 1933 | St. Louis Stix, Baer and Fuller (SLSL) | 1997 | Dallas Burn (MLS) |
| 1934 | St. Louis Stix, Baer and Fuller (SLSL) | 1998 | Chicago Fire (MLS) ** |
| 1935 | St. Louis Central Breweries FC | 1999 | Rochester Raging Rhinos (A-League, USL) |
| 1936 | Philadelphia German-Americans SC | 2000 | Chicago Fire (MLS) |
| 1937 | New York Americans (ASL II) | 2001 | LA Galaxy (MLS) |
| 1938 | Chicago Sparta ABA (NSL) | 2002 | Columbus Crew (MLS) |
| 1939 | Brooklyn St. Mary's Celtic (ASL II) | 2003 | Chicago Fire (MLS) |
| 1940 | Baltimore SC (ASL II)/ Chicago Sparta ABA (NSL) co-champions | 2004 | Kansas City Wizards (MLS) |
| 1941 | Pawtucket Rangers of R.I. (ASL II-NE) | 2005 | LA Galaxy (MLS) ** |
| 1942 | Pittsburgh Gallatin SC | 2006 | Chicago Fire (MLS) |
| 1943 | Brooklyn Hispano (ASL II) | 2007 | New England Revolution (MLS) |
| 1944 | Brooklyn Hispano (ASL II) | 2008 | D.C. United (MLS) |
| 1945 | New York Brookhattan (ASL II) | 2009 | Seattle Sounders (MLS) |
| 1946 | Chicago Vikings (NASFL) | 2010 | Seattle Sounders (MLS) |
| 1947 | Fall River Ponta Delgada SC of Mass. * | 2011 | Seattle Sounders (MLS) |
| 1948 | St. Louis Simpkins-Ford (SLSL) | 2012 | Sporting Kansas City (MLS) |
| 1949 | Pittsburgh Morgan SC | 2013 | D.C. United (MLS) |
| 1950 | St. Louis Simpkins-Ford (SLSL) | 2014 | Seattle Sounders FC (MLS) |
| 1951 | New York German Hungarian SC * | 2015 | Sporting Kansas City (MLS) |
| 1952 | Pittsburgh Harmarville SC | 2016 | FC Dallas (MLS) |
| 1953 | Chicago Falcons (NSL) | 2017 | Sporting Kansas City (MLS) |
| 1954 | New York Americans (ASL II) | 2018 | Houston Dynamo (MLS) |
| 1955 | SC Eintracht of N.Y. (GAL) | 2019 | Atlanta United (MLS) |
| 1956 | Pittsburgh Harmarville SC | | |
| 1957 | St. Louis Kutis SC * | | |
| 1958 | Los Angeles Kickers | | |
| 1959 | San Pedro McIlvaine Canvasbacks of Calif. | | |
| 1960 | Philadelphia Ukrainian Nationals (ASL II) | | |
| 1961 | Philadelphia Ukrainian Nationals (ASL II) | | |
| 1962 | New York Hungaria (GAL) | | |
| 1963 | Philadelphia Ukrainian Nationals (ASL II) | | |
| 1964 | Los Angeles Kickers | | |
| 1965 | New York Ukrainians (GAL) | | |
| 1966 | Philadelphia Ukrainian Nationals (ASL II) | | |
| 1967 | New York Greek-Americans (GAL) | | |
| 1968 | New York Greek-Americans (GAL) | | |
| 1969 | New York Greek-Americans (GAL) | | |
| 1970 | SC Elizabeth of N.J. (GAL) | | |
| 1971 | New York Hota (GAL) | | |
| 1972 | SC Elizabeth of N.J. (GAL) | | |
| 1973 | Los Angeles Maccabee SC | | |
| 1974 | New York Greek-American (GAL) | | |
| 1975 | Los Angeles Maccabee SC | | |
| 1976 | San Francisco AC | | |
| 1977 | Los Angeles Maccabee SC | | |

* Also won Men's Amateur Cup

** Also won Division I league championship

ASL I = American Soccer League I (1923-1933)

ASL II = American Soccer League II (1934-1983)

ASL II-NE = American Soccer League II –
New England Division

CSL = Cosmopolitan Soccer League

ESL = Eastern Soccer League

GAL = German-American Soccer League

MLS = Major League Soccer

NAFBL = National Association Foot Ball League

NASFL = North American Soccer Football League

NSL = National Soccer League of Chicago

SFDML = San Francisco Division Major League

SLSL = St. Louis Soccer League

SNESSL = Southern New England Soccer League

USL = United Soccer Leagues (Formerly the USISL)

U.S. HISTORY & INFO

255





CINDY PARLOW CONE

U.S. Soccer President

Cindy Parlow Cone was elevated from Vice President to President of the U.S. Soccer Federation on March 12, 2020. Cone became the first female President of U.S. Soccer, the second sitting National Soccer Hall of Fame inductee and the first to hold the position who played for a senior U.S. National Team.

She was elected Vice President of U.S. Soccer in February of 2019 at the U.S. Soccer Annual General Meeting and served in the position for a year, completing the term that was vacated by Carlos Cordeiro when he was elected as president in 2018. She then was re-elected to a full, four-year term at the 2020 AGM in February.

Cone is a title-winning coach at the grassroots, collegiate and professional levels and holds a USSF "A" coaching license. During the past 20 years, she has served on U.S. Soccer's Referee Committee, Medical Advisory Committee, Appeals Committee, the Athletes' Council, and more recently with U.S. Soccer's Youth Task Force.

She has many years coaching at the youth level and is currently the Girls' Director for NCFC Youth in the Durham-Chapel Hill area.

The Memphis, Tennessee native was a star for the U.S. Women's National Team during a career that spanned 1996-2004, earning 158 caps while scoring 75 goals, which still stands as 8th all-time on the USA's all-time goals list. Her seven career hat tricks are still second all-time behind Mia Hamm and Carli Lloyd. She also had 35 career assists. In 1998, she won U.S. Soccer's inaugural Young Female Player of the Year Award.

At 5-foot-11, she was a towering presence on the USA's forward line. During her career she was a two-time Olympic gold medal winner (1996 & 2004) and a member of the historic 1999 Women's World Cup winning side, scoring two goals in that tournament including a diving header against Nigeria in group play and the crucial opening score in the 2-0 semifinal victory against Brazil.

She played her last match for the U.S. WNT on Dec. 8, 2004, in a 5-0 win against Mexico at The Home Depot Center in Carson, Calif., in what was also the final match for Mia Hamm, Julie Foudy, Brandi Chastain and Joy Fawcett (who was on the bench but did not play).

She is the youngest player ever to win both an Olympic gold medal and a Women's World Cup title. In total, she played in nine Olympic matches and 11 World Cup matches. In 2000, she led the USA with 19 goals, which was her career high in a calendar year. She had four hat tricks that year, one shy of a U.S. record for a single year.

She also played for the USA's youth National Teams and played three seasons in the WUSA, the USA's first women's pro league, advancing to two championship games with the Atlanta Beat.

Inducted into the National Soccer Hall of Fame in 2018, Cone was a four-time All-American at the University of North Carolina, score 68 goals and 53 assists in 103 games, and was on teams that won three NCAA titles. She won both the Hermann Trophy and the M.A.C. Player of the Year awards as the consensus college soccer player of the year as a junior and a senior, which at the time, paired her with Mia Hamm as the only twotime winners of both awards. Cone was also pioneer of sorts for college soccer, entering UNC early after three years of high school. She majored in Education at UNC.

She also served as an assistant coach at UNC, winning four NCAA titles, including 2012 when she took coaching lead due to an illness to head coach Anson Dorrance's wife.

She was also the first head coach to win a National Women's Soccer League championship, guiding Portland Thorns FC to the title in 2013 during the league's inaugural season.

Parlow is on the board for the non-profit Goals for Girls, an organization that uses "soccer to teach leadership skills in young women and teach them how to be agents of change, in their own lives and in their communities."

In the summer of 2007, she married John Cone in Chapel Hill. She has a street – Cindy Parlow Drive – named after her in her hometown of Memphis, Tenn.

WILL WILSON

CEO / Secretary General U.S. Soccer Federation



USMNT

MNT HISTORY

WORLD CUP HISTORY

PROGRAMS

COMPETITIONS

U.S. HISTORY & INFO

Will Wilson was named CEO / Secretary General of the U.S. Soccer Federation on March 23, 2020. Wilson, 52, comes to U.S. Soccer with 29 years of diverse and vast experience in the international and domestic sports industry. He brought a broad knowledge in management, P&L responsibility and overall strategic planning to the role with one of the USA's largest and most successful National Governing Bodies.

He joined U.S. Soccer from the Wasserman Media Group, where he served as an Executive Vice President and Co-Head of Football for the past eight years. Before joining Wasserman at the start of 2012, Wilson held executive positions with Soccer United Marketing, the National Football League, Champ Car World Series and Arena Football.

A seasoned sports executive who is fluent in Spanish, Wilson has amassed a background in management, commercial planning, sponsorship, player relations and media negotiation, he has experience working in both Mexico and Europe during a career in sports business which has seen him serve clubs and leagues at various levels and in a variety of positions.

As an NFLPA Certified Contract Advisor, he came to U.S. Soccer with a vast understanding of labor issues and working within the constructs of a collective bargaining agreement. Throughout his career he developed extensive knowledge and real-world experience in the areas of sponsorship acquisition, media negotiation, contract negotiations, ticket & hospitality sales, marketing/PR, brand development, event management and retail licensing.

At Wasserman, his group represented several coaches and more than 100 NFL players, including former quarterback Andrew Luck, for whom he negotiated the most lucrative contract in NFL history to date in 2016. The contract featured new record highs in both annual and guaranteed salary.

Before joining Wasserman Media Group, Wilson worked at Soccer United Marketing from 2008-2012, where he managed international partnerships and properties and oversaw the special events group for Major League Soccer and SUM. He oversaw the promotion of numerous major soccer matches and events, and negotiated business relationships with some of the world's premier soccer properties.

Wilson also served as Executive Vice President of Sales for the Arena Football League (AFL), where he managed the growth of the AFL's national sponsorship and media sales, reporting directly to the Commissioner and worked regularly with the owners and the Board of Directors.

Prior to the AFL, Wilson was the Executive Vice President of Sales for the Champ Car World Series (CART). In this role he managed the series-wide domestic and international revenue streams and oversaw the sponsorship, broadcast media, licensing, marketing, PR, and partner services functions of the international open wheel racing sanctioning body. He reported directly to the President/CEP and worked daily with race-team owners and the Board of Directors.

Wilson lived in Mexico City for five years when he served as Managing Director of NFL Mexico. Wilson oversaw all aspects of the League business in Latin America, including sponsorship, media rights, licensing, and special events. He was a major part of securing for Mexico the first-ever regular season NFL game outside of the United States which drew a record crowd of 103,000 fans at Azteca Stadium. He also led the negotiation team that restructured the NFL in-market terrestrial agreements to include joint live Super Bowl broadcasts for the first time.

Prior to his time in Mexico, he served as General Manager of the NFL Europe League Scottish Claymores based in Glasgow, Scotland, where he developed and managed all business initiatives including ticket sales, sponsorship, marketing/promotion, public relations and event and fan development programs. Wilson also did a stint in Germany with the Frankfurt Galaxy in the World League of American Football as the Assistant Director of Public Relations.

Born in London, England, Wilson graduated with a degree in English Literature from Kenyon College in Gambier, Ohio, where he was a four-year letter winner in football. He also holds an MBA from the Tecnológico de Monterrey Graduate School of Business (EGADE) in Monterrey, Mexico. He has lived 28 years of his life abroad.

He has volunteered as a youth coach in soccer, football, baseball and basketball and has experience in youth soccer after serving as an Executive Board Member for one of the largest soccer entities in the USA -- North Carolina FC Youth -- and as a board member for the Triangle Futbol Club Alliance.

He is married to Maxine and they have three soccer-playing children, two boys and a girl.

U.S. SOCCER BOARD OF DIRECTORS

The Board of Directors of U.S. Soccer is the governing board of the Federation in accordance with the Amateur Sports Act of 1978. Consisting of elected members representing all facets of soccer in the United States, the Board administers the affairs of the Federation between meetings of the National Council.

BOARD OF DIRECTORS

| | |
|---------------------------------------|--|
| President | Cindy Parlow Cone |
| Executive Vice President | Bill Taylor |
| Immediate Past President (non-voting) | Carlos Cordeiro |
| Athlete Representatives | Chris Ahrens, Carlos Bocanegra, Lori Lindsey (Lindsay Tarpley Snow - Alternate) |
| Pro Council Representatives | Lisa Baird, Don Garber |
| Adult Council Representatives | Richard Moeller, John Motta |
| Youth Council Representatives | Dr. Pete Zopfi, Tim Turney |
| At Large Representative | Mike Cullina |
| Independent Directors | Lisa Carnoy, Patti Hart, Juan Uro |
| CEO/Secretary General (non-voting) | Will Wilson |

U.S. SOCCER PRESIDENTS

| | |
|--------------|---------------------------|
| 1913-1915 | Gustav Randolph Manning |
| 1915-1917 | John A Fernley |
| 1917-1919 | Peter J. Peel |
| 1919-1923 | George Healey |
| 1923-1924 | Peter J. Peel |
| 1924-1926 | Morris W. Johnson |
| 1926-1928 | Andrew M. Brown |
| 1928-1932 | Armstrong Patterson |
| 1932-1934 | Elmer A. Schroeder |
| 1934-1936 | Joseph J. Barriskill |
| 1936-1938 | Joseph Triner |
| 1938-1941 | Harold S. Callowhill |
| 1941-1945 | Thomas E. Sager |
| 1945-1948 | Harry H. Fairfield |
| 1948-1950 | Walter J. Geisler |
| 1950-1952 | Fred W. Netto |
| 1952-1954 | James P. McGuire |
| 1954-1957 | Edward Sullivan |
| 1957-1959 | Walter Rechsteiner |
| 1959-1961 | Jack Flamhaft |
| 1961-1963 | J. Eugene Ringsdorf |
| 1963-1965 | George E. Fishwick |
| 1965-1967 | Frank E. Woods |
| 1967-1969 | Robert Guelker |
| 1969-1971 | Erwin A. Single |
| 1971-1975 | James P. McGuire |
| 1975-1984 | Gene Edwards |
| 1984-1990 | Werner Fricker |
| 1990-1998 | Alan I. Rothenberg |
| 1998-2006 | Dr. S. Robert Contiguglia |
| 2006-2018 | Sunil Gulati |
| 2018-2020 | Carlos Cordeiro |
| 2020-present | Cindy Parlow Cone |



U.S. SOCCER REFEREE PROGRAM

The U.S. Soccer Federation Referee Program's membership ranks among the largest of all FIFA nations with nearly 138,000 registered officials, instructors, assignors and assessors. Officials registered with U.S. Soccer work sanctioned games at all levels of competition including youth, adult, professional, and international matches.

Referee Education Resources

U.S. Soccer is committed to producing referee education resources aimed at supporting officials regularly working amateur games at the youth and adult levels. -These officials represent the foundation of the U.S. Soccer Referee Program and their training and development is paramount to the success of the program. This is accomplished through the development of targeted training materials supporting specific levels of competition.

Referee Identification and Training

These initiatives focus on identifying and training high potential officials with the ability to referee at the professional and international levels. These efforts see U.S. Soccer assign a network of highly qualified assessors, instructors, and referee coaches to various elite-level regional and national events. Quantitative and qualitative data from these events are used to classify the program's up-and-coming and high performing officials.

The Professional Referee Organization (PRO)

The Professional Referee Organization is the organization responsible for managing the referee and assistant referee program in professional soccer leagues in the United States and Canada, working alongside the U.S. Soccer Federation, Major League Soccer, Canadian Soccer Association, United Soccer League and National Women's Soccer League.

The organization's goals are to increase the quality of officiating in U.S. and Canadian professional leagues, develop more professional-quality officials at a younger age, and produce officials who will represent the United States and Canada in FIFA competitions.

2021 FIFA International Panel

A list of international referees and assistant referees that are eligible to officiate FIFA sanctioned matches in the coming year is announced annually by FIFA. The current American contingent totals 10 referees, 16 assistant referees, five video match officials and one futsal referee.

Men's Referees

Ismail Elfath
 Jair Marrufo
 Nima Saghafi
 Ted Unkel
 Rubiel Vazquez
 Armando Villarreal

Men's Referee Assistants

Frank Anderson
 Ian Anderson
 Kyle Atkins
 Cameron Blanchard
 Logan Brown
 Apolinar Mariscal
 Eduardo Mariscal
 Corey Parker
 Corey Rockwell
 Luis Uranga

Women's Referees

Karen Abt
 Danielle Chesky
 Ekaterina Koroleva
 Tori Penso

Women's Referee Assistants

Jennifer Garner
 Felisha Mariscal
 Brooke Mayo
 Alicia Messer
 Kathryn Nesbitt
 Deleana Quan

Video Match Officials

Allen Chapman
 Tim Ford
 Edwin Jurisevic
 Chris Penso
 Armando Villarreal

Men's Futsal Referees

Josh Wilkens

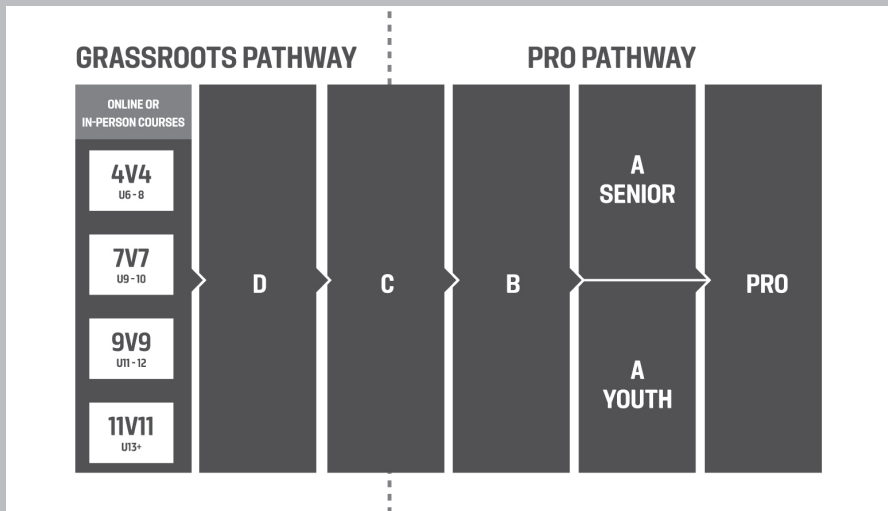


U.S. SOCCER'S COACHING DEPARTMENT AND NATIONAL COACHING SCHOOLS

USMNT
MNT HISTORY
WORLD CUP HISTORY
PROGRAMS
COMPETITIONS
U.S. HISTORY & INFO

U.S. Soccer Coaching Education was established in the early 1970s by famed West German teacher and coach Dettmar Cramer. Each level of the U.S. Soccer Coaching License Pathway is designed to meet the needs of coaches ranging from the coach who is inexperienced in soccer to the former professional player who desires to coach in amateur, professional or international competitions.

U.S. Soccer has licensed thousands of coaches in the decades since the department was first founded. U.S. Soccer is committed to providing soccer coaches with up-to-date theoretical and practical knowledge so coaches can develop to their full potential. The diagram below shows the current U.S. Soccer Coaching License Pathway.



U.S. Soccer provides courses in which coaches can earn nationally-recognized certifications which afford them opportunities and recognition inherent in the attainment of various levels of coaching expertise. Proven curriculums improve coaches' knowledge of the game and provide valuable information on current coaching trends and international developments in the game.

The course curriculums are based on sets of tasks that a coach must carry out. These tasks are defined as coaching matches, coaching training sessions, leading the team, leading the player, managing a performance environment, leadership and more. Coaches will be educated and assessed based on the progression of these tasks relative to each course within the license pathway.

A (Senior and Youth), B and C level courses span four to ten months and take place over a series of meetings. Candidates have an opportunity to practically apply what they have learned in their home environment with their own team between meetings. U.S. Soccer staff typically travel to assess candidates in their home environment for the Pro, A-Senior and A-Youth courses.

U.S. Soccer also offers a D license that is available through member organizations. While the member organizations are responsible for the execution of these courses, the curriculum is developed and overseen by U.S. Soccer Coaching Education. For more information on U.S. Soccer Coaching Education courses, visit the U.S. Soccer Learning Center at learning.ussoccer.com.

The following is an overview of U.S. Soccer Coaching Education courses and the curriculum for each course:

Introduction to Grassroots Coaching

The Introduction to Grassroots Coaching is a cost-free, online module intended for all parents and coaches of youth players. The focus of this grassroots introduction is to share U.S. Soccer's best practices in creating a fun, supportive, activity-centered and age-appropriate environment for grassroots players.

Grassroots Licenses

The eight Grassroots courses, which replaced the F and E License courses, offer an a-la-carte approach meant to empower coaches with education that is relevant to their specific coaching needs. The Grassroots Licenses will help coaches ensure fun, enjoyable and developmentally-appropriate environments for their players. Candidates will learn how to understand the basic needs of grassroots players, the basic structure of the game, the basic structure of a grassroots training session and the basic tasks of a grassroots coach. A unique combination of three of the eight Grassroots Licenses, including two in-person courses (one of which must be 11v11) and one online course now formally represent the prerequisite to progress to the U.S. Soccer D License.

D License

The National D license is a 45 to 60-hour course for the grassroots coach who meets the prerequisites outlined above. The focus of this course is to prepare coaches to work with youth teams (U-6 to U-19) in a participation environment. Coaches will learn to create game-like training sessions and a gameday environment that encourages players' ownership of their decision-making. The course consists of a mix of classroom lectures and field sessions that focus on using the Play-Practice-Play training methodology.

C License

The C license prepares coaches to work with youth teams (U-11 to U-19) in a participation environment. The goals of the course are to educate candidates in creating a series of progressive game-like training sessions that encourage players' ownership of their decision-making and creating a gameday environment linked to training session goals. The C course lasts four months.

B License

The B license prepares coaches to work with youth (U-13+) or senior teams in a performance environment. Goals of the course are to educate candidates in implementing a game model based on a style of play as well as creating and implementing a coaching structure to influence players during games and training sessions. The B course lasts six months.

A-Youth License

The A-Youth License prepares coaches to work as a head coach with youth teams in a high-performance environment. The course runs for 10 months, typically including three in-person meetings and three development periods. Candidates are educated in creating and articulating a style of play in a game model as well as creating and implementing a training and coaching methodology to develop the team and individual players during training sessions and games.

A-Senior License

The A-Senior License prepares coaches to work as a head coach with a senior team in a high-performance environment. Similar to the A-Youth License, candidates are educated in creating and articulating a style of play in a game model as well as creating and implementing a training and coaching methodology to develop the team and individual players during training sessions and games. The course runs for 10 months, typically including three in-person meetings and three development periods.

Academy Director License

The Academy Director License is designed to meet the high demands and standards of leading an academy in an elite youth development environment. Goals of the course are to educate candidates in creating an elite training and competitive environment that is aligned with the club philosophy, and creating a culture of excellence that seeks to develop a complete player on and off the field. The course runs for 10 months.

Pro License

The Pro License prepares candidates to work as a head coach with a senior team at the highest level of national and international professional soccer. Primary goals of the course are to educate the candidate in developing a winning team culture, creating a game model that aligns with the club culture, the quality of the players and beliefs of the coach, and developing and using a leadership style that drives the high-performance environment. The year-long course is centered around the management of a professional team.

U.S. Soccer National Development Center

Home to U.S. Soccer Coaching Education and Sporting Kansas City's first team, the National Development Center celebrated its grand opening on May 16, 2018. The \$75 million, 50.49-acre facility, which serves as the home to the U.S. Soccer Coaching Education department, is also home to Children's Mercy Sports Medicine Center. Sporting the latest soccer-specific technology and sports medicine innovations, the NDC represents the future of the sport in the United States and aligns with U.S. Soccer's primary objective of improving the sport at all levels.

Located along the north side of the NDC, the U.S. Soccer Coaching Education Center provides a world-class environment designed to maximize the development of coaches. With full-time administrative and technical staff, two locker rooms, four classrooms with operable walls, six breakout rooms, all-day cafeteria access, two full-size, synthetic turf fields with LED sports lighting, and a two-story coaching pavilion, the NDC will host more than its fair share of U.S. Soccer coaching courses over the coming years.

The NDC is located at 1913 Pinnacle Way in Kansas City, KS. Sitting approximately 1.5 miles northeast of Children's Mercy Park, Sporting Kansas City's home venue, the NDC is about a 20-minute ride from the Kansas City International Airport and equidistant from downtown Kansas City (Missouri).

U.S. Soccer National Training Center

U.S. Soccer's National Training Center at Dignity Health Sports Park in Carson, Calif., stands as one of the great achievements in the organization's 100-plus-year history. What started as a vision in 1999 became a reality with its construction in 2003 and is now widely hailed as an exemplar of sports infrastructure in the United States.

The complex is a first-class facility that shows the integration of all U.S. National Team programs, from talent identification camps straight through to the full Men's and Women's National Teams playing in the main stadium.

The National Training Center officially opened on June 6, 2003, as the U.S. Under-17 Men's National Team arrived to begin training. The first game at what is now known as Dignity Health Sports Park was played in the stadium one day later on June 7, 2003, as the Los Angeles Galaxy topped the Colorado Rapids 2-0 in Major League Soccer action.

Located on the campus of California State University, Dominguez Hills, the National Training Center includes four grass soccer fields, two FieldTurf soccer fields and a general training area. The complex also includes three additional practice fields, as well as all the necessary team support facilities, including locker rooms, a training room, a weight room and office space for staff. U.S. Soccer has approximately 10 full-time staff working out of the National Training Center.

In a very short time, the National Training Center established itself as the center of the soccer world in the United States and was the main reason the United States was able to serve as an emergency host for the 2003 FIFA Women's World Cup. The facility hosted early round games, as well as the third-place match and the final on short notice after the tournament was moved from China to the United States.

The stadium has also hosted numerous international and professional tournaments, including the Concacaf Gold Cup, Champions League, SuperLiga and InterLiga, while also attracting some of the largest clubs in the world for friendlies.

THE NTC AT THE DHSP: Dignity Health Sports Park is home to U.S. Soccer's National Training Center in Carson, Calif.



Facility Facts

- Soccer Stadium Opening: June 7, 2003
- 27,000 Seat Soccer Stadium
- 8,000 Seat Tennis Stadium
- 2,000 Seat Track & Field Stadium
- 9 Soccer Training Fields
(including two artificial surfaces)
- 30 Tennis Courts

The U.S. Soccer Development Fund

U.S. Soccer established the U.S. Soccer Development Fund in 2016. The Development Fund is the Federation's first-ever program that empowers fans to directly impact the game of soccer at a national level through their individual philanthropic gifts.

U.S. Soccer is a 501(c)(3) nonprofit and receives no federal government funding. Its mission is simple: to make soccer, in all its forms, the preeminent sport in the United States.

Donations to U.S. Soccer are tax deductible and support the Development Fund, including developing:

- More and better coaches by establishing a national network of coach educators and high-quality programs at the National Development Center. In 2020, U.S. Soccer announced the Jill Ellis Scholarship Fund to support U.S. Soccer's goal of increasing the number of elite female coaches.
- National Teams that consistently succeed on the international stage through better scouting, more training opportunities, and a High Performance department that maximizes technology and innovative sports science

Fans can donate to support U.S. Soccer through four opportunities and fundraising programs:

- **Make a direct donation to U.S. Soccer** by check, wire or online donation at ussoccer.com/donate. Read more about general donations at developmentfund.ussoccer.com/how-to-give.
- **Join an elite "Circle" of the U.S. Soccer Development Fund.** These annual memberships include corresponding benefits and are organized into four distinct Circles (levels): Supporters Circle (\$500 a year), Captains Circle (\$1,000 a year), Coaches Circle (\$5,000 a year) and Presidents Circle (\$10,000). Read more about Circle benefits at <https://www.ussoccer.com/insiders>.
- **Participate in a Patrons Program.** The U.S. Soccer Patrons Program is a high-access multi-day VIP travel program that allows guests to experience a Men's or Women's National Team match as part of the official delegation. Participation is made possible through a donation to U.S. Soccer. The donation varies per trip, which are available around various matches throughout the year and during major tournaments, including the FIFA World Cup and Women's World Cup. Read more about the Patrons Program at developmentfund.ussoccer.com/patrons-program.
- **Participate in a Fantasy Camp.** The U.S. Soccer Fantasy Camp is a soccer training camp that allows players to experience a National Team camp environment. Fantasy Camps are organized similarly to National Team camps, with a small number of "roster spots" available for players of designated ages and genders. Participation is made possible through a donation to U.S. Soccer which varies per camp. Read more about Fantasy Camps at developmentfund.ussoccer.com/fantasy-camp.

More information about the U.S. Soccer Development Fund and fundraising programs is available at developmentfund.ussoccer.com.



The U.S. Soccer Foundation The Major Charitable Arm of Soccer

The U.S. Soccer Foundation is a prominent leader in sports-based youth development, using soccer as a vehicle for social change among youth. The Foundation provides nationally recognized programs that are proven to deliver positive health and social outcomes. Its innovative, accessible and affordable initiatives offer safe environments in which both boys and girls thrive. Since the Foundation's inception, it has impacted more than 13 million individuals through more than \$100 million in direct funding to over 600 organizations nationwide. The Foundation recently announced its goals to serve one million children annually in quality soccer programs and build 1,000 safe playing spaces by 2026.

Dedicated to growing the sport of soccer and using it as a vehicle for positive change, the Foundation runs three national programs:

SOCCER FOR SUCCESS

Soccer for Success is the U.S. Soccer Foundation's afterschool program, offered free to participants, that uses soccer as a tool to address children's health issues, teach critical life skills, and promote healthy lifestyles in underserved communities. The Foundation partners with community-based organizations across the country to operate *Soccer for Success* sites – providing tens of thousands of children with quality afterschool programming led by trained coach-mentors three times per week for the entire school year. Currently, the *Soccer for Success* program serves more than 40,000 children in over 180 communities across the country. To date, more than 100,000 youth have participated in *Soccer for Success*.

SAFE PLACES TO PLAY

In addition to programming, the U.S. Soccer Foundation works to provide children with safe and accessible places to play by transforming underutilized spaces into soccer fields. In communities where space is at a premium, the Foundation developed the 'mini-pitch' to provide customized solutions to meet communities' needs. The Foundation's *Safe Places to Play* program also provides grants to organizations to help them build or enhance field space(s) in their communities.

PASSBACK

Since 2002, the U.S. Soccer Foundation's *Passback* program has collected and redistributed more than one million pieces of soccer equipment to children in underserved communities. Thanks to dedicated individuals, soccer clubs, and organizations that collect and donate soccer equipment, the *Passback* program is able to bring the game of soccer to children who love the sport but can't afford the gear to play.

In addition to its programs, the Foundation is dedicated to assisting those who serve youth through soccer in underserved communities. Each year the Foundation organizes the Urban Soccer Symposium, an event which brings together non-profit organizations that directly support soccer programs and projects to share funding resources, best practices and other technical expertise. The Foundation has laid the groundwork for networking and partnership opportunities among urban soccer programs nationwide.

The U.S. Soccer Foundation
Board of Directors:

PRESIDENT & CEO
Ed Foster-Simeon

OFFICERS

Alan Rothenberg (Founder/Lifetime Director)
Charles Marshall (Chairman Emeritus)
Cully Stimson (Chairman)
Kevin Payne (Vice Chairman)
Dr. Dana Weintraub (Secretary)
David Nathanson (Treasurer)

DIRECTORS

Paul Britton
Dr. Jane Delgado
Enrico Gaglioti
Evelyn Gill
Richard Groff
Heather Higginbottom
Brian Klein
Peter B. Luther
David Messersmith
Jim Messina
JoAnn Neale
Cindy Parlow Cone
Dan Popp
Danielle Slaton
Juergen Sommer
David Sutphen
James Walsh
Brian Weinstein
Leighton Welch

U.S. Soccer Foundation
1140 Connecticut Ave. NW Suite 1200
Washington, D.C. 20036
Phone: 202-872-9277
Fax: 202-872-6655
info@ussoccerfoundation.org
www.ussoccerfoundation.org



NATIONAL SOCCER HALL OF FAME

NATIONAL SOCCER HALL OF FAME

The National Soccer Hall of Fame (NSHOF) is a public-private partnership among FC Dallas, the City of Frisco, Frisco Independent School District and U.S. Soccer Federation. The NSHOF, part of a \$55 million renovation at Toyota Stadium in Frisco, Texas, contains two components: The NSHOF Experience and the HOF Club.

The NSHOF Experience is a 10,000-square foot segment of the NSHOF that honors the past, while fully incorporating modern technology of the present and future including virtual reality, gesture technology and interactive digital video boards throughout to celebrate the players, veterans and builders of American soccer that have elevated the sport to where it is today. It features interactive exhibits, iconic soccer memorabilia and serves as the home for Hall of Fame induction ceremonies annually.

The NSHOF's new home in Frisco comes after not having a home for seven years, with the previous home located in Oneonta, N.Y. from 1979-2010. The NSHOF was officially recognized by U.S. Soccer in 1983.

What is now the National Soccer Hall of Fame first sprang to life in 1950 when a group of former professional and amateur players from the Philadelphia "Old-timers" Association took it upon themselves to recognize the achievements of soccer in America. Sixty years after the "Old-timers" first got together, more than 300 members have been elected to the Hall of Fame for their outstanding contributions to American soccer, both on and off the field.

The Hall of Fame also possesses an archive of more than 80,000 items, which make up one of the largest collections of soccer artifacts and records in the world. The collection includes such rare pieces as the world's oldest soccer ball (made in the USA) and both the 1991 and 1999 FIFA Women's World Cup trophies. The collection also includes the North American Soccer League archive, the 1994 FIFA World Cup USA archive, a rare soccer photography collection from New York depression-era photographer John Albok, materials from the U.S. National Teams in World Cup competition and artifacts from the American Soccer League of the 1920's and 1950's.

Members are elected in three categories – Player, Builder and Veteran (player) – and elections and inductions are carried out annually.

The election procedures and policies were revised in the fall of 2020. Heading into voting for the 2021 class, a new 96-member Selection Committee consisting of HOF Inductees, media members/historians, and First Division soccer executives/coaches will vote annually to induct between 2-4 new NSHOF members to each class with a typical class including two Players, one Veteran, and one Builder.



USMNT
MNT HISTORY
WORLD CUP HISTORY
PROGRAMS
COMPETITIONS
U.S. HISTORY & INFO

NATIONAL SOCCER HALL OF FAME MEMBERS

- PLAYERS -

| | | |
|------------------------------------|-------------------------------------|------------------------------------|
| Agoos, Jeff2009 | Gabarra, Carin Jennings2000 | O'Brien, Shamus *1990 |
| Akers, Michelle.....2004 | Gaetjens, Joseph *1976 | Olaff, Gene *1971 |
| Alberto Torres, Carlos2003 | Gallagher, James *1986 | Oliver, Arnold *1968 |
| Annis, Robert *1976 | Gardassanich, Gino *1976 | Oliver, Len1996 |
| Armstrong, Desmond.....2012 | Gentle, James *1986 | Overbeck, Carla2006 |
| Auld, Andrew *1986 | Getzinger, Rudy1991 | Pariani, Gino *1976 |
| Bachmeier, Adolph2002 | Glover, Edward 'Teddy' *1965 | Parlow-Cone, Cindy2018 |
| Bahr, Walter *1976 | Gonsalves, Adelino 'Billy' * ..1950 | Patenaude, Bert *1971 |
| Balboa, Marcelo2005 | Gormley, Robert.....1989 | Pele1993 |
| Barr, George *1983 | Govier, Sheldon *1950 | Perez, Hugo2008 |
| Beardsworth, Fred *1965 | Granitza, Karl-Heinz.....2003 | Pope, Eddie2011 |
| Beckenbauer, Franz1998 | Gryzik, Joseph1973 | Radosavljevic, Preki2010 |
| Bernabei, Raymond*1978 | Hamm, Mia2007 | Ramos, Tab2005 |
| Bocanegra, Carlos2020 | Harker, Albert *1979 | Ratican, Harry *1950 |
| Bogicevic, Vladislav 'Bogie' .2002 | Harkes, John2005 | Renzulli, Peter *1951 |
| Bookie, Michael *1986 | Heinrichs, April1998 | Reyna, Claudio2012 |
| Borghi, Frank *1976 | Hynes, John *1977 | Roe, Jimmy *1997 |
| Boulos, John *1980 | Jaap, John *1953 | Rote Jr., Kyle2010 |
| Brittan, Harold *1951 | Jones, Cobi2011 | Roth, Werner1989 |
| Brown, David *1951 | Keller, Kasey2015 | Roy, Willy.....1989 |
| Brown, George.....1995 | Keough, Harry *1976 | Ryan, Francis J. 'Hun' *1958 |
| Brown, James *1986 | Kropfelder, Nicholas *1996 | Salcedo, Fabri *2005 |
| Caligiuri, Paul2004 | Kuntner, Rudy *1963 | Schaller, Willy *1995 |
| Caraffi, Ralph *1959 | Lalas, Alexi2006 | Scurry, Briana2017 |
| Carenza, Joseph S. *1982 | Lang, Millard *1950 | Slone, Philip *1986 |
| Chacurian, Efrain 'Chico' * ..1992 | Lenarduzzi, Bob2003 | Smith, Bobby2007 |
| Chastain, Brandi.....2016 | Lilly, Kristine.....2014 | Souza, Ed *1976 |
| Chesney, Stanley *1966 | Looby, William *2001 | Souza, John 'Clarkie' *1976 |
| Child, Paul2003 | Maca, Joseph *1976 | Spalding, Charles H. *1950 |
| Chinaglia, Giorgio *2000 | MacMillan, Shannon2016 | Stark, Archie *1950 |
| Cirovski, Shannon Higgins ...2002 | Mausser, Arnie2003 | Stewart, Earnie2011 |
| Clavijo, Fernando *2005 | McBride, Brian2014 | Swords, Thomas *1951 |
| Colombo, Charles *1976 | McBride, Pat1994 | Tintle, George *1952 |
| Coombes, Geoff *1976 | McGhee, Bart *1986 | Tracy, Raphael *1986 |
| Cradock Jr., Robert *1997 | McGuire, John *1951 | Trost, Al2006 |
| Daniilo, Paul *1997 | McIlvenny, Edward *1976 | Vaughn, Frank *1986 |
| Davis, Rick.....2001 | McLaughlin, Ben *1977 | Vermes, Peter2013 |
| Dick, Walter *1989 | McNab, Alex *2005 | Wallace, Frank *1976 |
| DiOrio, Nick *1974 | Meola, Tony2012 | Wambach, Abby.....2019 |
| Donelli, Aldo 'Buff' *1954 | Mieth, Werner *1974 | Weir, Alex *1975 |
| Dooley, Thomas2010 | Milbrett, Tiffeny.....2018 | Willey, Alan2003 |
| Douglas, James E. *1954 | Millar, Robert *1950 | Wilson, Bruce.....2003 |
| Duggan, Thomas *1955 | Monsen, Lloyd.....1994 | Wilson, Peter *1950 |
| Dunn, James *1974 | Moore, Joe-Max2013 | Windischmann, Michael2004 |
| Ely, Alexander1997 | Moore, Johnny.....1997 | Wolanin, Adam *1995 |
| Fawcett, Joy2009 | Moorhouse, George *1986 | Wood, Alex *1986 |
| Ferguson, John *1950 | Morrison, Robert *1951 | Wynalda, Eric2004 |
| Fleming, Tom 'Whitey' *2005 | Murphy, Ed1998 | Zerhusen, Al.....1978 |
| Florie, Thomas *1986 | Murray, Bruce.....2011 | |
| Foudy, Julie2007 | Myernick, Glenn "Mooch"* ..2015 | |
| Fricker, Werner *1992 | Nanoski, John "Jukey" *1993 | |
| Friedel, Brad2018 | Nelson, Johnny *2005 | |
| Fryer, William J. *1951 | Nielsen, Werner *2005 | |
| | Ntsoelengoe, Patrick "Ace" *2003 | |

* deceased

NATIONAL SOCCER HALL OF FAME MEMBERS

- BUILDERS -

| | | |
|--------------------------------------|---------------------------------------|-----------------------------------|
| Abronzino, Umberto * 1971 | Gansler, Bob 2011 | Palmer, William * 1952 |
| Aimi, Milton * 1991 | Garber, Don 2016 | Pearson, Edward * 1990 |
| Alonso, Julius A. * 1972 | Garcia, Prudencio 'Pete' * 1964 | Peel, Peter J. * 1951 |
| Andersen, William * 1956 | Giesler, Walter * 1962 | Peters, Wally * 1967 |
| Anschutz, Phillip 2006 | Gould, David L. * 1953 | Phillipson, Don * 1987 |
| Ardizzone, John * 1971 | Greer, Donald * 1985 | Piscopo, Giorgio * 1978 |
| Arena, Bruce 2010 | Guelker, Robert * 1980 | Pomeroy, Edgar * 1955 |
| Armstrong, James * 1952 | Guennel, Dr. G.K. * 1980 | Ramsden, Arnold * 1957 |
| Barriskill, Joseph J. * 1953 | Gulati, Sunil 2019 | Reese, Vernon R. * 1957 |
| Berling, Clay * 1995 | Healy, George * 1951 | Ringsdorf, J. Eugene* 1979 |
| Best, John O. * 1982 | Heilpern, Herbert * 1988 | Robbie, Elizabeth * 2003 |
| Booth, Joseph * 1952 | Hemmings, William * 1961 | Robbie, Joe * 2003 |
| Boxer, Matthew * 1961 | Hermann, Robert 2001 | Ross, Steve * 2003 |
| Bradley, Bob 2014 | Howard, Ted 2003 | Rothenberg, Alan I. 2007 |
| Bradley, Gordon * 1996 | Hudson, Maurice * 1966 | Rottenberg, Jack J. * 1971 |
| Briggs, Lawrence E. * 1978 | Hunt, Lamar * 1982 | Sager, Thomas * 1968 |
| Brock, John * 1950 | Iglehart, Alfredda * 1951 | Saunders, Harry * 1981 |
| Brown, Andrew M. * 1950 | Jeffrey, William * 1951 | Schellscheidt, Manfred 1990 |
| Cahill, Thomas W. * 1950 | Johnson, Jack * 1952 | Schillinger, Emil * 1960 |
| Chyzowych, Walter * 1997 | Kabanica, Mike * 1987 | Schmid, Sigi * 2015 |
| Coll, John * 1986 | Kehoe, Robert 1989 | Schroeder, Elmer * 1951 |
| Collins, George M. * 1951 | Kelly, Frank * 1994 | Schwarz, Erno * 1951 |
| Collins, Peter * 1998 | Kempton, George * 1950 | Shields, Fred * 1968 |
| Commander, Colin * 1967 | Klein, Paul * 1953 | Single, Erwin * 1981 |
| Contiguglia, Dr. Robert S. 2018 | Kleinaitis, Alfred 1995 | Smith, Alfred * 1951 |
| Cordery, Ted * 1975 | Kozma, Oscar * 1964 | Smith, Patrick * 1998 |
| Craddock Sr., Robert * 1959 | Kracher, Frank * 1983 | Spath, Reinhold 1997 |
| Craggs, Edmund * 1969 | Kraft, Raymond G. * 1984 | Steelink, Nicolaas * 1971 |
| Craggs, George * 1981 | Kraus, Harry * 1963 | Steinbrecher, Hank 2005 |
| Cummings, Wilfred R. * 1953 | Lamm, Kurt * 1979 | Stern, Lee 2003 |
| Delach, Joseph * 1973 | Larson, Bertil * 1988 | Steur, August * 1969 |
| DeLuca, Enzo * 1979 | Lewis, H. Edgar * 1950 | Stewart, Douglas * 1950 |
| DiCicco, Tony * 2012 | Lombardo, Joseph * 1984 | Stone, Robert T. * 1971 |
| Donaghy, Edward J. * 1951 | Long, Dennis 1993 | Toye, Clive 2003 |
| Donnelly, George * 1989 | MacEwan, John J. * 1953 | Triner, Joseph * 1952 |
| Dorrance, Anson 2008 | Machnik, Dr. Joe 2017 | Walder, James A. * 1971 |
| Dresmich, John W. * 1968 | Magnozzi, Enzo * 1977 | Washauer, Adolph * 1977 |
| Duff, Duncan * 1972 | Maher, Jack * 1970 | Webb, Thomas * 1987 |
| Edwards, Gene * 1985 | Manning, Dr. Randolph * 1950 | Weston, Victor * 1956 |
| Epperlein, Rudy * 1951 | Marre, John * 1953 | Woods, John W. * 1952 |
| Ertegun, Ahmet * 2003 | McClay, Allan * 1971 | Woosnam, Phil * 1997 |
| Ertegun, Nesuhi * 2003 | McGrath, Frank * 1978 | Yeagley, Jerry 1989 |
| Fairfield, Harry * 1951 | McGuire, James P. * 1951 | Young, John * 1958 |
| Feibusch, Ernst * 1984 | McSkimming, Dent * 1951 | Zampini, Daniel * 1963 |
| Fernley, John A. * 1951 | Merovich, Peter * 1971 | |
| Ferro, Charles * 1958 | Miller, Al 1995 | |
| Fishwick, George E. * 1974 | Miller, Milton * 1971 | |
| Flamhaft, Jack * 1964 | Mills, James * 1954 | |
| Fleming, Harry G. * 1967 | Moore, James F. * 1971 | |
| Foulds, Powys A.L. * 1953 | Morrisette, William * 1967 | |
| Foulds, Sam T.N. * 1969 | Netto, Fred * 1958 | |
| Fowler, Daniel W. * 1970 | Newman, Ron * 1992 | |
| Fowler, Margaret * 1979 | Niotis, Dimitrios * 1963 | |

* deceased

USMNT

MNT HISTORY

WORLD CUP HISTORY

PROGRAMS

COMPETITIONS

U.S. HISTORY & INFO

SOCCER PARTICIPATION

TOTAL SOCCER PARTICIPANTS

WORLD: 270 million *
CONCACAF: 43 million *
USA: 24 million *

- In 2019, there were over 4 million registered players in the United States, broken down as follows:

| | |
|--------------------------|------------------|
| ADULT | 244,690 |
| USASA | 201,761 |
| AYSO | 4,921 |
| WPSL | 3,412 |
| EDP | 1,640 |
| GCPL | 607 |
| SAY | 546 |
| NPSL | 3,132 |
| US Club Soccer | 14,756 |
| WCSA | 2,070 |
| UWS | 11,845 |
| YOUTH | 3,782,491 |
| AYSO | 385,115 |
| US Club Soccer | 475,467 |
| SAY Soccer | 93,593 |
| USSSA | 6,315 (2017) |
| US Youth Soccer | 2,698,874 |
| Additional Club Players: | 20,592 |
| PROFESSIONAL | 1,800 |
| TOTAL (2015) | 4,028,981 |

The USA's 4 million registered players are the second most in the world, behind only Germany (6.3 million*), and ahead of third-ranked Brazil (2.1 million*).

Soccer continues to see impressive participation growth at the high school and collegiate levels. In the 2014-15 academic year, Soccer was fourth most popular high school sport for girls (behind only track and field, volleyball and basketball) with 375,681 participants, but showed the steepest continued incline in new participants[^] over the last 15 years. Participation levels increase for soccer at the collegiate level relative to all other sports with only track and field involving more athletes; however new track and field team numbers are stagnant, while colleges and universities continue adding women's soccer programs with 599 having been started throughout the country since 1988-89.+

With approximately 145,000 registered referees, the U.S. is second in the world behind only Japan.

According to the 2010 FIFA Big Count, there are nearly 800,000 soccer officials in the U.S. (coaches, referees, administrators).

* Source: *fifa.com (The Big Count, 2010)*

[^] Source: *2015-16 National Federation of State High School Associations Handbook + NCAA Participation Rates Going Up - Nov 2, 2011 (NCAA.com)*



SOCCER ON TELEVISION

As the game has grown in the United States, so has the amount of soccer on television. With the amount of coverage increasing each year, soccer fans in the U.S. are able to watch games – in a single weekend no less – from top leagues in countries such as Argentina, Brazil, England, France, Germany, Italy, Mexico, and Spain.

Remarkable growth in the demand for domestic soccer viewership led to the signing of a landmark TV rights deal between U.S. Soccer, MLS and major television broadcasters ESPN, FOX Sports and Univision in 2014. An eight-year agreement through 2022 will see all three networks televise both U.S. Men's and Women's National Team matches. ESPN and FS1 will split the English-language Men's National Team broadcast package of approximately 10 games per year and will likewise share the schedule of Women's National Team games. TUDN, the exclusive Spanish language home of U.S. Soccer, will broadcast all USMNT games, plus a minimum of four USWNT matches each year throughout the term of the agreement.

The U.S. viewer has benefited from the overall increase in the number of televised games, be they domestic or international matches, and viewership will continue to grow in the years to come.

Details of the U.S. Soccer and MLS television broadcast deal through 2022:

ESPN Networks & FOX Sports

- ESPN and FOX Sports 1 will share all U.S. Soccer matches.
- ESPN and FOX Sports will share MLS Cup Playoff matches outside of two Univision games.
- MLS Cup will alternate each year between ESPN and FOX Sports.
- The AT&T MLS All-Star Game will alternate each year between ESPN and FOX Sports.

ESPN Networks

- ESPN will broadcast a minimum of 34 MLS regular season games, on an exclusive basis, on Sundays at 5 p.m. ET primarily on ESPN2.
- ESPN3 will carry the matches in MLS' out-of-market package.
- ESPN Radio and ESPN Deportes Radio networks have the rights to broadcast MLS matches.
- ESPN obtains digital rights across all platforms and devices for the games it televises.

FOX Sports

- FOX Sports will broadcast a minimum of 34 MLS regular season games, on an exclusive basis, on Sundays at 7 p.m. ET primarily on FOX Sports 1.
- FOX Sports obtains digital rights across all platforms and devices for the games it televises, including its FOX Sports GO mobile app and FOXSportsGO.com for desktops.
- FOX Sports obtains digital highlight rights for MLS's out-of-market package via FOX Sports digital platforms
- FOX Sports Radio network has the opportunity to broadcast MLS matches.
- Opportunity to broadcast the MLS SuperDraft and other marquee MLS events.

Univision

- All U.S. Soccer Men's National Team matches, including a minimum of four U.S. Women's National Team matches each year over the duration of the deal.
- Minimum of 34 MLS regular season games, on an exclusive basis, on Friday evenings either at 7 p.m. ET or 11 p.m. ET primarily on UniMás.
- Two MLS Cup Playoff matches per season, on an exclusive basis, during the knockout round.
- The AT&T MLS All-Star Game and MLS Cup, exclusively in Spanish on Univision.
- Exclusive MLS matches on the Univision networks will include second audio program (SAP), providing viewers the option of watching games in English. English audio also will be available for matches televised on Univision's digital platforms.
- TUDN, Univision's 24 hour sports network, will feature five to seven consecutive Friday doubleheaders in May and June that will be surrounded by two hours of MLS ancillary programming.
- TUDN will televise a weekly MLS wrap-up program and a condensed MLS match of the week each Sunday.
- Univision obtains digital rights across all platforms and mobile devices for the games it televises.

2018/2019/2022/2023 FIFA WORLD CUP TELEVISION RIGHTS

In October of 2011, the amazing growth of the sport was demonstrated when a bidding war over the U.S. broadcast rights for the 2018 and 2022 FIFA World Cups and 2019 and 2023 FIFA Women's World Cups played out in Zurich, Switzerland. In the end, a record sum of more than \$1 billion was paid by Fox and Telemundo, an increase of more than 147 percent over the combined \$425 million that ESPN and Univision paid for the rights to the 2010 and 2014 tournaments.

Fox paid a reported \$450 to \$500 million to beat out ESPN and NBC for the English rights, while Telemundo is said to have paid \$600 million to outbid Univision for the Spanish rights. Additionally, FIFA granted FOX the U.S. broadcast rights for the 2026 World Cup, which was awarded to the United Bid from Canada, Mexico and the United States at the 2018 FIFA Congress.

U.S. TELEVISION RIGHTS FEES FOR FIFA WORLD CUP

| Year | Fee | English Network | Fee | Spanish Network | Total Fee |
|-----------|--------|-----------------|--------|-----------------|-----------|
| 2002/2006 | \$40M | ABC/ESPN | \$125M | Univision | \$165M |
| 2010/2014 | \$100M | ABC/ESPN | \$325M | Univision | \$425M |
| 2018/2022 | \$450M | FOX | \$600M | Telemundo | \$1.05B |

MOST WATCHED SOCCER GAMES IN U.S. HISTORY

| Rank | Date | Match | Networks | Viewers |
|------|---------------|-------------------|----------------|---------|
| 1 | July 13, 2014 | Germany-Argentina | ABC/Univision | 29.2m |
| 2 | July 5, 2015 | USA-Japan | FOX | 26.7m |
| 3 | June 22, 2014 | USA-Portugal | ESPN/Univision | 24.7m |
| 4 | July 11, 2010 | Spain-Netherlands | ABC/Univision | 24.7m |
| 5 | July 1, 2014 | USA-Belgium | ESPN/Univision | 21.6m |

2019 WOMEN'S WORLD CUP U.S. GAME VIEWERSHIP

U.S. VS. THAILAND (JUNE 11)

FOX: 2 million households / 2.6 million viewers
Telemundo: 290K households / 446K viewers
Combined: 2.3 million households / 3 million viewers

U.S. VS. CHILE (JUNE 16)

FOX: 3.6 million households / 5.3million viewers
Telemundo: 468K households / 744K viewers
Combined: 4 million households / 6million viewers

U.S. VS. SWEDEN (JUNE 20)

FOX: 2.8 million households / 3.7 million viewers
Telemundo: 302K households / 405K viewers
Combined: 3.1 million households / 4.1 million viewers

U.S. VS. SPAIN (JUNE 24)

FS1: 2.4 million households / 3.2 million viewers
NBCSN: 79K households / 103K viewers
Telemundo: 500K households / 656K viewers
Combined: 3 million households / 3.9 million viewers

U.S. VS. FRANCE (JUNE 28)

FOX: 4.5 million households / 6.1 million viewers
Univiso: 115K households / 156K viewers
Combined: 4.6 million households / 6.3 million viewers

U.S. VS. ENGLAND (JULY 2)

FOX: 5.1 million households / 7.1 million viewers
NBCSN: 78K households / 115K viewers
Telemundo: 639K households / 919K viewers
Combined: 5.8 million households / 8.1 million viewers

U.S. VS. NETHERLANDS (JULY 7)

FOX: 9.1 million households / 14 million viewers
Telemundo: 846K households / 1.3 million viewers
Combined: 10 million households / 15.3 million viewers

FIFA®

FIFA - SOCCER'S WORLD GOVERNING BOARD

Founded in 1904 to provide unity among national soccer associations, the Federation Internationale de Football Association (FIFA) boasts 211 members, rivaling that of the United Nations, and is arguably the most prestigious sports organization in the world.

FIFA was established on May 21, 1904, by seven national associations — Belgium, Denmark, France, Netherlands, Spain, Sweden and Switzerland — to “promote the game of Association Football (as opposed to rugby or American football), to foster friendly relations among National Associations, Confederations, their officials and players, by promoting the organization of football matches at all levels, and to control every type of association football by taking steps as shall be deemed necessary or advisable.”

FIFA's birth was a result of the growing number of international games shortly after the dawn of the 20th century. Soccer leaders in Europe felt that such expanded competition required a governing body, and under the leadership of Robert Guerin, a French journalist, the seven founding members gathered in Paris to shape the future of the sport. Guerin, FIFA's first president, presided over the organization from 1904 to 1906. Seven other men have also served as FIFA president, including Jules Rimet for 33 years from 1921 to 1954.

Currently, Italy's Gianni Infantino serves as FIFA president, having been elected in 2016's Extraordinary Congress held in the wake of corruption allegations against numerous FIFA Officials that resulted in former president Joseph “Sepp” Blatter stepping aside and then being banned from FIFA by its Ethics Committee. FIFA's general secretary since 2009, Infantino served a three-year term as FIFA president and was re-elected for a second term at the 2019 FIFA Presidential Election during the 69th FIFA Congress in Paris on June 5.

Under FIFA's governance soccer has become the world's most popular sport. According to the Federation's 2006 “Big Count,” the game is played by more than 150 million registered athletes — including 10 million women — and viewed by billions of fans in stadiums and on television worldwide.

As soccer's ultimate administrative authority, FIFA governs all facets of the game: regulating the rules of play, overseeing the transfers of players internationally, organizing international competitions such as the FIFA World Cup, establishing standards for refereeing, coaching and sports medicine, and encouraging soccer's development around the world.

Among the official world championships staged by FIFA are the World Cup, the Women's World Cup, the Under-20 World Cup, the Under-20 Women's World Cup, the Under-17 World Cup, the Under-17 Women's World Cup, the Beach Soccer World Cup and the Futsal World Cup. Additionally, FIFA oversees the men's and women's Olympic Football Tournament staged under the auspices of the International Olympic Committee every four years. FIFA has also staged the FIFA Confederations Cup, a competition between each of its confederations' champions, and the FIFA Club World Cup, which was held at the beginning of 2000 for the first time in Brazil.


President: Gianni Infantino

General Secretary: Fatma Samoura

Headquarters: FIFA House • Forrenweidstrasse • Zürich, Switzerland

Correspondence Address: FIFA-Strasse 20 • P.O. Box 8044 Zürich, Switzerland

Phone: 41-43-222-7777 • **Fax:** 41-43-222-7878 • **Web Site:** www.fifa.com



Concacaf

HOST OF THE WORLD'S GAME

The Confederation of North, Central America and Caribbean Association Football (Concacaf) was founded in 1961 and serves as the organizing body for 41 national associations, including the United States, and spans from Canada in the north to Suriname in the south. Concacaf organizes international competition in a number of events, including the Champions League, qualifying tournaments for all FIFA competitions and the Gold Cup.

In 2020, Concacaf, like all other Confederations, pretty much shutdown all competitions after March due to the Covid-19 pandemic. While the Under-20 Women's World Cup qualifying did take place in January – and was won by the USA – many events didn't take place, including qualifying for the U-17 Women's World Cup. Both youth Women's World Cups were eventually cancelled by FIFA, as were the Men's Youth World Cups for '21 because qualifying could not be held.

The Concacaf Nations League Final Four which was to be held in June, the Concacaf Men's U-23 Olympic Qualifying Championship which was to be held in March and the start of Men's World Cup qualifying, which was to hold its first windows in September and November, were all cancelled and moved to the same times in 2021. Of course, the 2020 Tokyo Olympics was also postponed until 2021.

In December of 2020, Concacaf announced it would launch new senior Women's National Team competitions to benefit entire Confederation which will begin in 2021 and include major centralized summer tournaments in 2022, which will conclude with qualifying for the 2023 FIFA Women's World Cup, and 2024, which will conclude with the first Concacaf Women's Nations League tournament.

The structure of new competitions is aimed at transforming Women's National Team football across the entire confederation. The new calendar prioritizes providing more official match dates for all Concacaf region women's senior national teams and ensuring there is elite competition to showcase the highest level of women's international football. Through this new calendar, Concacaf will more than double the number of official senior women's national team matches compared with the current cycle of competitions.

This major development for the women's game follows the launch in June 2019 of Concacaf W – the Confederation's women's football strategy – which has focused on working with Concacaf Member Associations (MAs) to grow all aspects of women's football in North and Central America and the Caribbean.

2019 was a positive year for Concacaf in that the U.S. Women's National Team claimed its fourth Women's World Cup title, winning all seven games in France en route to the historic title which concluded with a 2-0 victory against the Netherlands in Lyon, France. In his first major tournament since taking the helm of the U.S. Men's National Team, head coach Gregg Berhalter marshaled a young and developing side to the 2019 Concacaf Gold Cup Final where they fell in a 1-0 thriller against Mexico. The USA also finished atop its group in Concacaf Nations League play in the fall.

Concacaf kicked off the summer of 2018 with the announcement that the United Bid of the United States, Canada and Mexico was awarded the right to host the 2026 FIFA World Cup. In October, three teams: the USA, Canada, and Jamaica, qualified for the 2019 FIFA World Cup in France. Jamaica became the first women's team from the Caribbean to qualify for a FIFA Women's World Cup while the USA won its 12th regional title.

In 2017, the United States won the biannual Confederation championship in thrilling fashion with a 2-1 win against Jamaica in the 2017 Gold Cup Final.

The previous year in 2016, Concacaf hosted the Copa America Centenario in honor of the 100th anniversary of the world's oldest international football tournament. In stunning fashion, Chile retained the Copa America crown it had also won a year earlier in a rematch against Argentina in the Centenario Final that drew 82,026 fans, making it the most well-attended final of the Millennium. Staged outside South America for the first time, the tournament featured six teams from Concacaf and all 10 teams from CONMEBOL as the two American Confederations partnered for the historic competition, setting a new standard for worldwide inter-confederation cooperation.

2015 began Concacaf's current run of hosting the world's largest football tournaments when it held the FIFA Women's World Cup in Canada – which was won by the USA – its first World Cup at the full international level since the United States hosted the Women's World Cup in 2003. In recent history, Concacaf has hosted the 2014 U-20 Women's World Cup in Canada, the 2011 U-17 World Cup in Mexico and the 2010 U-17 Women's World Cup in Trinidad & Tobago.

The 2012 London Olympic Games proved to be a landmark tournament for the confederation as the U.S. Women's National Team and Mexico U-23 Men's National Team captured gold, making it the first time in the competition's history that teams from the same confederation stood atop the podium.

The 2002 World Cup was a banner tournament for Concacaf that saw the U.S. advance to the quarterfinals, while Mexico won their group to earn a second round berth in Korea and Japan.

In 2005, Concacaf saw one of its men's teams win the first-ever outdoor world championship in the confederation's history as Mexico swept through the FIFA U-17 World Cup in Peru.

In 2000, Guatemala hosted the FIFA Futsal World Cup and in doing so became the first Central American country to host a FIFA world championship. And in 2001, Trinidad & Tobago hosted the spectacular Under-17 World Cup, becoming the first Caribbean country to host a world championship. A year later, the first-ever FIFA Women's Under-19 World Cup was staged in Canada in 2002 and won by the United States. After Trinidad & Tobago hosted the U-17 Women in 2010, Mexico welcomed the 2011 U-17 World Cup for men and triumphed as tournament champions.

As the Confederation's premier event, the Gold Cup is traditionally played every two years by the national teams within Concacaf. It rotated to an odd-year, summer schedule in 2003. Mexico, eight-time winner of the Gold Cup, defeated the U.S. in the 1993, 1998, 2009, 2011 and 2019 finals, downed Brazil in '96 and 2003 and defeated Jamaica in 2015. The U.S. has won six Gold Cups, the inaugural 1991 event, and again in 2002, 2005, 2007, 2013 and 2017. The 2000 Gold Cup was perhaps the most surprising, with Canada taking home their first major international title as the U.S. and Mexico failed to qualify for the semifinals. In 2015, the Confederation's entrant to the FIFA Confederations Cup shifted to a system whereby one nation must win the two Gold Cups held before the Confederations Cup or, if it does not win both editions, enter a one-game playoff against the nation that also won either of the Gold Cup tournaments in advance of a Confederations Cup.

The Women's Gold Cup lasted for three events, with the U.S. winning all three events in 2000, 2002, 2006. In 2002, it took a golden goal from Mia Hamm for the U.S. to dispatch Canada in the final, 2-1, and in 2000 the U.S. downed guest-team Brazil 1-0 to claim the championship. In the most recent edition of the tournament, the U.S. again prevailed in extra time, this time courtesy of a Kristine Lilly penalty kick in the 120th minute. The Women's Gold Cup is now known as the Concacaf Women's Championship.

Concacaf competed in the FIFA Club World Cup for the first time in 2000, when Mexico's Necaxa impressed with a third place finish in the 2000 tournament in Brazil. Most recently, the confederation's best finish came from Mexico's Monterrey, which claimed third in 2012. The Concacaf club tournament, which is contested amongst 38 nations' domestic league champions, was won by D.C. United in 1998 and 2001. In 2008, Concacaf unveiled its own Champions League to replace the Champions Cup and decide the region's annual club title.

In 1994, Concacaf joined Europe and South America as the only confederations to host three or more World Cup finals. Mexico welcomed the world twice, in 1970 and 1986, while the United States staged the event for the first time in 1994.

Headquarters:

Concacaf • 13 Miami Central Building, 161 NW 6th Street • Miami Beach, FL 33136 • USA
Phone: 305-704-3232 • Fax: 305-397-8813 • Web Site: www.concacaf.com

SOCCER IN THE USA

Professional



Major League Soccer (MLS)
 420 Fifth Avenue
 7th Floor
 New York, N.Y. 10018
 Phone: 212-450-1200
 Fax: 212-450-1300
 www.mlssoccer.com
 Commissioner: Don Garber

Launched on April 6, 1996, Major League Soccer is the U.S. Soccer sanctioned Division I outdoor professional soccer league in the United States. The LA Galaxy are the league's most successful team and its first to claim five MLS Cup titles (2002, 2005, 2011, 2012, 2014), surpassing D.C. United, winners of three of the first four MLS Cup titles (1996, 1997 & 1999) as well as the 2004 crown. Two more clubs have claimed multiple titles; the San Jose Earthquakes (2001, 2003) and Houston Dynamo (2006, 2007). They are joined on the list of MLS Cup champions by the Chicago Fire (1998), Colorado Rapids (2010), Columbus Crew (2008), Real Salt Lake (2009), Sporting Kansas City (2013), Portland Timbers (2015), Toronto FC (2017) Atlanta United FC (2018) and reigning champions Seattle Sounders FC (2016, 2019).

In 2020, the league will continue to be divided into two conferences: Eastern Conference – Atlanta United FC, Chicago Fire FC, Columbus Crew SC, D.C. United, FC Cincinnati, Inter Miami CF, Montreal Impact, New England Revolution, New York City FC, New York Red Bulls, Orlando City, Philadelphia Union, Toronto FC; Western Conference – Colorado Rapids, FC Dallas, Houston Dynamo, LA Galaxy, Los Angeles FC, Minnesota United, Nashville SC, Portland Timbers, Real Salt Lake, San Jose Earthquakes, Seattle Sounders FC, Sporting Kansas City and Vancouver Whitecaps FC.

The league has expansion plans to bring the total count of teams to 30 by 2022, with six teams joining the league over the next three years. Nashville and Miami begin play in 2020, Charlotte and Austin, Texas in 2021 and then Sacramento and St. Louis will join in 2022.

MLS has a unique ownership and operating structure, based on a “single entity” concept. Unlike other professional sports leagues, which are a confederation of independent franchise owners, MLS’ “single entity” structure allows investors to own an interest in the league, as well as individual teams. MLS believes that the structure will better position the league for long term success.



National Women's Soccer League (NWSL)
 1556 S. Michigan Ave, Floor 2
 Chicago, IL, 60605
 Phone: 312-549-8900
 Fax: 312-549-8900
 www.NWSLsoccer.com
 Commissioner: Lisa Baird

The National Women's Soccer League (NWSL) is a 10-team Division I women's professional soccer league featuring players from around the world. The clubs are the Chicago Red Stars, Houston Dash, Kansas City NWSL, North Carolina Courage, Orlando Pride, OL Reign, Portland Thorns FC, Racing Louisville FC, Sky Blue FC, and Washington Spirit. Based in Chicago, the NWSL is supported by the Canadian Soccer Association and the United States Soccer Federation.

Highlighted by 19 members of the USA's 2019 FIFA Women's World Cup Champions many other international players who have represented their countries, the NWSL will kick off its historic ninth season in 2021 as fans will get to enjoy some of the biggest names in women's soccer – such as U.S. internationals Carli Lloyd, Becky Sauerbrunn, Julie Ertz, Crystal Dunn, Lindsay Horan, Megan Rapinoe and Alex Morgan as well as Canada internationals Christine Sinclair, Sophie Schmidt and Desiree Scott.

In addition, the league will also feature other notable stars such as England international Rachel Daly, former Japan international Yuki Nagasato, Wales international Jess Fishlock and Brazil internationals Debinha and Marta.

The league will be looking to build on a 2019 season that saw record attendances and record-breaking moments that marked a stellar year for the league, as well as a truncated 2020 season that nevertheless got high marks for sponsorship acquisition, TV ratings and perseverance through the pandemic.

The North Carolina Courage continued its dominance and went on to lift the trophy in 2019 for a second consecutive season with the added bonus of doing it in their own stadium after cruising to a 4-0 victory against the Chicago Red Stars. The Houston Dash was crowned champions of the 2020 NWSL Challenge Cup, a tournament conducted in Utah which was the league's main competition last year.

In March of 2020, the league announced a landmark, multi-year media rights agreements, in which CBS Sports and Twitch have acquired the rights to exclusively present all NWSL matches for the next three years, beginning with the 2020 season.



United Soccer Leagues (USL)
 1715 N. Westshore Blvd.,
 Suite 825
 Tampa, Fla. 33607
 Phone: 813-963-3909
 Fax: 813-963-3807
www.uslsoccer.com
 President: Jake Edwards

The USL is the largest, fastest-growing professional soccer organization in the United States.

Overseeing the USL Championship (USSF Division II), USL League One (USSF Division III), and USL League Two (Pre-Professional), the organization is built on a proven and recognized model in international football and counts more than 115 clubs in its membership, including 43 in the professional ranks. The expansion of the USL Championship and establishment of USL League One has brought professional soccer to new cities and states, with the USL currently serving as the highest level of professional soccer in 13 states ahead of future arrivals in both leagues.

The USL provides a clearly defined path for the progression of soccer players, beginning at the youth level (USL Academy League and Super Y League), continuing through the amateur level (USL League Two) and up to the professional level (USL League One and USL Championship). A platform for countless players to reach for their dreams each year, the USL is devoted to developing the sport at the grassroots level in every community across the region.

Based in Tampa, Fla., the USL has grown during the past decade into a model organization with strong corporate partnerships and stable organizational leadership. It features a dedicated staff of more than 60 professionals across 17 departments ranging from operations, digital, communications and club services, each of which provides unparalleled support to member clubs and outside partners. Sanctioned by the U.S. Soccer Federation, the USL is #UnitedForSoccer, moving the game forward in North America.



National Independent Soccer Association (NISA)
 186 S River Ave
 Holland, MI 49423


The National Independent Soccer Association (NISA) is a professional Men's soccer league

in the third tier of American soccer (USSF Division III) that began play in 2019. The league currently has nine clubs competing in Spring 2021 – California United Strikers FC, Chattanooga FC, Detroit City FC, Los Angeles Force, Maryland Bobcats FC, Michigan Stars FC, New Amsterdam FC, San Diego 1904 FC and Stumptown AC, and one club on hiatus in the New York Cosmos. This Fall 2021, two clubs are scheduled to join via expansion in Chicago House AC and Flower City Union.

NISA was founded in 2017 with a mission to bring professional soccer to every city in the United States.

A pro league member of U.S. Soccer, NISA focuses on a model based on meritocracy, independent clubs controlling their own league, clubs owning their intellectual property, all without the barrier of territorial rights. NISA also runs the mid-summer pro-am Independent Cup tournament, the year-long amateur league NISA Nation, and NISA Media.

Amateur



United States Adult Soccer Association (USASA)
 7000 S. Harlem Ave
 Bridgeview, Ill. 60455
 Phone: 708-496-6870
 Fax: 708-496-6897
www.usadultsoccer.com
 Executive Director:
 Duncan Riddle

The U.S. Adult Soccer Association, based at Toyota Park, Bridgeview, IL, is responsible for developing adult soccer leagues and competitions for players over the age of 19. Within the USASA, local clubs are affiliated with leagues which, in turn, are affiliated with their state associations. A competitive and recreational oriented organization, the USASA provides soccer opportunities for both men and women on a national basis.

The USASA stages the annual National Championships Series, which features competitions for all levels of adult players from U23 to over 70 years of age. The Championships Series also features the historic men's and women's National Amateur and Open Cups.

The USASA, in association with the U.S. Soccer Federation, helps stage the annual Lamar Hunt U.S. Open Cup, which is the oldest annual team tournament in the United States, dating back to 1914 when the Brooklyn Field Club won the first national title by defeating the Brooklyn Celtics in Pawtucket, R.I.

Youth



US Club Soccer
 192 E. Bay St., Ste. 301
 Charleston, S.C. 29401
 Phone: (843) 614-4140
www.usclubsoccer.org
 CEO/ Executive Director:
 Kevin Payne

A National Association member of the U.S. Soccer Federation, US Club Soccer is a non-profit organization committed to the development and support of soccer clubs in the United States.

US Club Soccer has been a good standing affiliate of the U.S. Soccer Federation since 2001. A 14-member Board of Directors makes policy decisions for the organization.

US Club Soccer's mission is to effectively foster the growth and development of clubs throughout the United States, creating the best possible development environment for players of all ages in every club.

One of the primary ways this mission is accomplished is through the Players First licensing initiative. Players First, a guiding philosophy of US Club Soccer, is a branded, holistic club soccer experience for parents and players, which emphasizes the development of each individual to his or her full potential, and helps parents make better choices about where their children should play. Players First is based on five pillars: Club Development, Coaching Development, Player Development, Parent Engagement & Education and Player Health & Safety.

US Club Soccer's local and national programs have been developed with strong input from clubs around the country and with a minimum of rules and restrictions.

Among these programs are the National Premier Leagues (NPL), which include 21 leagues throughout the country to provide high-level competition, and to elevate and change the competitive youth landscape based on US Club Soccer's fundamental principles.

While the NPL provides meaningful league-based competition culminating yearly with the NPL post season consisting of NPL Playoffs (boys) and NPL Finals (boys and girls), US Club Soccer also offers national championship aspirations to clubs through the National Cup, a cup-based competition consisting of state cups, Regional events and the National Cup Finals.

The popular PDP and id2 Programs are Olympic Development Programs approved by the United States Olympic Committee and U.S. Soccer Federation. Annually, the id2 Program consists of id² Training Camps in various locations around the country and National Selection programming for boys and girls (id² National Selection International Tour). Targeted age cycles are coordinated in conjunction with U.S. Soccer.

The id2 Program consistently identifies and develops players ready for youth national team training camps and beyond. Players such as Christian Pulisic, Lindsey Horan, Tyler Adams, Catarina Macario and Tim Weah have all participated in the id2 Program.

US Club Soccer is also committed to the development of coaches and administrators and provides several off-the-field resources for members.



US Youth Soccer
9220 World Cup Way
Frisco, Texas 75034
Phone: 800-4-SOCCER
www.usyouthsoccer.org
Chief Executive Officer:
Skip Gilbert

US Youth Soccer, the largest youth sport organization in the country, is on a mission to provide world-class support, resources and leadership, helping every member fulfill their goals

on and off the field of play.

US Youth Soccer registers nearly 3 million players annually. Through its programming, resources and leadership, US Youth Soccer is advancing the game for its 55 Member State Associations, 10,000 clubs and leagues and nearly 1 million administrators, coaches and volunteers.

US Youth Soccer connects families and communities to the power of sports and its shared love of soccer. US Youth Soccer provides a path for every player, offering programs that provide a fun, safe and healthy environment for players at every level of the game.

Our vision is to bring communities together through the power of soccer, making lifelong fans of the sport. We Are Youth Soccer. For more information, visit www.usyouthsoccer.org.



American Youth Soccer
Organization (AYSO)
19750 S. Vermont Avenue,
Suite 200
Torrance, Calif. 90502
Phone: 800-872-2976
Fax: 310-525-1155
www.ayso.org
National President: Michael Karon

Founded in 1964, the AYSO is a national association affiliated with U.S. Soccer and operates soccer programs with more than 500,000 children participating throughout the U.S. AYSO operates programs so young people can learn to develop a positive self-image, self-confidence and other character traits through their interest and participation in the sport.

More than 50 years later, AYSO now has thriving programs for kids and adults in nearly 900 communities all over the country – and internationally in the Virgin Islands and Trinidad and Tobago – over eight million AYSO alumni, and a name that's recognized nationwide.

AYSO's success has been based on the philosophies of "Everyone Plays®" and "Balanced Teams," ideas originated 50 years ago by founder Hans F.W. Stierle. AYSO requires every player to play at least half of every game and that individual teams are balanced every year to assure fair play. Other AYSO tenets include open registration, positive coaching and good sportsmanship.

Each year AYSO forms new teams as evenly balanced as possible, providing a stronger learning experience for players as they play teams comprised of similar ability. It also allows for each player to experience playing with a wide variety of teammates of different skill levels.

AYSO is a volunteer-driven organization of more than 225,000 parents and friends who serve as coaches, referees and team administrators. A full-time staff administers AYSO from the organization's National Office in Torrance, California.




Soccer Association for Youth, USA (SAY)
 Enterprise Business Park
 2812 East Kemper Road
 Cincinnati, Ohio 45241
 Phone: 800-233-7291
 or 513-769-3800
 Fax: 513-769-0500
www.saysoccer.org
 Executive Director:
 Doug Wood

The Soccer Association for Youth (SAY) is a national affiliate member of U.S. Soccer and was founded in 1967. SAY is a “Grass Roots” organization with minimal employees’ nationwide and is therefore able to offer lowered participation costs. With more than 100,000 players, 36,000 coaches and 3,000 volunteer administrators, SAY Soccer has mastered the art of serving players, parents, coaches and communities.

SAY provides a wide array of services and support to our members including but not limited to Liability and Accident insurance (at no additional cost), coaching and referee support, legal and administrative assistance, US Soccer Affiliation, publications for all members, Online Store, and an opportunity for children to experience the game of soccer in a fun and safe environment.

SAY Soccer provides programming for recreational, competitive and adult players. There are never any additional team fees or sanctioning fees. They aim to provide programs structure and support when they need it, and the freedom and flexibility when they want it. SAY Soccer is “The” Leader in Youth Soccer Support.

Other Organizations




American Amputee Soccer Association
 1033 Creekside Drive
 Wilmington, Del. 19804
 Phone: 302-383-2665
 Fax: 302-683-0113
 Email: rg@ampsoccer.org
www.ampsoccer.org
 President: Rick Hofmann



Armed Forces Sports Council
 Summit Center
 Alexandria, Va. 22302-4418
 Phone: 888-875-7529
 Fax: 703-681-1616
 Email: Kenneth.J.Polk@us.army.mil
armedforcessports.defense.gov



United Soccer Coaches
 30 W. Pershing Road, Suite 350
 Kansas City, MO 64108
 Phone: 816-471-1941
 Fax: 816-474-7408
 membership@
unitedsoccercoaches.org
www.unitedsoccercoaches.org
 President: Kevin Sims



United States Power Soccer Association (USPSA)
 P.O. Box 1181
 Carmel, Ind. 46033
 Phone: 866-928-9009
info@powersoccerusa.org
www.powersoccerusa.org
 President: Jim Labas



United States Specialty Sports Association – Soccer (USSSA)
 5800 Stadium Parkway
 Melbourne, FL 32940
 Phone: 800-741-3014
www.ussa.com/soccer
 CEO: Don DeDonatis



U.S. Futsal
 P.O. Box 40077
 Berkeley, Calif. 94704-4077
 Phone: 510-836-8733
 Fax: 650-242-1036
 Email: info@futsal.com
www.futsal.com
 President & CEO:
 Alexander J.C. Para



USA Deaf Soccer
 Web: www.usdeafsoccer.com
 Social: @USADeafSoccer
 President: Suzanne Anderson

USMNT

MNT HISTORY

WORLD CUP HISTORY

PROGRAMS

COMPETITIONS

U.S. HISTORY & INFO

CHICAGO: HOME TO U.S. SOCCER HOUSE

In the tradition of many world soccer federations and the FIFA House in Zurich, the U.S. Soccer Federation took up residence in two refurbished mansions in Chicago's Prairie Avenue Historical District more than two decades ago. Since dubbed the U.S. Soccer House, the corner of 18th Street and Prairie Avenue now serves as the American home of the world's most popular sport.

Formerly located in Colorado Springs, Colo., U.S. Soccer moved their operational base into the Kimball house at 1801 South Prairie Avenue and the Coleman-Ames house at 1811 South Prairie Avenue in December of 1991.

Dating back to 1873, Soccer House was built by William Wallace Kimball, founder of Kimball pianos and organs; Joseph Coleman, president of a hardware manufacturing firm; and Coleman's wife, Leonora, who served on the board of the Women's Christian Association in 1886.

There was a time when Prairie Avenue, from 16th to 22nd streets, was the "Fifth Avenue" of the Midwest. The area is a testament to the hard work and dedication of the men and women who helped shape the industrialization of the Midwest and in 1979 it was designated an historical district.


Nearly 20 millionaires once resided within Soccer House's six-block area. Families who were influential in the industrialization of the Midwest and called South Prairie Avenue home included: George Pullman (railroad cars), John J. Glessner (farming implements), Marshall Field (retailer), Samuel Allerton (banker) and Philip Armour (meat packing).



Kimball House circa 1895



Kimball House



Coleman-Ames House



Prairie Avenue Historical District

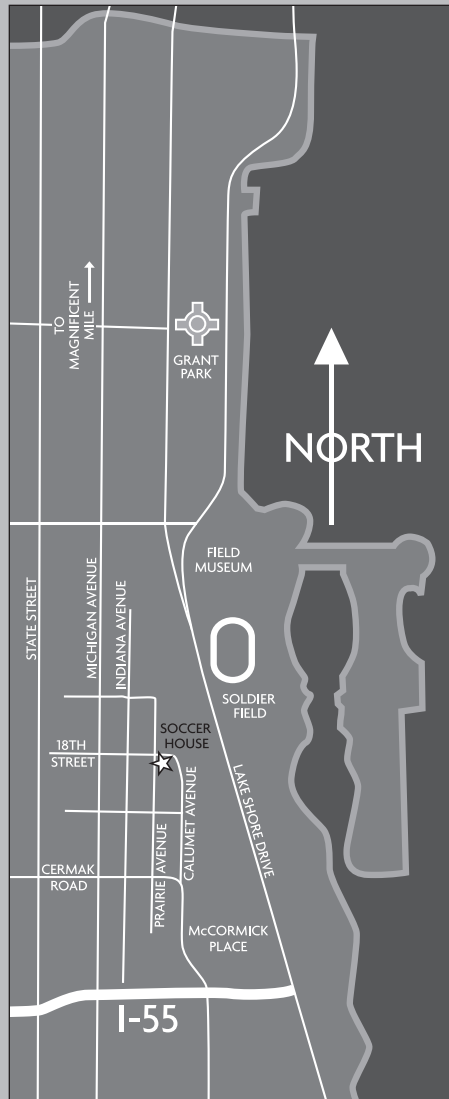
Construction of Prairie Avenue began after the Great Chicago Fire of 1871 when Pullman became the first millionaire to move to the area, building the grandest of Prairie Avenue mansions in 1873. Friends of Pullman followed his lead and also built extravagant homes on Prairie Avenue. The Marshall Field House was the first in the neighborhood to be electrically lit.

The Kimball House, built of Bedford limestone and topped with a slate roof, has an exterior consisting of numerous large and small turrets, gables, balconies and ornamental iron-railed galleries. The interior of Kimball House is as extravagant as its exterior, with wood abundant throughout. The ceilings are beamed in oak and mahogany, and fireplaces made of onyx warm the parlor.

Neighboring the Kimball House to the south is the Coleman-Ames House built in 1886. Numerous families have resided in this mansion. Coleman, the original owner, lived in the home until 1888, when he sold the mansion to Massachusetts coal merchant Miner T. Ames. Ames resided in the house for just two years before he died in 1890. The Coleman-Ames house is home to U.S. Soccer's coaching, refereeing, accounting and technology departments.

It wasn't until the late 1940s that a connecting link between the Kimball and Coleman coach houses was erected, designed to give the courtyard a unified appearance.

With its historic appearance, Soccer House has been Chicago's home to Hollywood, serving as a location shoot for a number of motion pictures, including extended use for the filming of Richard Gere's "Primal Fear."



USMNT
MNT HISTORY
WORLD CUP HISTORY
PROGRAMS
COMPETITIONS
U.S. HISTORY & INFO

U.S. SOCCER TIMELINE

Early 1800s: As was the case in England, many American schools and colleges played forms of football, but under rules that varied from place to place.

1862: The Oneida Football Club, made up of Boston prep school students, was organized by Gerritt Smith Miller. The game the Oneidas played was more like rugby than like soccer, but they were the first American team playing any type of football to be organized on a continuing basis, rather than just for the day.

1866: The first game in America using the association football rules standardized three years before in London was played on Oct. 11 in Waukesha, Wis. A team of Carroll College students beat a team of local residents.

1869: A week after they played what has been called the first American football game, teams from Princeton and Rutgers met on Nov. 13 in Princeton, N.J., in a game using association football rules, the first intercollegiate soccer game in America.

1876: Most of the football-playing colleges abandoned soccer in favor of rugby. However, within a few years soccer had begun to take hold in immigrant communities in various American locations such as Fall River, Mass.; Kearny, N.J., and St. Louis.

1883: The first soccer league in America, the Western Football Association, was organized in St. Louis.

1884: The American Football Association, only the second national soccer association outside of the British Isles, but one that was really more regional than national, was organized in Newark, N.J.

1885: The first American Football Association Cup was won by ONT of Kearny, N.J., and a team representing the United States played one from Canada in Kearny on Nov. 28 in the first "international" game in America.

1894: The first attempt to start a pro soccer league in the United States, the American League of Professional Football Clubs, lasted for only three weeks in October. However, a longer-lasting league, the National Association Foot Ball League, began the following spring.

1898: A depression resulting from the financial panic of 1893 caused the suspension of both the American Football Association and the nation's leading league, the National Association Foot Ball League of New Jersey.

1904: A Canadian team won the soccer competition at the Olympic Games in St. Louis.

1905: A 17-game North American tour by the Pilgrims, an English amateur team, helped to revive soccer in the United States. St. Leo's won the first of its 10 consecutive St. Louis Major League titles.

1906: West Hudson of Harrison, N.J., won the first championship of the revived AFA Cup. A year later, it added the first championship of the revived National Association Foot Ball League.

1913: The United States Football Association was founded at an April 5 meeting in New York. FIFA, which had been founded in 1904, granted it provisional

membership later in the year and full membership in 1914.

1914: The first National Challenge Cup tournament, the championship of the new USFA, was won by the Brooklyn Field Club (the tournament's name was later changed to the U.S. Open Cup).



FIRST TEAM: *The very first U.S. Men's National Team squad prepares to take the field in their first match, a 3-2 victory over Sweden in Stockholm on Aug. 20, 1916.*

1916: The first national team organized by the USFA, named the All-American Football Club, played six games in a tour of Sweden and Norway. The captain, Thomas Swords of Fall River, scored the first goal ever for the U.S. national team, against Sweden.

1919: Bethlehem Steel, after sweeping the National Challenge Cup, the AFA Cup and the National Association Foot Ball League, became the first American club to make a European tour when it played 14 games in Sweden and Denmark.

1920: The National Challenge Cup was won for the first time by a team from west of the Alleghenies, Ben Millers of St. Louis.

1921: The original American Soccer League, largely a merger of the National Association Foot Ball League in the Middle Atlantic states and the Southern New England Soccer League, began play. In its first season, it included three teams from Massachusetts, two from New York, two from New Jersey and one from Pennsylvania.

1924: The Fall River Marksmen became the first team to win the American Soccer League and National Challenge Cup titles in the same year.

1925: Archie Stark of Bethlehem Steel scored 67 goals in the 44-game ASL season, setting an American first-division record that still stands.

1926: A game between Austrian first-division team Hakoah and a New York all-star team drew a crowd of 46,000 to the Polo Grounds in New York. Bethlehem Steel won the last of its five National Challenge Cup titles.

1928: The Soccer War, a year-long battle between the ASL and the USFA, began with ASL demands to take over the leading role in administering the sport.



1930: The 1930 U.S. World Cup Team advanced into the semifinals and finished third.

1930: The United States was one of 13 nations to compete in the first World Cup in Uruguay, upsetting Belgium and Paraguay before being eliminated by Argentina in the semifinals. Bert Patenaude of Fall River scored the first World Cup hat trick. Later in the year, the Fall River Marksmen, again winners of the ASL and National Challenge Cup titles, made a six-game tour of Czechoslovakia, Hungary and Austria.

1932: Disputes over the definition of an amateur and the costs of long travel distance from Europe caused the elimination of soccer from the program at the Los Angeles Olympic Games.

1933: Two years after the demise of the original American Soccer League, a new ASL, with a scaled-back budget, began play.

1934: Buff Donelli, later a famous American football coach, scored four goals in a World Cup qualifying victory against Mexico. The U.S. Men too part in their second consecutive World Cup, going winless in Italy.



'34 IN ITALY: The U.S. lost their only match of the 1934 World Cup, losing 7-1 to host Italy.

1938: The USFA, citing the gathering threat of war in Europe, declined to send a team to the World Cup in France.

1941: The Kearny Scots won their fifth consecutive American Soccer League championship. The National Soccer Coaches Association was formed by 10 coaches at a meeting in New York.

1944: Billy Gonsalves, playing for Brooklyn Hispano, won the last of his remarkable eight U.S. Open Cup championships.

1945: The U.S. Football Association changed its name to U.S. Soccer Football Association.

1947: Ponta Delgada of Fall River became the first team to win the U.S. Open Cup and the National Amateur Cup in the same year.

1948: The first game in the United States between two leading European teams, Liverpool of England and Djurgardens of Sweden, was played in Brooklyn.

1950: Joe Gaetjens' goal in the 37th minute enabled the United States to score its famous 1-0 victory against England in Belo Horizonte, Brazil. Despite the victory, the United States failed to advance past the first round of the World Cup.



GAME OF THEIR LIVES: The 1950 U.S. World Cup Team shocked the world with their 1-0 upset win over England.

1952: The United States played Scotland in front of a crowd of 107,765 at Hampden Park in Glasgow.

1953: The USSFA assumed administration of the National Soccer Hall of Fame in an agreement with the Philadelphia Old-Timers Association, which had started the Hall three years before.

1959: The first NCAA soccer championship was won by St. Louis University. The United States finished third in the soccer tournament at the Pan-American Games in Chicago.

1960: The International Soccer League, featuring European and South American clubs in their off-seasons, began play in New York. In the first championship game, Bangu of Brazil beat Kilmarnock of Scotland.



THE GOAL: Joe Gaetjens' redirection of a shot from Walter Bahr rolls into the goal, giving the U.S. their historic 1-0 victory over England in Brazil on June 29, 1950.

1961: Concacaf, the Confederation of North and Central America and the Caribbean of Association Football, was formed at a meeting in Mexico City.

1965: The first college women's varsity soccer team was organized at Castleton State College in Vermont.

1966: Pelé played his first game in the United States, for his longtime Brazilian club Santos against Benfica of Portugal in New York.

1968: The Atlanta Chiefs defeated the San Diego Toros in the first North American Soccer League championship series.

1974: The U.S. Soccer Football Association changed its name to U.S. Soccer Federation.

1975: Pelé, who had retired the year before from Santos, signed for \$2.8 million with the New York Cosmos.

1977: Pelé won his only North American Soccer League championship as the Cosmos defeated the Seattle Sounders in the final. A month after the season, Pele played his final game, changing uniforms at halftime in a match between the Cosmos and Santos, in East Rutherford, N.J. By signing Franz Beckenbauer of West Germany and Carlos Alberto of Brazil, the Cosmos became the first team in world soccer history to field the captains of the last two World Cup-winning teams.

1978: American soccer rode the crest of the attendance surge that followed Pelé's American venture, with the North American Soccer League expanding from 18 teams to 24 and the Major Indoor Soccer League beginning play with six teams.

1982: A European selection played a World selection in the FIFA all-star game in East Rutherford, N.J., but the NASL surge was beginning to fade. The Cosmos won the last of their five NASL championships. North Carolina won the first NCAA women's soccer championship.

1984: A crowd of 101,799, still the largest ever to attend a soccer game in the United States, saw the

Olympic final between Brazil and France in Pasadena, Calif.

1985: The North American Soccer League folded, a year after the second American Soccer League had done the same. Three months later, the New York Cosmos folded, after attempting to play a series of exhibition games. The United States men were surprisingly eliminated by Costa Rica in World Cup qualifying, but the United States women's national team played its first game.

1988: FIFA, which five years earlier had rejected a United States bid for the 1986 World Cup, named the United States as host of the 1994 World Cup.

1989: The United States qualified for the World Cup for the first time in 40 years. Paul Caligiuri's famous goal in the deciding game was a 35-yard dipping shot that found the net in a 1-0 upset victory against Trinidad & Tobago Nov. 19 in front of 35,000 red-clad Trinidadians. The U.S. Futsal National Team finished third at the first FIFA World Championship for Futsal.



FIRST OF SIX: The 1990 World Cup marked the first of six consecutive world cup appearances for the U.S.

1990: The U.S. competed in the World Cup for the first time in 40 years. The WSL and the ASL merged to form the American Professional Soccer League (APSL).

1991: The U.S. Women captured the first-ever FIFA Women's World Championship in China with a 2-1 win against Norway Nov. 30. The women qualified for the world championship by defeating its five Concacaf opponents by a combined score of 49-0. The U.S. National Team won its first-ever regional championship July 7 when it captured the Concacaf Gold Cup by defeating Honduras 4-3 in penalty kicks. The U.S. U-23 team won the gold medal at the Pan Am Games in Cuba.

1992: The U.S. Men won the inaugural U.S. Cup '92 in June, defeating Ireland 3-1 and Portugal 1-0, and tying three-time World Cup champion Italy 1-1. The U.S. Futsal Team won the silver medal at the 2nd FIFA World Championship in Hong Kong. The M(I)SL folded after 15 years in existence.

1993: In February, U.S. Soccer held the first-ever Strategic Summit where more than 250 soccer leaders and personalities met in Chicago for four days to plan the development of soccer into the 21st century. U.S. Cup '93 was used as a dress rehearsal for World Cup organizers, officials and volunteers, as well as the U.S. Men. The USA's 2-0 defeat of England made headlines around the world. Attendance and media interest were high, with 286,761 people attending the tournament's



ALL BUSINESS: Paul Caligiuri is all business after scoring the "Shot Heard Around the World" for the U.S., sending the team into their first World Cup in 40 years.



NUMBER ONE: Anson Dorrance led the U.S. Women to the inaugural Women's World Cup crown in 1991 in China.

six games, and ABC broadcasting the June 13 U.S.-Germany match.

The U.S. Under-20 Men defeated Europe's No. 1 seed, Turkey, 6-0 in the first game of the World Youth Championship in Australia. FIFA officials called the trouncing one of the most extraordinary results in the history of the tournament.

The APSL was declared a Division II professional league. The United States Interregional Soccer League (USISL) was given Division III status. Plans for Major League Soccer — a Division I league to follow the legacy of World Cup '94 — were presented by U.S. Soccer President Alan Rothenberg.



STARS AND STRIPES I: The 1994 MNT advanced out of World Cup group play for the first time in 64 years.

1994: U.S. Soccer served as host national association for the 1994 FIFA World Cup, staging the greatest event in FIFA history. More than 3.5 million fans flocked to stadiums — still a World Cup record — and soccer fever in the U.S. was at an alltime high. The U.S. team advanced beyond the first round for the first time in 64 years, falling to eventual champion Brazil 1-0 in a July 4 round of 16 showdown at Stanford Stadium in Palo Alto, Calif. On June 4, 91,123 fans jammed the Rose Bowl to watch the U.S. defeat Mexico, 1-0, in its final

tune-up prior to the World Cup. Game proceeds netted \$1 million in U.S. Soccer contributions to UNICEF/Children's Defense Fund.

The U.S. Women won the Chiquita Cup, a four-team international tournament in which the U.S. hosted Germany, China and Norway. The U.S. went on to successfully defend its Concacaf championship, qualifying for the 1995 FIFA Women's World Cup Championship by outscoring the opposition 36-1 en route to winning all four qualification matches. Head coach Anson Dorrance announced his resignation and U.S. Soccer named assistant coach Tony DiCicco to succeed him.

1995: U.S. Soccer announced in February its intention to host the 1999 Women's World Cup and began the formal bid process with FIFA. The U.S. Men won the U.S. Cup '95 in June, defeating Nigeria and Mexico and tying Colombia. Later that month, the women placed third in the FIFA Women's World Cup in Sweden, falling to eventual champion Norway in the semifinals 1-0, then defeating China.

In July, the men made international headlines by advancing to the semifinals of Copa America. The U.S. scored its first-ever victory against Argentina, 3-0, and advanced via penalty kicks (against Mexico) into the semifinals before falling 1-0 to defending world champion Brazil. Steve Sampson, who had served as interim coach since April, was named full-time head coach in August.

1996: The U.S. Women won the first women's soccer gold medal at the 1996 Atlanta Olympics, defeating China 2-1 in the championship game. The U.S. posted a 21-1-2 overall record and won the Brazil Cup and U.S. Women's Cup '96. The U.S. Men's Olympic Team narrowly missed advancing to the quarterfinals with a 1-1-1 record.

Major League Soccer was launched, providing the United States with its first Division I outdoor pro league since the North American Soccer League ceased operations in 1985. MLS averaged more than 17,000 fans per game. The A-League and USISL merged to form a larger and stronger Division II outdoor league.

FIFA awarded the 1999 Women's World Cup to the United States and U.S. Soccer pledged it would be the biggest and most successful women's sporting event ever.

1997: The U.S. Men qualified for a third straight World Cup, completing a 16-game qualifying run with just two losses and advancing with a game to spare. The U.S. Women continued their impressive play by winning their fourth straight Nike U.S. Cup.

The FIFA Women's World Cup Organizing Committee had awarded the '99 games to seven U.S. locations: Boston; Chicago; Los Angeles; New York/New Jersey; Portland, Ore.; San Francisco Bay Area; and Washington, D.C.

1998: A disappointing World Cup finished with the U.S. in last place after two difficult match-ups against Germany and Yugoslavia, and a heartbreaking loss to Iran. Brian McBride scores the team's only World Cup goal. The tournament concludes with the resignation of head coach Steve Sampson, who is eventually replaced on Oct. 27, by Bruce Arena.

The women's team continued their impressive play, losing just twice in 1998 while playing in front of record crowds all across the country. Dr. Bob Contiguglia took over as U.S. Soccer's new president, replacing Alan I. Rothenberg, who had reached the eight-year term limit.

1999: In front of more than 90,000 fans at the Rose Bowl in Pasadena, Calif., the U.S. women won the 1999 FIFA World Cup by playing China to a 0-0 tie through regulation and overtime and then defeating them 5-4 in penalty kicks. Soccer hysteria spread through America as the women appeared on every top news program, at the White House and on the cover of *Time*, *Newsweek*, *People* and *Sports Illustrated*. U.S. Women's National Team head coach Tony DiCiccio resigned in November as the winningest coach in U.S. Soccer history with a record of 103-8-8.

In Bruce Arena's first full year at the helm of the U.S. Men, the team records triumphs against Germany (twice), Argentina, Chile and earns third place at the 1999 FIFA Confederations Cup in Mexico. The U-23 Men's beat Canada for the bronze medal at the 1999 Pan American Games in Winnipeg, Canada, while the U-18 Women captured the gold. The U-20 Men advanced to the second round of the 1999 FIFA World Youth Championship in April, with their only two losses coming to eventual finalists Spain and Japan. Taylor Twellman scored four goals and earned the Bronze Boot to become the first American male in the modern era to earn a FIFA scoring award. In November, the U-17 Men extended a record unbeaten streak to 24 games, advancing to the semifinals of the World Championship before losing in penalty kicks to Australia. Landon Donovan and DaMarcus Beasley earned the Gold and Silver Balls as the tournaments top two MVPs.



COMING UP ROSES: The U.S. Women's National Team won the 1999 FIFA Women's World Cup, the most successful women's sporting event ever, in a penalty shootout against China.

2000: Bruce Arena's squad continued to advance toward their ultimate goal of qualifying for the 2002 World Cup. The team secured 10 out of a possible 12 points — all shutouts — to win its semifinal qualifying group.

The U.S. Women maintained the momentum from their historic Women's World Cup title with 41 matches in 2000, posting a 26-6-9 record. The U.S. won six tournament titles in 2000, but had to settle for a silver medal at the 2000 Summer Olympics, losing in overtime

to archrival Norway in the gold medal match.

The U.S. Men and Women put on an impressive display for the world at the Sydney Games as the only nation to have both its teams advance to the semifinals. The men were the surprise team of the tournament, winning their group and advancing to the semis before grabbing fourth place, the highest Olympic finish for the U.S.

2001: The U.S. Men qualified for a fourth straight World Cup, boosted by four wins and a draw to open the final round of Concacaf qualifying. For the first time, the U.S. Men clinched a spot in the World Cup at a home qualifier, topping Jamaica 2-1 behind two goals from Joe-Max Moore in front of 40,483 fans at the last soccer match played at Foxboro Stadium.

The U.S. Women played only 10 international matches as the Women's United Soccer Association begins play, with the Bay Area CyberRays winning the inaugural Founders Cup. Mia Hamm was named the first FIFA Women's World Player of the Year.

The Under-17 Men advanced to a ninth consecutive FIFA U-17 World Cup, but were drawn into the Group of Death in Trinidad & Tobago with Japan, Nigeria and France, and were eliminated in the first round. The U.S. Under-20 Men qualified for their third straight FIFA World Youth Championship, where the team finished second in their group in Argentina and were eliminated in the second round by Egypt.

The National Professional Soccer League, in existence since 1984-95, merges with the WISL and is renamed as the Major Indoor Soccer League.




SAVED: Brad Friedel saved a penalty kick by Korea Republic as the U.S. preserved a 1-1 draw in their second group game in 2002.

2002: The U.S. Men advanced to the quarterfinals at the 2002 World Cup in Korea/Japan, the team's best World Cup showing since 1930. The U.S. shocked the world with a stunning 3-2 opening game upset of Portugal before eventually finishing in second place in Group D. The U.S. then posted their first victory in the World Cup knockout stage, blanking Concacaf rival Mexico 2-0 in the Round of 16. The World Cup run ended in the quarterfinals with a 1-0 loss to Germany. Claudio Reyna was named to the All-Tournament Team, while Landon Donovan earned honorable mention. The men began 2002 by winning the Concacaf Gold Cup in January with a convincing 2-0 victory against Costa Rica for the first Gold Cup title for the U.S. since 1991.

The U.S. Women qualified for their fourth consecutive

FIFA Women's World Cup after capturing the 2002 Concacaf Gold Cup with a 2-1 overtime victory against Canada at the Rose Bowl in Pasadena, Calif. The U.S. Under-19 Women topped the host Canadians 1-0 in overtime to win the inaugural FIFA U-19 Women's World Championship. Kelly Wilson won the Bronze Ball as the tournament's third MVP and the Silver Boot, while captain Lindsay Tarpley earned the Bronze Boot.

The U.S. Under-20 National Team qualified for their fourth consecutive FIFA World Youth Championship. The U.S. National Futsal Team played their first home matches in history, defeating Canada and tying Mexico in March in Baltimore, Md., and Washington, D.C., respectively.



HOME DEPOT DRAW: U.S. WNT legends Michelle Akers and Carin Gabarra took part in the FIFA Women's World Cup USA 2003 Final Draw at The Home Depot Center in Carson, Calif.

2003: Due to the outbreak of Severe Acute Respiratory Syndrome, FIFA relocated the Women's World Cup out of China. After a successful bid to host the tournament, U.S. Soccer faced the unprecedented task of hosting the tournament with just four months of preparation. The U.S. Women won Group A and then beat Norway in the quarterfinals 1-0. But Germany stunned the U.S. with a 3-0 victory in the semifinals, which led the U.S. to top Canada in the third-place match. Shannon Boxx, Joy Fawcett and Mia Hamm all earned all-star honors from FIFA.

The U.S. Men, preparing for World Cup qualifying in 2004, finished in third place at the Concacaf Gold Cup with a 3-2 come-from-behind win against Costa Rica. The Men's Under-17 and Under-20 squads finished their respective World Championships with fifth place finishes after bowing out with quarterfinal losses to Brazil and Argentina, respectively.

2004: The U.S. Women won every tournament entered, culminating with the 2004 Olympics. Other tournament titles included the Algarve Cup, the Four Nations Tournament and the Concacaf Regional Olympic qualifying tournament, as the team set a record with 28 victories on the year.

Under head coach Bruce Arena, the U.S. Men qualified for the final round of World Cup Qualifying for the Concacaf region. The men finished the year with an 8-1-6 record, losing only to the Netherlands away and going a record 13-games undefeated.

The U-23 Men failed to qualify for the Olympics for the first time since 1976, losing 4-0 to Mexico in Guadalajara after winning their group only match up against the second-place Mexicans in the single-elimination qualifier. The Under-19 Women finished third at the FIFA U-19 Women's World Championship. The Futsal Team won the 2004 Concacaf Championship and qualified for the 2004 FIFA Futsal World Championship, where the team had a strong showing with a seventh-place finish.

2005: Manager Bruce Arena led the U.S. Men to a first place finish in Concacaf World Cup qualifying for the first time in 71 years, earning a berth at the 2006 FIFA World Cup Finals in Germany with a 2-0 win against Mexico in Columbus, Ohio. The men also brought home the 2005 Concacaf Gold Cup, beating Panama 3-1 in penalty kicks after a scoreless draw. The team finished the year with a record 13 wins and .750 winning percentage.

The U.S. Women began a new era, starting off the year with a new coach and a third consecutive Algarve Cup title, their fourth overall. They ended the year undefeated and without allowing a single goal.

The Under-20 Men swept through Concacaf Qualifying, earning a berth to the FIFA Youth World Championship, where they finished 11th, bowing out to Italy in the Round of 16. The Under-17 Men also had a strong 2005, qualifying for the 2005 FIFA U-17 World Championship and finishing fifth overall after a loss to Holland in the second round.



GOLDEN GIRL: Abby Wambach was truly golden in 2004, scoring an unfathomable 31 goals, including the overtime winner to clinch the 2004 gold medal at the Athens Olympics.

2006: A disappointing World Cup in Germany for the United States, as the team failed to advance out of the first round despite a gallant, nine-man 1-1 draw with eventual World Cup champions Italy. After eight years in charge, Bruce Arena is replaced at the helm of the U.S. MNT by Bob Bradley, on an interim basis.

Later in the summer, the U.S. Under-20 Women's National Team finished fourth in Russia. The disappointing finish marks the first time a U.S. Women's National Team has finished outside the top three in a FIFA or Concacaf World Championship event.

The U.S. Women, however, continued their incredible run under Greg Ryan, winning three of the four tournaments they enter. The year concludes with another Women's Gold Cup crown and a berth in the 2007 FIFA Women's World Cup in China.

2007: Bob Bradley became the first Men's coach to win his first three games in charge and was hired full-time to guide the USA through 2010. In the summer of 2007, the MNT won its second consecutive Gold Cup, and fourth total title, by defeating Mexico 2-1 in front of a packed house at Soldier Field in Chicago. With the victory, the MNT gained entry into the 2009 Confederations Cup. The Men also travelled to Venezuela to compete in Copa America for the third time.

After qualifying for their respective World Cups to continue impressive streaks, the U-17 Men and U-20 Men took on the world during the summer in back-to-back tournaments. The U-20 team performed admirably in Canada, and reached the quarterfinals after defeats of Poland, Brazil and Uruguay. The U-17 team, meanwhile, did well to qualify from a tough group in South Korea, before being eliminated by Germany in the Round of 16. The U.S. Women maintained a two-plus year undefeated run, looking to take the streak into the FIFA Women's World Cup. Drawn into the toughest group in Women's World Cup history, the U.S. advanced in first place after three difficult games against Korea DPR, Sweden and Nigeria. The U.S. rolled into the semifinals, but was upended by a quality Brazil side. Eventually, the WNT took third place for the second consecutive World Cup with a convincing win against Norway. Former Swedish National Team player and captain Pia Sundhage was appointed to the position of WNT coach after Greg Ryan's departure from the team.


Wilmer Cabrera was named head coach of the U-17 MNT, replacing John Hackworth. For the first time, U.S. Soccer hired four full-time referees to enhance high-level performance, training and development opportunities for the sport's elite officials in the United States. The U.S. Soccer Development Academy launched in the fall.

2008: Led by Pia Sundhage, the U.S. Women had



GOLDEN AGAIN: The U.S. got revenge for the 2007 loss and defeated Brazil in the 2008 Olympic Final.

one of its best years ever, losing only one game, which ironically came in the opening match of the 2008 Beijing Olympics, a tournament the U.S. would eventually win to take home their third gold medal. Overall, the U.S. won all six tournaments it entered to finish with a 33-1-2 record, giving them the most wins and best winning percentage ever in a calendar year (.944).



FINALLY: Landon Donovan celebrates his goal against Brazil in the first half of the 2009 Confederations Cup final.

The U.S. Men was successful in its own right, starting off on the right foot in 2010 FIFA World Cup qualifying with a 9-0 aggregate against Barbados in the second round. The U.S. opened the semifinal round with 1-0 victories in Guatemala and Cuba. Coming back to the U.S., home victories against T&T and Cuba clinched advancement with two games to play.

The U-23 Men joined the U.S. Women by qualifying for the 2008 Olympics in March, but just missed out on the second round once arriving in Beijing. Despite a 1-0 victory against Japan and a 2-2 draw with the Netherlands, the U.S. fell 2-1 against eventual silver medalist Nigeria. On the youth side, the U-17 and U-20 Women's National Teams both made the championship match of their respective FIFA World Cups. In New Zealand, the U-17s went on an impressive run to the final before finally succumbing to Korea DPR in the final, but in Chile their older counterparts were able to exact revenge with a 2-1 victory to bring the World Cup trophy back to the United States for the first time since 2002.

Building off the initial kickoff in 2007, U.S. Soccer's Development Academy wrapped up its first year with a collection of dynamic matches during Finals Week at The Home Depot Center. In the U-15/16 championship, Carmel United topped PDA 1-0, and the Baltimore Bays topped LAFC 4-2 to take the U-17/18 title.

2009: The U.S. Men opened 2009 focused on final round qualifying for the 2010 FIFA World Cup with a

2-0 win against archrival Mexico in Columbus, Ohio, Bob Bradley's squad proceeded to go undefeated at home and clinch a spot in South Africa with a come-from-behind win in Honduras. They finished atop the Concacaf table with a tie against Costa Rica in Washington, D.C., on the last day of qualifying.

During the summer, the U.S. Men traveled to South Africa to compete in the 2009 FIFA Confederations Cup. The U.S. MNT was drawn into a group with Italy, Brazil and Egypt, and advanced into the semifinals by virtue of a 3-0 dismantling of Egypt in the final game. They kept the nation captivated by beating Spain, the No.1-ranked team in the world in the semifinals before falling 3-2 to Brazil in the final. Tim Howard was awarded the Golden Glove and Clint Dempsey given the Bronze Ball .

Pia Sunhage's women's team had a more relaxed year after their gold medal winning exploits in 2008, and wrapped up the year with a 7-0-1 that included falling in penalties to Sweden in the Algarve Cup final.

Both the U-17 and U-20 Men's National Team competed in their respective FIFA World Cups this year, with the U-17 team advancing out of the group stage in Nigeria before falling to Italy in the Round of 16. A tough group containing Germany, Cameroon and Korea Republic saw the U-20s out of the tournament following the first round in Egypt.



TIES THAT BIND: Michael Bradley celebrates scoring the game-tying goal against Slovenia in the 2010 FIFA World Cup.

The U.S. Soccer Development Academy completed its second year of competition in 2009, once again concluding the season with Finals Week at The Home Depot Center. In the U-15/16 age group, playoff No.1-seed Derby County Wolves continued their strong season straight through Finals Week with a title. Indiana United Academy defeated D.C. United to take home the U-17/18 championship.

2010: The year's most memorable moment came in the U.S. Men's third group game at the 2010 World Cup in South Africa as Landon Donovan scored a last-minute goal for the U.S. to clinch advancement and clinch a group for the first time in 80 years. Following a 1-1 tie with England, a 2-2 tie with Slovenia and a 1-0 win against Algeria, the U.S. was eliminated in the Round of 16 losing to Ghana 2-1. Clint Dempsey became the second U.S. player to score in multiple World Cups, and Landon Donovan had three total goals to be come the third to score in multiple World Cups and the all-time World Cup goal leader for the U.S.

After a surprising loss to Mexico in the semifinals of

Women's Concacaf qualifying, the U.S. topped Italy 2-0 in a two-game qualifying playoff to earn a spot in the 2011 FIFA Women's World Cup. The U.S. won its seventh Algarve Cup with the first of two victories against 2011 hosts Germany.

The U.S. Under-20 Women lost in penalty kicks to Nigeria in the quarterfinals of the 2010 FIFA U-20 World Cup, while the U-17 Women became the first U.S. Women's team to fail to qualify for a FIFA World Cup event after not advancing out of the CONCACAF qualifying tournament.

No Division II league met U.S. Soccer's sanctioning standards, so the Federation administered a league called USSF D-2 for one year.

2011: The U.S. Women were on center stage during the 2011 Women's World Cup in Germany. Their dramatic run in the Women's World Cup was highlighted by an electric, come-from-behind victory in the quarterfinals against Brazil, in which Abby Wambach scored the latest goal (six minutes into stoppage time) ever in a World Cup match. The U.S., however, would lose out in penalties to a spirited Japanese side in the final after playing to a 2-2 draw through 120 minutes.

During the summer of 2011 at the Concacaf Gold Cup, the U.S. advanced to its third consecutive final, scoring two early goals before falling 4-2 to Mexico.

The continental tournament would prove to be Bob Bradley's last involvement as head coach of the U.S., with former Germany international and FIFA World Cup winner Jurgen Klinsmann taking the helm of the U.S. Men in August. He earned his first win in Miami against Honduras thanks to a Clint Dempsey strike and later led the team to a 3-2 victory against Slovenia in its last game of the year.

The U-17 and U-20 Men's National Teams both entered another cycle of their respective FIFA World Cups. The U-17 Men reached the knockout round for the seventh time but lost to Germany in the Round of 16. After winning their qualifying group with two shutout victories, the U-20s graduated to the quarterfinals but fell to Guatemala and did not reach the World Cup for the first time since 1995.

2012: The U.S. WNT capped off the 2012 London Olympics with a 2-1 victory against Japan in front of more than 80,000 spectators at Wembley Stadium as the U.S. Women earned their fourth Olympic gold – a first for any country on the men's and women's sides. Carli Lloyd scored both goals for the USA, capping off a tournament that featured a dramatic game-winning goal from 2012 U.S. Soccer Female Athlete of the Year Alex Morgan in the 123rd minute of the team's semifinal victory against Canada.

The U.S. MNT advanced to the final round of 2014 FIFA World Cup Qualifying, defeating Guatemala 3-1 in the final Group A match of the Semifinal Round as Clint Dempsey scored his 29th and 30th career goals to tie Brian McBride for third all-time in U.S. history. The U.S. Men also had some memorable international friendly victories in 2012, including the first win on Mexico's home soil – a 1-0 victory at Estadio Azteca on Aug. 15.

The U.S. U-20 WNT defeated defending champion Germany 1-0 in the 2012 FIFA U-20 Women's World Cup in Tokyo. Kealia Ohai scored the game's lone goal and the Americans earned their third World Cup crown in the tournament's history. The U.S. U-17 WNT competed in the 2012 FIFA U-17 Women's World Cup, and in an extremely rare occurrence did not advance past the group stage despite an unbeaten 1-0-2 record.

2013: U.S. Soccer celebrated its 100th birthday in 2013, marking the occasion with a doubleheader event on June 2 as the U.S. MNT beat Germany 4-3 in an electrifying match in the nation's capital, Washington, D.C. The U.S. WNT also enjoyed victorious celebration as it defeated Canada 2-0 in Toronto in the first match since the dramatic semifinal victory in the 2012 London Olympics.

The MNT accomplished its primary task of qualifying for the 2014 FIFA World Cup, marking the seventh-consecutive time the team has reached the finals. The USA finished in first place for the third straight Concacaf cycle, highlighted by yet another "dos a cero" victory against regional rival Mexico. The team captured its fifth Gold Cup title, winning all six matches en route to the championship. A multitude of team and individual records were broken, a Snow Clasico played out in Denver and a dramatic comeback against Panama punctuated the end of the qualifying campaign.

The U.S. Women's unbeaten 2013 campaign was highlighted by Abby Wambach capturing the international scoring record on June 20 with four goals against Korea Republic at Red Bull Arena. She surpassed Mia Hamm's record of 158 and continues to extend the record, ending the year on 163. The team will look to extend its 39-game unbeaten run in all competitions as it heads into 2014, with head coach Tom Sermanni yet to taste defeat with the USA.

2014: A banner year for U.S. Soccer. Growth is the word that best defined the year as record numbers of fans flocked to stadiums, parks and any available TV to see the U.S. MNT compete at the 2014 FIFA World Cup. Impressive new television and sponsor agreements were signed, allowing U.S. Soccer to invest heavily in its coaching and youth development programs. All the while, the U.S. WNT continued to cement its role as the No. 1 women's program in the world and turning heads in the process.

Early in the year, the U.S. WNT transitioned to the guidance of former interim head coach and long-time assistant Jill Ellis, who led the team to an impressive qualification to the 2015 FIFA Women's World Cup in Canada as well as a 17-1-4 record to finish the year. Along the way, team captain Christie Rampone became only the second soccer player in history – man or woman – to reach 300 caps for their country. The team also brought in talented youngsters such as midfielder Morgan Brian and defenders Julie Johnston and Crystal Dunn who are pushed for playing time.

The U.S. MNT's year was highlighted by a successful run to the Round of 16 at the 2014 FIFA World Cup in Brazil. Head coach Jurgen Klinsmann guided the team out of the 'Group of Death' on the back of a cathartic win against

Ghana and a dramatic draw against the world's No. 1 player Cristiano Ronaldo and Portugal. Despite goalkeeper Tim Howard's heroics – and tournament record 15 saves – against Belgium, the USA exited in the first knockout round. The team and soccer culture in the United States was then stunned by the retirement of the greatest player it had ever produced when Landon Donovan decided to hang up his cleats after playing one final match for his country in an October friendly against Ecuador.

2015: A year of continued evolution for the U.S. Soccer National Teams and Federation as a whole, saw the U.S. WNT claim the most coveted prize in the sport by winning the 2015 FIFA Women's World Cup in record breaking fashion vs. Japan. It was a dominant year for the WNT, which also won a final Algarve Cup title early in the year before launching the #SheBelieves campaign aimed at inspiring fans throughout the world to achieve their dreams and then drawing record TV audiences for its World Cup games that subsequently let to record crowds during its Victory Tour.

The U.S. MNT's high-water mark came in June when the team won back-to-back friendlies on European soil vs. the Netherlands and reigning World Cup champions Germany. The team also saw an injection of youth in its ranks as promising young players climbed the MNT program ladder from a talented U-20 team that made an inspired run to the FIFA U-20 World Cup Quarterfinals up to the U-23 MNT and in the case of defender Matt Miazga the full National Team. Despite undesired results in the semifinals of the Concacaf Gold Cup and Concacaf Cup, the MNT closed out the year with quality results in its first two games of Semifinal Round Qualifying for the 2018 FIFA World Cup in Russia.



TRIPPLE CROWN: The U.S. WNT became the first team in women's soccer history to claim a third FIFA World Cup title, doing so in record fashion in 2015.

2016: Another big year for U.S. Soccer saw its Men's and Women's teams of all age groups find success throughout the year. On the Women's side, the year began with a storming run to the Concacaf Olympic Qualifying tournament title by the senior team, which then won the inaugural #SheBelieves Cup with victories against European powers England, France and Germany. From there another pair of quality results against rival Japan had the team looking good heading into the 2016 Olympic Games in Rio; however, a bitter Round of 16 exit at the hands of

former coach Pia Sundhage and Sweden on penalty kicks after a 1-1 draw left a sour taste. The team finished the year strong, winning its remaining six games while introducing a wealth of young talent.

Additionally, the U-20 WNT made a strong run at the U-20 World Cup, reaching the third-place match.

The Men's National Team had a roller coaster of a year. A must-win World Cup Qualifying match at home to Guatemala saw the USA come good to set the team up for an impressive summer run at the Copa America Centenario, which was hosted in the United States. Despite an opening match loss to Colombia, the U.S. recovered to steam into a semifinal showdown against world power Argentina, where the team was defeated by a sublime performance from five-time FIFA World Player of the Year Lionel Messi. The MNT righted the ship by cruising into the Final Round of 2018 World Cup Qualifying with a pair of high-flying wins. But the year would take a sharp turn once more as defeats to Mexico at home and Costa Rica away sealed the fate of Jurgen Klinsmann as head coach and saw former manager Bruce Arena reinstalled to lead the team in 2017.

2017: The U.S. Women's National Team experienced one of its busiest, most competitive schedules to begin a World Cup and Olympic cycle. The team played seven teams in the top 10 of the FIFA Women's World Rankings on the way to compiling a 12-3-1 record that included an eight-game unbeaten streak to finish the year. The USA hosted two major tournaments in the SheBelieves Cup and the Tournament of Nations, as head coach Jill Ellis used the year for experimentation and player evaluation as more than 50 players were seen in training camps and games while six players earned first caps.

After starting the Final Round of 2018 FIFA World Cup Qualifying with two defeats to end the previous year, the U.S. Men's National Team set a different course with the return of Bruce Arena as head coach.

The turnaround began in March when the U.S. picked up eight points via two home wins and two away draws, one against Mexico at the revered Estadio Azteca. With qualifying stabilized, attention shifted to the Concacaf Gold Cup, where the U.S. earned its sixth confederation title when Jordan Morris' 88th minute game winner defeated Jamaica in the championship match on July 26.

With a regional crown in hand, the MNT returned to qualifying in September, but faltered with a home defeat to Costa Rica and away draw with Honduras that saw the USA still alive with two qualifying matches left. An impressive 4-0 win against Panama pushed the U.S. to the brink of qualifying for the 2018 World Cup, but needing just a draw on the last matchday at Trinidad & Tobago, the side fell 2-1 to the Soca Warriors in Couva, Trinidad. A result that combined with Honduras' and Panama's wins that night knocked the U.S. out of World Cup contention.

Arena resigned on Oct. 13, opening the search for a new head coach, and a month later the beginnings

of a new-look MNT took its initial step when a young team led by acting head coach Dave Sarachan played defending European champions Portugal to a 1-1 draw.

On the youth side, the U.S. was one of only two nations to see its U-17 and U-20 Men's National Teams reach the Quarterfinals of their respective World Cups. The U-17 squad secured its spot at its World Cup with a second-place finish at the Concacaf U-17 Championship. The U-20 MNT qualified for the competition by winning the Concacaf U-20 Championship for the first time in federation history, defeating Honduras on penalties.

Additionally, the Paralympic National Team earned its best finish at a major world competition since the 1996 Paralympic Games with a fifth-place result at the 2017 IFCPF CP Football World Championships in San Luis, Argentina.

2018: The U.S. Women's National Team went unbeaten through 20 matches in 11 states and two countries in a year that will go down as one of the most successful in program history. The squad lifted three trophies by winning the SheBelieves Cup, the Tournament of Nations, and the Concacaf Championship. Jill Ellis' side punched its ticket to the 2019 FIFA Women's World Cup in dominant fashion, winning all five qualifiers by a combined score of 26-0. In its penultimate match of the year, the USA captured its 500th all-time victory with a 1-0 win versus Portugal in Lisbon.

The U.S. Men's National Team took on a transitional year in 2018 by facing one of the most challenging schedules in team history. The USA squared off against the likes of Brazil, England, Italy, and Colombia in a gauntlet designed to test a new generation of the red, white, and blue. One of the team's best moments came in June, when it drew eventual World Cup champion France, 1-1, in Lyon. The USA then hired its first-ever General Manager in Earnie Stewart and new head coach Gregg Berhalter to lead the charge toward the 2022 World Cup.

On the youth side, the U-15 Girls National Team, U-17 Women's National Team, and U-20 Men's National Team all won Concacaf Championships. The para 7-a-side team qualified for the 2019 IFCPF World Cup with a third-place finish at Copa America.

And in a momentous moment for soccer in the U.S., the United Bid of Canada, Mexico and the United States, was awarded hosting rights for the 2026 FIFA World Cup. The 2026 competition will be the first to host an expanded field of 48 teams. The three federations will now begin working to build excitement, energy and awareness about the biggest World Cup in history!

2019: The U.S. Women's National Team experienced an historic 2019 that saw the team win its fourth World Cup title. The U.S. set Women's World Cup records for goals (26), goal differential (plus-23) and never trailed to become the first team to go 7-0-0 in the Women's World Cup. Midfielder Megan Rapinoe was awarded the Golden Ball as the tournament's

best player and the Golden Boot as its top scorer with six goals and three assists. At the conclusion of the 2019 Victory Tour, head coach Jill Ellis retired with a remarkable 106-7-19 overall record. On October 28th, U.S. Soccer announced Vlatko Andonovski as the ninth head coach in USWNT history. The Andonovski era started on a high note as the U.S. closed out 2019 with wins over Sweden and Costa Rica.

In head coach Gregg Berhalter's first year in charge, the U.S. Men's National Team started his tenure with friendly wins over Panama, Costa Rica and Ecuador while earning a 1-1 draw with defending Copa América champions Chile. En route to its 11th Gold Cup Final, the USMNT outscored opponents 15-1 in three group stage and two knockout round matches before falling to Mexico, 1-0. After another loss to Mexico in a friendly a couple of months later, the U.S. rebounded with a 1-1 draw vs. world No. 5 Uruguay. The inaugural edition of the Concacaf Nations League served as the next set of games on the schedule for the USA. Drawn into Nations League A, Group A, the USMNT closed out the year with home and away matches against Canada and Cuba. With two wins against Cuba and one over Canada, the U.S. advanced to the Final Round of Nations League and finished the year at No. 22 in FIFA's world rankings, up three spots from 2018, its highest year-end finish since 2013 (14th).

On the youth side, the U.S. became the only nation to reach the quarterfinals of the last three U-20 World Cups. Before falling to Ecuador in the quarterfinals, the U-20 USMNT advanced to the knockout stage with wins over Nigeria and Qatar before upsetting tournament favorite France with a 3-2 comeback victory in the Round of 16. The U-17 USMNT qualified for a record 17th FIFA U-17 World Cup after reaching the 2019 Concacaf U-17 Championship Final. With wins over Belgium, Czech Republic and the Republic of Ireland, the U.S. Under-17 Women's National Team won the UEFA Women's Development Tournament in Czech Republic. Additionally, the U.S. Para 7-a-Side National Team won the program's first

Parapan American Games medal with a dominating 7-0 win against Venezuela to claim the bronze at the 2019 tournament and the Beach Soccer Women's National Team was launched.

2020: A year that was supposed to be a busy schedule for the U.S. Men's and Women's National Teams as well as several youth teams was largely halted due to the global health pandemic caused by the COVID-19 outbreak in March.

In their first full year under head coach Vlatko Andonovski, the U.S. Women's National Team started 2020 with an energy and performances befitting a team aiming to win a World Cup and an Olympics in back-to-back years. Yet the day after the USA won the 2020 SheBelieves Cup and capped a perfect 8-0-0 start to 2020 – including qualifying for the Tokyo Games – the sports world shut down. The Olympics were eventually postponed, all of the USA's programming was cancelled, and the team would not hit the field again for seven months when an October training camp was held in Colorado. On Nov. 27, the USWNT finally played its first game in 261 days, a rousing 2-0 win vs. the Netherlands in Breda to close the year ranked No. 1 in the world.


The U.S. Men's National Team opened the year with a 1-0 win over Costa Rica in February, then did not reconvene again until November, playing Wales to a 0-0 draw on Nov. 12 and beating Panama, 6-2, on Nov. 16. Gregg Berhalter's side then closed the year with a commanding 6-0 victory over El Salvador in Ft. Lauderdale, Florida, the first domestic match for any U.S. National Team since the start of the pandemic.

On the youth side, the Under-20 U.S. Women's National Team opened the year by winning the 2020 Concacaf Women's U-20 Championship and in the process, qualifying for the Under-20 Women's World Cup. However, due to the COVID-19 pandemic, all youth World Cups scheduled for 2020 and 2021 were cancelled.



WORLD CONQUERORS: The USWNT defeated four consecutive European powers to lift the 2019 FIFA Women's World Cup trophy on July 7 in Lyon, France.

ALL-TIME U.S. SOCCER PLAYERS OF THE YEAR AWARD WINNERS




Weston McKennie



Samanthaewis



Gio Reyna



Naomi Girma

2020 U.S. Soccer Players of the Year

For their excellence at the highest levels of the sport, U.S. Soccer voters named U.S. Men's National Team midfielder Weston McKennie as the 2020 Male Player of the Year, midfielder Samanthaewis as the 2020 Female Player of the Year, attacker Gio Reyna as the 2020 Young Male Player of the Year, defender Naomi Girma as the 2020 Young Female Player of the Year and the youth players from CP Soccer as the 2020 U.S. Soccer Players of the Year with a Disability.

The U.S. Soccer Player of the Year awards have a longer history than any major individual award in American soccer – having first begun more than 30 years ago. Alongside the Best of FIFA awards, the U.S. Player of the Year awards are the only awards to honor both the top male and the top female in the sport.

Votes are collected from respective National Team coaches, National Team players who have earned a cap in the applicable calendar year, American soccer league (MLS, USL and NWSL) head coaches, select media members, former players and administrators. Players cannot win the Young Male or Young Female award more than once.

ALL-TIME U.S. SOCCER PLAYERS OF THE YEAR AWARD WINNERS

| MALE PLAYER | | FEMALE PLAYER | | YOUNG MALE PLAYER | | YOUNG FEMALE PLAYER | |
|-------------|--------------------|---------------|-------------------|-------------------|--------------------|---------------------|------------------|
| Year | Player | Year | Player | Year | Young Male Player | Year | Player |
| 1984 | Rick Davis | 1984 | - | 1998 | Josh Wolff | 1998 | Cindy Parlow |
| 1985 | Perry Van der Beck | 1985 | Sharon Remer | 1999 | Ben Olsen | 1999 | Lorrie Fair |
| 1986 | Paul Caligiuri | 1986 | April Heinrichs | 2000 | Landon Donovan | 2000 | Aly Wagner |
| 1987 | Brent Goulet | 1987 | Carin Jennings | 2001 | DaMarcus Beasley | 2001 | Aleisha Cramer |
| 1988 | Peter Vermes | 1988 | Joy Biefeld | 2002 | Bobby Convey | 2002 | Lindsay Tarpley |
| 1989 | Mike Windischmann | 1989 | April Heinrichs | 2003 | Freddy Adu | 2003 | Cat Reddick |
| 1990 | Tab Ramos | 1990 | Michelle Akers | 2004 | Eddie Johnson | 2004 | Heather O'Reilly |
| 1991 | Hugo Perez | 1991 | Michelle Akers | 2005 | Benny Feilhaber | 2005 | Lori Chalupny |
| 1992 | Marcelo Balboa | 1992 | Carin Gabarra | 2006 | Jozy Altidore | 2006 | Daneshia Adams |
| 1993 | Thomas Dooley | 1993 | Kristine Lilly | 2007 | Michael Bradley | 2007 | Lauren Cheney |
| 1994 | Marcelo Balboa | 1994 | Mia Hamm | 2008 | Sacha Kljestan | 2008 | Kristie Mewis |
| 1995 | Alexi Lalas | 1995 | Mia Hamm | 2009 | Luis Gil | 2009 | Tobin Heath |
| 1996 | Eric Wynalda | 1996 | Mia Hamm | 2010 | Gale Agbossoumonde | 2010 | Bianca Henninger |
| 1997 | Kasey Keller | 1997 | Mia Hamm | 2011 | Brek Shea | 2011 | Sydney Leroux |
| 1998 | Cobi Jones | 1998 | Mia Hamm | 2012 | Rubio Rubin | 2012 | Julie Johnston |
| 1999 | Kasey Keller | 1999 | Michelle Akers | 2013 | Wil Trapp | 2013 | Lindsey Horan |
| 2000 | Chris Armas | 2000 | Tiffeny Milbrett | 2014 | DeAndre Yedlin | 2014 | Morgan Brian |
| 2001 | Earnie Stewart | 2001 | Tiffeny Milbrett | 2015 | Matt Miazga | 2015 | Mallory Pugh |
| 2002 | Brad Friedel | 2002 | Shannon MacMillan | 2016 | Christian Pulisic | 2016 | Ashley Sanchez |
| 2003 | Landon Donovan | 2003 | Abby Wambach | 2017 | Josh Sargent | 2017 | Sophia Smith |
| 2004 | Landon Donovan | 2004 | Abby Wambach | 2018 | Alex Mendez | 2018 | Tierna Davidson |
| 2005 | Kasey Keller | 2005 | Kristine Lilly | 2019 | Sergiño Dest | 2019 | Brianna Pinto |
| 2006 | Oguchi Onyewu | 2006 | Kristine Lilly | 2020 | Gio Reyna | 2020 | Naomi Girma |
| 2007 | Clint Dempsey | 2007 | Abby Wambach | | | | |
| 2008 | Tim Howard | 2008 | Carli Lloyd | | | | |
| 2009 | Landon Donovan | 2009 | Hope Solo | | | | |
| 2010 | Landon Donovan | 2010 | Abby Wambach | | | | |
| 2011 | Clint Dempsey | 2011 | Abby Wambach | | | | |
| 2012 | Clint Dempsey | 2012 | Alex Morgan | | | | |
| 2013 | Jozy Altidore | 2013 | Abby Wambach | | | | |
| 2014 | Tim Howard | 2014 | Lauren Holiday | | | | |
| 2015 | Michael Bradley | 2015 | Carli Lloyd | | | | |
| 2016 | Jozy Altidore | 2016 | Tobin Heath | | | | |
| 2017 | Christian Pulisic | 2017 | Julie Ertz | | | | |
| 2018 | Zack Steffen | 2018 | Alex Morgan | | | | |
| 2019 | Christian Pulisic | 2019 | Julie Ertz | | | | |
| 2020 | Weston McKennie | 2020 | Samantha Mewis | | | | |

| PLAYER WITH A DISABILITY | |
|--------------------------|-------------------------|
| Year | Player |
| 2012 | Felicia Schroeder |
| 2013 | Rene Renteria |
| 2014 | Gavin Sibayan |
| 2015 | Kevin Hensley |
| 2016 | Adam Ballou |
| 2017 | Sean Boyle |
| 2018 | Gracie Fitzgerald |
| 2019 | Nick Mayhugh |
| 2020 | CP Soccer Youth Players |

2020 U.S. SOCCER PLAYERS OF THE YEAR



U.S. SOCCER MALE PLAYER OF THE YEAR

WESTON MCKENNIE


In a year where the opportunity to represent the USMNT was limited, McKennie made the most of his two appearances for the USA while also taking his game to new heights on the club scene. The 22-year-old Juventus midfielder became the third youngest recipient of the U.S. Soccer Male Player of the Year award following a 2020 in which he amassed a combined 29 appearances along with four goals and two assists for Schalke and Juventus in 2020. The midfielder was a constant in the lineup for Schalke, appearing in 15 of 16 Bundesliga matches during the calendar year and helping Die Knappen stave off relegation from the German top-flight. With a high-profile loan move to Juventus in August, McKennie slotted straight into Andrea Pirlo's starting XI for the club's season opener three weeks later. The dominant midfielder helped Juventus advance to the Champions League Round of 16 and became just the third American to score in Serie A when his 80th minute header sparked a 2-1 comeback win against Torino in the Derby della Mole on Dec. 5. Three days later, he scored a stunning acrobatic strike in Juve's 3-0 Champions League win against Barcelona. Closing his fourth calendar year representing the U.S. Men's National Team, McKennie won Insiders Man of the Match honors in the 0-0 draw with Wales on Nov. 12 before helping the USA to a 6-2 rout of Panama on Nov. 16.



U.S. SOCCER FEMALE PLAYER OF THE YEAR

SAMANTHA MEWIS

Mewis shone brightly in the limited U.S. Women's National Team schedule while also performing at an extremely high level for clubs in the USA and England. The 28-year-old Hanson, Mass., native has put forth excellent performances for club and country over the past few years and is now widely recognized as one of the world's top two-way midfielders. In 2020, Mewis played in eight of the nine games for the USA, starting six, and scored four goals, all coming at the 2020 Concacaf Women's Olympic Qualifying tournament where she scored back-to-back braces against Costa Rica and Mexico. Mewis also put in a strong performance at the NWSL Challenge Cup, playing in all five games for the North Carolina Courage before making a move to England and Manchester City in early August. Over 17 matches for Man City in the league, FA Cup, Continental Cup and UEFA Women's Champions League, she has shown to be one of the best midfielders in the FA Women's Super League while scoring six goals across all competitions; three in the league, two in the FA Cup and one in Champions League. She helped Man City win the delayed FA Cup with a 3-1 victory over Everton on Nov. 1. In that match at Wembley Stadium, she became the third American, and second American woman, to score in an FA Cup Final, joining Carli Lloyd (2017) and Christian Pulisic (2020). She also scored the game-winner in the first leg of City's 2-1 Round of 32 UEFA Women's Champions League match at Göteborg in Sweden. Mewis ended 2020 in a special fashion, getting to play with her older sister Kristie during the USA's 2-0 victory over the Netherlands on Nov. 27 in Breda.



U.S. SOCCER YOUNG MALE PLAYER OF THE YEAR

GIO REYNA

Following an impressive career in the U.S. Youth National Team program, Reyna made a major leap to the next level for both club and country in 2020, making his much-anticipated debut for the U.S. Men's National Team on Nov. 12 vs. Wales. In that match, he and midfielder Yunus Musah became the 12th and 13th players to earn their first cap before the age of 18. Four days later, he became the third-youngest goal scorer in USMNT history when he opened the scoring for the USA in its 6-2 victory against Panama in Austria. Reyna made his Bundesliga debut for Borussia Dortmund on Jan. 18 at Augsburg and made 39 appearances in 2020 across all competitions, tallying five goals and seven assists. Reyna has also made his mark in the Champions League, making his Champions League debut against Paris-Saint Germain on Feb. 18 and contributing to both of Dortmund's goals in a 2-1 victory.



U.S. SOCCER YOUNG FEMALE PLAYER OF THE YEAR

NAOMI GIRMA

Only the second pure defender to win the award in its 23-year existence, Girma opened 2020 captaining the U.S. Under-20 Women's National Team to a Concacaf championship and by attending her first full U.S. Women's National Team training camp, which took place in Colorado. Girma, who played a major part in helping Stanford win the NCAA Championship in 2019 as the Pac-12 Defensive Player of the Year, was the leader of the U.S. defense during the 2020 Concacaf U-20 Women's Championship and started six games during the World Cup qualifying tournament to help the USA earn a berth to the since-cancelled 2020 FIFA U-20 Women's World Cup and win the regional title, defeating Mexico, 4-1 in the championship game. In her second and final U-20 cycle, Girma was the third most experienced player on the team and led a USA backline that allowed just one goal all tournament and went 545 shutout minutes in the tournament before allowing that score.

U.S. SOCCER PLAYER OF THE YEAR WITH A DISABILITY

CP SOCCER YOUTH PLAYERS

Soccer was significantly impacted at every level by the COVID-19 pandemic, but programming for players with disabilities was especially hard hit. With seasons interrupted and in-person gatherings suspended, a dedicated group of youth players from CP Soccer, a U.S. Soccer member organization that provides opportunities for players nationwide with cerebral palsy, a stroke or traumatic brain injury, came together virtually five days a week for 11 weeks during the height of stay-at-home orders in the United States for over 100 hours of training. Players from all 50 states and an average of more than 30 kids per day – boys and girls ages four to 18 – participated during the program's main 11-week run and were joined by a star-studded list of U.S. Soccer guests, including President Cindy Parlow Cone, Men's National Team head coach Gregg Berhalter and MNT forward Jordan Morris. The program culminated in two global tournaments via Zoom that drew hundreds of participants and thousands of viewers.

U.S. SOCCER ALL-TIME AWARDS

U.S. Soccer Team Awards – Top U.S. Team Finishes (Major International Competitions)

| Year | Team | Event | Finish |
|------|------------------------------|--|-----------|
| 2020 | Under-20 WNT | Concacaf Women's U-20 Championship | 1st place |
| 2019 | Women's National Team | FIFA Women's World Cup (France) | 1st place |
| 2019 | Men's National Team | Concacaf Gold Cup (USA) | 2nd place |
| 2019 | Under-17 MNT | Concacaf U-17 Championship | 2nd place |
| 2018 | Women's National Team | Concacaf Women's Championship (USA) | 1st place |
| 2018 | Under-17 WNT | Concacaf Women's U-17 Championship | 1st place |
| 2017 | Men's National Team | Concacaf Gold Cup (USA) | 1st place |
| 2016 | Under-20 WNT | FIFA U-20 Women's World Cup (Papua New Guinea) | 4th place |
| 2016 | Men's National Team | Copa America Centenario (USA) | 4th place |
| 2015 | Men's National Team | Concacaf Gold Cup (USA) | 4th place |
| 2015 | Women's National Team | FIFA Women's World Cup (Canada) | 1st place |
| 2014 | Women's National Team | Concacaf Women's Championship (USA) | 1st place |
| 2013 | Men's National Team | Concacaf Gold Cup (USA) | 1st place |
| 2012 | Women's National Team | Olympic Soccer Tournament (London) | 1st place |
| 2012 | Under-20 WNT | FIFA U-20 Women's World Cup (Japan) | 1st place |
| 2011 | Women's National Team | FIFA Women's World Cup (Germany) | 2nd place |
| 2009 | Men's National Team | Concacaf Gold Cup (USA) | 2nd place |
| 2009 | Men's National Team | FIFA Confederations Cup (South Africa) | 2nd place |
| 2008 | Under-17 WNT | FIFA U-17 Women's World Cup (New Zealand) | 2nd place |
| 2008 | Under-20 WNT | FIFA U-20 Women's World Cup (Chile) | 1st place |
| 2008 | Women's National Team | Olympic Soccer Tournament (China) | 1st place |
| 2007 | Under-20 WNT | Pan American Games (Brazil) | 2nd place |
| 2007 | Women's National Team | FIFA Women's World Cup (China) | 3rd place |
| 2007 | Men's National Team | Concacaf Gold Cup (USA) | 1st place |
| 2006 | Women's National Team | Concacaf Women's Gold Cup (USA) | 1st place |
| 2006 | Under-20 WNT | FIFA U-20 Women's World Cup (Russia) | 4th place |
| 2005 | Men's National Team | Concacaf Gold Cup (USA) | 1st place |
| 2004 | Under-19 WNT | FIFA U-19 Women's World Cup (Thailand) | 3rd place |
| 2004 | Women's National Team | Olympic Soccer Tournament (Greece) | 1st place |
| 2003 | Women's National Team | FIFA Women's World Cup (USA) | 3rd place |
| 2003 | Men's National Team | Concacaf Gold Cup (USA/Mexico) | 3rd place |
| 2002 | Under-19 WNT | FIFA U-19 Women's World Cup (Canada) | 1st place |
| 2002 | Women's National Team | Concacaf Women's Gold Cup (USA) | 1st place |
| 2002 | Men's National Team | Concacaf Gold Cup (USA) | 1st place |
| 2000 | Under-23 MNT | Olympic Soccer Tournament (Australia) | 4th place |
| 2000 | Women's National Team | Concacaf Women's Gold Cup (USA) | 1st place |
| 2000 | Women's National Team | Olympic Soccer Tournament (Australia) | 2nd place |
| 1999 | Under-17 MNT | FIFA U-17 World Cup (New Zealand) | 4th place |
| 1999 | Under-18 WNT | Pan American Games (Canada) | 1st place |
| 1999 | Under-23 MNT | Pan American Games (Canada) | 3rd place |
| 1999 | Women's National Team | FIFA Women's World Cup (USA) | 1st place |
| 1999 | Men's National Team | FIFA Confederations Cup (Mexico) | 3rd place |
| 1998 | Women's National Team | Goodwill Games (USA) | 1st place |
| 1998 | Men's National Team | Concacaf Gold Cup (USA) | 2nd place |
| 1997 | World University Games' Team | World University Games (Italy) | 3rd place |
| 1996 | Women's National Team | Olympic Soccer Tournament (USA) | 1st place |
| 1996 | Men's National Team | Concacaf Gold Cup (USA) | 3rd place |
| 1995 | Women's National Team | FIFA Women's World Cup (Sweden) | 3rd place |
| 1995 | Men's National Team | Copa America (Uruguay) | 4th place |
| 1993 | Men's National Team | Concacaf Gold Cup (USA & Mexico) | 2nd place |
| 1992 | Futsal National Team | FIFA Futsal World Cup (Hong Kong) | 2nd place |
| 1991 | Under-23 MNT | Pan American Games (Cuba) | 1st place |
| 1991 | Women's National Team | FIFA Women's World Cup (China) | 1st place |
| 1991 | Men's National Team | Concacaf Gold Cup | 1st place |
| 1989 | Futsal National Team | FIFA Futsal World Cup (Holland) | 3rd place |
| 1989 | Under-20 MNT | FIFA World Youth Championship (Saudi Arabia) | 4th place |
| 1959 | Men's Pan Am Games' Team | Pan American Games (USA) | 3rd place |
| 1930 | Men's National Team | FIFA World Cup (Uruguay) | 3rd place |

USMNT

MNT HISTORY

WORLD CUP HISTORY

PROGRAMS

COMPETITIONS

U.S. HISTORY & INFO

USOC Team of the Year Award

| Year | Team |
|------|----------------------------|
| 2019 | U.S. Women's National Team |
| 2015 | U.S. Women's National Team |
| 2011 | U.S. Women's National Team |
| 1999 | U.S. Women's National Team |
| 1997 | U.S. Women's National Team |

FIFA FIFPRO Women's Best XI

| Year | Team |
|------|---|
| 2020 | Tobin Heath, Megan Rapinoe |
| 2019 | Kelley O'Hara, Rose Lavelle, Julie Ertz, Alex Morgan, Megan Rapinoe |
| 2017 | Alex Morgan |
| 2016 | Hope Solo, Ali Krieger, Carli Lloyd, Alex Morgan |
| 2015 | Hope Solo, Meghan Klिंगenberg, Julie Johnston, Carli Lloyd |

Werner Fricker Builder Award

| Year | Recipient |
|------|---------------------|
| 2020 | Esfandiar Baharmast |
| 2019 | April Heinrichs |
| 2018 | Tony DiCicco |
| 2017 | Mary Harvey |
| 2016 | Anson Dorrance |
| 2015 | Bruce Arena |
| 2013 | Richard Groff |
| 2012 | Hank Steinbrecher |
| 2011 | Kevin Payne |
| 2010 | Bob Contiguglia |
| 2009 | Alan Rothernberg |
| 2008 | Bob Gansler |
| 2007 | Francisco Marcos |
| 2006 | Sal Rapiglia |
| 2005 | Gerhard Mengel |
| 2003 | Sunil Gulati |
| 2002 | Werner Fricker, Sr. |

The Werner Fricker Award is designed to honor those working tirelessly to further the interest of soccer without regard to personal recognition.

U.S. Soccer Individual Awards**FIFA World Coach of the Year**

| Year | Player | Team |
|------|------------|----------------------------|
| 2015 | Jill Ellis | U.S. Women's National Team |

The Best FIFA Women's Coach

| Year | Player | Team |
|------|------------|----------------------------|
| 2019 | Jill Ellis | U.S. Women's National Team |

FIFA World Player of the Year

| Year | Player | Team |
|------|--------------|----------------------------|
| 2015 | Carli Lloyd | U.S. Women's National Team |
| 2012 | Abby Wambach | U.S. Women's National Team |
| 2002 | Mia Hamm | U.S. Women's National Team |
| 2001 | Mia Hamm | U.S. Women's National Team |

The Best FIFA Women's Player

| Year | Player | Team |
|------|---------------|----------------------------|
| 2019 | Megan Rapinoe | U.S. Women's National Team |
| 2016 | Carli Lloyd | U.S. Women's National Team |

Sports Illustrated Athlete of the Year

| Year | Player | Team |
|------|---------------|----------------------------|
| 2019 | Megan Rapinoe | U.S. Women's National Team |

France Football d'Or

| Year | Player | Team |
|------|---------------|----------------------------|
| 2019 | Megan Rapinoe | U.S. Women's National Team |

All-World Championship Team

| Year | Player | Event / Team |
|------|--------------------|-------------------------------|
| 2015 | Carli Lloyd | WWC / All-Star |
| 2015 | Megan Rapinoe | WWC / All-Star |
| 2015 | Meghan Klingenberg | WWC / All-Star |
| 2015 | Julie Johnston | WWC / All-Star |
| 2015 | Hope Solo | WWC / All-Star |
| 2011 | Abby Wambach | WWC / First Team |
| 2011 | Lauren Cheney | WWC / First Team |
| 2011 | Shannon Boxx | WWC / First Team |
| 2011 | Hope Solo | WWC / First Team |
| 2007 | Kristine Lilly | WWC / Honorable Mention |
| 2006 | Amanda Poach | U-20 / First Team |
| 2006 | Val Henderson | U-20 / First Team |
| 2006 | Daneshia Adams | U-20 / First Team |
| 2004 | Angie Wozniak | U-19 / First Team |
| 2004 | Becky Sauerbrunn | U-19 / First Team |
| 2004 | Ashlyn Harris | U-19 / First Team |
| 2003 | Steve Cronin | U-20 / First Team |
| 2003 | Bobby Convey | U-20 / First Team |
| 2003 | Mia Hamm | WWC / Honorable Mention |
| 2003 | Joy Fawcett | WWC / First Team |
| 2003 | Shannon Boxx | WWC / First Team |
| 2003 | Danny Szetela | U-17 / First Team |
| | Freddy Adu | U-17 / First Team |
| 2002 | Kelly Wilson | U-19 / First Team |
| 2002 | Lindsay Tarpley | U-19 / First Team |
| 2002 | Heather O'Reilly | U-19 / First Team |
| 2002 | Jill Oakes | U-19 / First Team |
| 2002 | Landon Donovan | World Cup / Hon. Mention |
| 2002 | Claudio Reyna | World Cup / First Team |
| 1999 | Briana Scurry | WWC / First Team |
| 1999 | Carla Overbeck | WWC / First Team |
| 1999 | Mia Hamm | WWC / First Team |
| 1999 | Michelle Akers | WWC / First Team |
| 1999 | Brandi Chastain | WWC / First Team |
| 1996 | Victor Nogueira | Futsal / Honorable Mention |
| 1994 | Alexi Lalas | World Cup / Honorable Mention |
| 1992 | Victor Nogueira | Futsal / First Team |
| 1992 | Chico Borja | Futsal / First Team |

Golden Ball**(Tournament MVP)**

| Year | Player | Event |
|------|-------------------|------------------------------|
| 2020 | Mia Fishel | Concacaf Women's U-20 Champ. |
| 2019 | Megan Rapinoe | Women's World Cup |
| 2018 | Julie Ertz | Concacaf Women's Champ. |
| 2017 | Michael Bradley | Concacaf Gold Cup |
| 2017 | Eric Palmer-Brown | Concacaf U-20 Champ. |
| 2015 | Carli Lloyd | Women's World Cup |
| 2008 | Sydney Leroux | U-20 World Cup |
| 1999 | Landon Donovan | U-17 World Championship |
| 1991 | Carin Jennings | Women's World Cup |

Silver Ball

(Tournament second MVP)

| Year | Player | Event |
|------|------------------|---------------------------|
| 2011 | Abby Wambach | Women's World Cup |
| 2008 | Alex Morgan | U-20 World Cup |
| 2004 | Angie Woznuk | U-19 Women's World Champ. |
| 1999 | DaMarcus Beasley | U-17 World Championship |
| 1991 | Kyle Campbell | U-17 World Championship |
| 1991 | Michelle Akers | Women's World Cup |
| 1989 | Kasey Keller | World Youth Championship |

Bronze Ball

(Tournament third MVP)

| Year | Player | Event |
|------|----------------|---------------------------|
| 2019 | Rose Lavelle | Women's World Cup |
| 2012 | Julie Johnston | U-20 Women's World Cup |
| 2011 | Hope Solo | Women's World Cup |
| 2009 | Clint Dempsey | FIFA Confederations Cup |
| 2008 | Kristie Mewis | U-17 Women's World Cup |
| 2006 | Daneshia Adams | U-20 Women's World Champ. |
| 2002 | Kelly Wilson | U-19 Women's World Champ. |
| 1999 | Michelle Akers | Women's World Cup |

Golden Boot

(Tournament leading scorer)

| Year | Player | Event |
|------|----------------------------------|--------------------------|
| 2019 | Megan Rapinoe | Women's World Cup |
| 2018 | Alex Morgan | Concacaf Women's Champ. |
| 2015 | Clint Dempsey | Concacaf Gold Cup |
| 2013 | Landon Donovan/Chris Wondolowski | Concacaf Gold Cup |
| 2008 | Sydney Leroux | U-20 Women's World Cup |
| 2003 | Eddie Johnson | World Youth Championship |
| 1991 | Michelle Akers | Women's World Cup |

Silver Boot

(Tournament second leading scorer)

| Year | Player | Event |
|------|----------------|------------------------------|
| 2020 | Mia Fishel | Concacaf Women's U-20 Champ. |
| 2019 | Alex Morgan | Women's World Cup |
| 2019 | Giovanni Reyna | Concacaf U-17 Champ. |
| 2017 | Josh Sargent | FIFA U-20 World Cup |
| 2017 | Brooks Lennon | Concacaf U-20 Champ. |
| 2015 | Carli Lloyd | Women's World Cup |
| 2007 | Abby Wambach | Women's World Cup |
| 2002 | Kelly Wilson | U-19 Women's World Champ. |
| 1991 | Carin Jennings | Women's World Cup |

Bronze Boot

(Tournament third leading scorer)

| Year | Player | Event |
|------|-----------------|------------------------------|
| 2020 | Brianna Pinto | Concacaf Women's U-20 Champ. |
| 2019 | Giovanni Reyna | Concacaf U-17 Champ. |
| 2017 | Josh Sargent | Concacaf U-17 Champ. |
| 2011 | Abby Wambach | Women's World Cup |
| 2010 | Sydney Leroux | U-20 Women's World Cup |
| 2008 | Vicki DiMartino | U-17 Women's World Cup |
| 2008 | Alex Morgan | U-20 Women's World Cup |
| 2004 | Angie Woznuk | U-19 Women's World Champ. |
| 2002 | Lindsay Tarpley | U-19 Women's World Champ. |
| 1999 | Taylor Twellman | World Youth Championship |

Golden Glove

| Year | Player | Event |
|------|--------------------|---------------------------|
| 2017 | Jonathan Klinsmann | Concacaf U-20 Champ. |
| 2017 | Justin Garces | Concacaf U-17 Champ. |
| 2015 | Brad Guzan | Concacaf Gold Cup |
| 2015 | Hope Solo | Women's World Cup |
| 2011 | Hope Solo | Women's World Cup |
| 2010 | Bianca Henninger | U-20 World Cup |
| 2009 | Tim Howard | FIFA Confederations Cup |
| 2008 | Taylor Vancil | U-17 Women's World Cup |
| 2008 | Alyssa Naehler | U-20 Women's World Cup |
| 1999 | Briana Scurry | Women's World Cup |
| 1992 | Victor Nogueira | Futsal World Championship |
| 1991 | Kyle Campbell | U-17 World Championship |
| 1989 | Kasey Keller | World Youth Championship |

FIFA Fair Play

Fair Play Award Winners – Team

| Year | Team | Event |
|------|---------------------|------------------------------|
| 2020 | U-20 WNT | Concacaf Women's U-20 Champ. |
| 2019 | Men's National Team | Concacaf Gold Cup |
| 2019 | U-17 MNT | Concacaf U-17 Championship |
| 2018 | U.S. Women's Team | Concacaf Women's Champ. |
| 2017 | U.S. Men's Team | Concacaf Gold Cup |
| 2008 | Under-20 WNT | U-20 Women's World Cup |
| 2004 | Under-19 WNT | U-19 Women's World Champ. |
| 1998 | U.S. Men's Team | Year-End Award |
| 1996 | U.S. Women's Team | Olympic Soccer Tourn. |
| 1989 | Under-20 MNT | World Youth Championship |

Fair Play Award Winners – Individual

| Year | Player | Award |
|------|----------------|----------------------|
| 1998 | Michelle Akers | FIFA Order of Merit |
| 1997 | Julie Foudy | FIFA Fair Play Award |

2019 BEST OF U.S. SOCCER AWARDS

- Best Goal: Rose Lavelle vs. the Netherlands
Jozy Altidore vs. Panama
- Best Skills: Rose Lavelle vs. England
- Best Moment: WNT wins World Cup
- Best Save: Alyssa Naehar vs. England

2018 BEST OF U.S. SOCCER AWARDS

- Best Moment: USWNT Qualifies for 2019 World Cup
- Best Goal: Alex Morgan volley vs. Scotland
- Best Save: Ashlyn Harris vs. China
- Best Skills: Tobin Heath vs. Japan
- Best Assist: Crystal Dunn to Tobin Heath vs. Mexico

2017 BEST OF U.S. SOCCER AWARDS

- Best Photo: "Lion King Cassius"
- Best GIF: "Harry Dab"
- Best Skills: Christian Pulisic vs. Panama
- Best Save: Ashlyn Harris vs. Korea Republic
- Best Celebration: Julie Ertz carries Kelley O'Hara
- Best Development Academy, Paralympic National Team or Beach National Team Goal: Alejandro Pereira (Development Academy)
- Best Youth National Team Goal: Eryk Williamson vs. El Salvador
- Best Men's National Team Goal: Michael Bradley at Mexico
- Best Women's National Team Goal: Julie Ertz vs. Korea Republic
- Overall Best U.S. Soccer Goal: Julie Ertz vs. Korea Republic

2016 BEST OF U.S. SOCCER AWARDS

- Individual Performance of the Year: Crystal Dunn's five goals vs. Puerto Rico – Feb. 15
- Off-the-field Moment of the Year: Carli Lloyd and Jill Ellis Win World Player and Coach of the Year Awards – Jan. 11
- Team Performance of the Year, Presented by Thorne: WNT defeats Germany 2-1 to win inaugural SheBelieves Cup – March 9
- Tournament Performance of the Year: WNT sweeps inaugural SheBelieves Cup - March
- Goal of the Year: Alex Morgan scores leveler in de facto SheBelieves Cup final vs. Germany – March 9

2015 BEST OF U.S. SOCCER AWARDS

- Best Team Performance: WNT vs. Germany – 2015 FIFA Women's World Cup Semifinals
- Best Goal: Carli Lloyd's half-field strike – 2015 FIFA Women's World Cup Final
- Best Save: Meghan Klingenberg's headed goal-line clearance vs. Sweden – 2015 FIFA Women's World Cup Group Stage
- Best Individual Performance: Carli Lloyd vs. Japan – 2015 FIFA Women's World Cup Final
- Best Goal Celebration: Meghan Klingenberg's "Terrible Towel" tribute – WNT Victory Tour
- Best Off-Field Moment: WNT on stage with Taylor Swift
- Best U.S. Soccer Video: WNT Celebrates 2015 FIFA Women's World Cup Victory in Los Angeles Rally

2014 BEST OF U.S. SOCCER AWARDS

Ten of the best and most meaningful moments throughout 2014 were selected for special mention during U.S. Soccer's Best Of Week that ran from Dec. 15-19. The 10 best moments in U.S. Soccer over the course of 2014 included:

- The USMNT's thrilling 2-1 win against Ghana that secured a vital three points to begin the team's escape from the 'Group of Death' at the 2014 FIFA World Cup.
- Meghan Klingenberg's long-distance golazo against Haiti during Women's World Cup Qualifying was an audacious and timely way for the defender to score her first goal for the USWNT.
- Jermaine Jone's thunderous game-tying strike nearly 30 yards from goal against Portugal that sent the USA on its way to collecting the vital point it ultimately needed to advance to the knockout round at the 2014 FIFA World Cup.
- The USWNT booked its place at the 2015 FIFA Women's World Cup by rolling through the Concacaf qualifying tournament with a 6-0-0 record, 21 goals scored, 0 conceded and a clean sweep of the competition's individual awards.
- Fabian Johnson's picturesque strike against Turkey in the USA's second Send-Off Series game was one of the USMNT's most well-crafted goals the team produced in a year of memorable tallies.
- A rarity among professional athletes across all sports, USWNT captain Christie Rampone was honored for her enduring professionalism and longevity at the highest level of soccer when she made her 300th appearance for her country against Mexico during Women's World Cup Qualifying, becoming just the second soccer player in history – man or woman – to achieve the feat.

- The torch was passed on to the next generation of the USMNT as three pillars of the team's unparalleled success over the last decade all announced their retirement: DaMarcus Beasley, Carlos Bocanegra and Landon Donovan.
- With his team approaching its final group game at the 2014 FIFA World Cup, USMNT head coach Jurgen Klinsmann wrote a letter asking that fans be released from work in order to cheer on the USA against Germany. His words went viral on the internet, spawning numerous positive responses from bosses, celebrities and politicians as well as more than a few copy cats.
- USMNT goalkeeper Tim Howard turned in a larger-than-life performance in the USA's Round of 16, overtime defeat to Belgium at the 2014 FIFA World Cup, making a tournament-record 16 saves and cementing his legacy among soccer fans as first goalkeeper to become the "Secretary of Defense."
- U.S. Soccer enjoyed a record year of fan support and interaction, from the thousands that followed the USMNT to Brazil for the 2014 FIFA World Cup to the ever-present USWNT fans that cheered on the team as it qualified for the 2015 FIFA Women's World Cup. An assuredly giant leap was made by U.S. Soccer with the help of its fans and partners in 2014, one that has raised the bar higher than ever before in the United States.

BEST OF U.S. SOCCER #100YEARS EDITION WINNER

In 2013, U.S. Soccer provided fans with the opportunity to determine the top moment of the Federation's history. Set up as a bracket-style competition that pits the top moments across U.S. Soccer's 100-year history head-to-head, fans voted daily to determine their favorite moment of all-time.

Abby Wambach's dramatic and stunning goal against Brazil in the 2011 FIFA Women's World Cup quarterfinal defeated all challengers to win the Best of U.S. Soccer: #100Years Edition. More than 10,000 fans voted on the final matchup to crown Wambach the winner, while more than 210,000 votes were cast overall.

Wambach's stoppage-time score that pulled the USA even at 2-2 at the very end of overtime in a match that the USA eventually won in penalty kicks, triumphed in all six of its matchups during the 64-moment bracket-style competition. In the final round, Wambach's 122nd-minute header off a cross from Megan Rapinoe – which at the time was the latest goal ever scored in a FIFA competition – edged Landon Donovan's historic strike in the waning seconds of the USA's last match of group play against Algeria at the 2010 FIFA World Cup in South Africa.



2012 BEST OF U.S. SOCCER AWARDS

- Best Goal: Alex Morgan vs. Canada (Aug. 6)
- Best Goal Celebration: Snow Angels
- Best Performance, Player: Megan Rapinoe vs. Canada (Aug. 6)
- Best Performance, Team: WNT vs. Canada (Aug. 6)
- Best Save: Hope Solo vs. Canada (June 30)

2011 BEST OF U.S. SOCCER AWARDS

- Best Assist: Megan Rapinoe to Abby Wambach (July 10 vs. Brazil)
- Best Fan Tribute: Teach Me How to Wambach
- Best Goal: Abby Wambach vs. Brazil (July 10)
- Best Off the Field Moment: Hope Solo on Dancing With the Stars
- Best Performance, Academy: Juan Agudelo with the MNT
- Best Performance, Player: Hope Solo vs. Brazil (July 10)
- Best Performance, Team: WNT vs. Brazil, July 10
- Best Soccer Bar: O'Brien's Pub; San Diego, Calif.
- Best Twitter: Megan Rapinoe (@mPinoe)
- Best Studio 90 Feature: Wild Turkey

2010 BEST OF U.S. SOCCER AWARDS

- Best South Africa Moment: Dog Pile for the Ages
- Best Goal: Landon Donovan vs. Algeria (June 23)
- Best Performance (Team): MNT vs. Algeria (June 23)
- Best Photo: The Pile
- Best Performance (Player): Tim Howard vs. England (June 12)
- Best Fan Costume: South Africa Starting 11
- Best Academy Story: First Two Academy Alumni Play for the MNT
- Best Soccer Specialty Store: Soccer Fanatic, San Diego, Calif.
- Best Assist: Jozy Altidor vs. Slovenia (June 18)
- Best Soccer Bar: Small Bar, Chicago
- Best Soccer Blog: Soccer by Ives
- Best Studio 90 Feature: The Everton Experience

2009 BEST OF U.S. SOCCER AWARDS

- Best Performance (Team): MNT vs. Spain (June 24)
- Best Performance (Player): Tim Howard vs. Spain (June 24)
- Best Goal: Landon Donovan vs. Brazil (June 28)
- Best Assist: Landon Donovan vs. Mexico (Aug. 12)
- Best Soccer Bar: Fado's Irish Pub, Seattle
- Best Fan Photo: Stars and Stripes Forever
- Best Academy Story: Bill Hamid Goes Pro
- Best Soccer Specialty Store: Soccer Fanatic, San Diego, Calif.
- Best Soccer Blog: Soccer By Ives
- Best Photo: Spain Slips
- Best ussoccer.com Video: Behind the Scenes USA-Costa Rica
- Best Clutch Moment: MNT defense vs. Spain (June 24)

2008 BEST OF U.S. SOCCER AWARDS

- Best Goal (Women): Carli Lloyd vs. Brazil (Aug. 21)
- Best Goal (Men): Sacha Kljestan vs. Netherlands (Aug. 10)
- Best Photo: Jump for Joy
- Best Soccer Specialty Store: Angelo's Soccer Corner (Pa.)
- Best Soccer Bar: The Globe Pub (Chicago)
- Best Soccer Blog: Soccer By Ives
- Best Fan Photo: Jeff York
- Best Assist: Lindsey Tarpley vs. Ireland (Sept. 20)
- Best all_access Video: Tobin Heath Walkabout
- Best Performance (Team): WNT vs. Brazil (Aug. 21)
- Best Performance (Player): Tim Howard vs. Argentina (June 8)
- Best Goal: Academy: Andrew Bulls, BAL vs. LAFC

2007 BEST OF U.S. SOCCER AWARDS

- Best Bar: The Globe (Chicago, Ill.)
- Best Soccer Specialty Store: Soccer 4 All (Houston, Texas)
- Best Goal (Men): Benny Feilhaber vs. Mexico (June 24)
- Best Goal (Women): Abby Wambach vs. Sweden (Sept. 14)
- Best Assist: Freddy Adu vs. Brazil (July 6)
- Best Performance (Player): Abby Wambach vs. Sweden (Sept. 14)
- Best Performance (Team): MNT vs. Mexico (June 24)
- Best all_access video: Abby Wambach Back 4 Quiz
- Best Blog: Soccer Insider
- Best Fan Atmosphere: MNT vs. Mexico (June 24)
- Best Photo: 2-0! Donovan scores against Mexico

2006 BEST OF U.S. SOCCER AWARDS

- Best Soccer Bar: Ginger's Ale House (Chicago, Ill.)
- Best Soccer Specialty Store: Angelo's Soccer Corner (Pa.)
- Best Goal: Clint Dempsey vs. Ghana (June 22)
- Best Kristine Lilly Goal: vs. Canada (Nov. 4)
- Best Performance (Player): Kasey Keller vs. Italy (June 22)
- Best Performance (Team): MNT vs. Italy (June 17)
- Best all_access Video: Hospital Visit to Kaiserslautern
- Best Action Photo: McBride Crunch
- Best U.S. Fan Photo from the World Cup: Flag Over Kaiserslautern
- Best U.S. Atmosphere: MNT vs. Italy at Kaiserslautern, Germany
- Best Look/Style: Don't Tread on Me Jerseys

2005 BEST OF U.S. SOCCER AWARDS

- Best Soccer Bar: Ginger's Ale House (Chicago, Ill.)
- Best Soccer Specialty Store: Chicago Soccer (Chicago, Ill.)
- Best U.S. Atmosphere: MNT vs. Mexico at Columbus, Ohio
- Best Goal: Tiffeny Milbrett vs. Ukraine (July 10)
- Best Assist: Landon Donovan vs. Guatemala (March 30)
- Best Performance (Player): Oguchi Onyewu vs. Mexico (Sept. 3)
- Best Performance (Team): MNT vs. Mexico (Sept. 3)
- Best Goal Celebration: DaMarcus Beasley vs. Mexico (Sept. 3)
- Best all_access Video: Highlights of USA vs. Mexico (Sept. 3)
- Best Podcast: Bruce Arena Speaks Candidly
- Best Picture: Kasey Keller's Superman Save

2004 BEST OF U.S. SOCCER AWARDS

- Best Soccer Bar: Ginger's Ale House (Chicago, Ill.)
- Best Soccer Specialty Store: Soccer USA (Austin, Texas)
- Best U.S. Soccer Story: Hamm, Foudy and Fawcett Finish Legendary Careers
- Best Fashion Statement: U.S. Women's National Team's gold medals and Olympic wreaths
- Best U.S. Crowd: Sept. 25 at Frontier Field in Rochester (14,780 SO)
- Best Soccer Fans: The Sam's Army contingent in Foxborough, Mass., for the U.S. Men's first home qualifier
- Best U.S. Goal: Abby Wambach vs. Iceland
- Best U.S. Assist: Mia Hamm vs. Germany (Aug. 23)
- Best Late-Game Heroics: Abby Wambach's game-winner goal vs. Brazil (Aug. 26)
- Best Game Performance (Player): Mia Hamm vs. Germany (Aug. 23)
- Best Game Performance (Team): WNT vs. Brazil (Aug. 26)

2003 BEST OF U.S. SOCCER AWARDS

- Best Soccer Bar: Ginger's Ale House (Chicago, Ill.)
- Best Soccer Specialty Store: Gotshalk's Soccer (Boston, Mass.)
- Best Soccer Stadium: The Home Depot Center (Carson, Calif.)
- Best Crowd: May 8 at Reliant Stadium in Houston (69,582; SO)
- Best Soccer Fans: Chicago, Ill.
- Best Game Promotion: 1950 Retro Jerseys (USMNT)
- Best U.S. Soccer Story: Tim Howard Signs with Manchester United; Red Devils Tour America
- Best Goal: Kristine Lilly vs. Sweden (Sept. 21)
- Best YNT Goal: Freddy Adu vs. Poland (June 4)
- Best Performance (Player): Abby Wambach vs. Norway (Oct. 1)
- Best Performance (Team): WNT vs. Sweden (Sept. 21)

2002 BEST OF U.S. SOCCER AWARDS

- Best Soccer Bar: Summers Restaurant (Arlington, Va.)
- Best Soccer Specialty Store: Soccer Unlimited (Indianapolis, Ind.)
- Best Soccer Stadium: Columbus Crew Stadium (Columbus, Ohio)
- Best Crowd: May 12 at RFK Stadium (30,413)
- Best Soccer Fans: Fans who traveled to Korea for the World Cup
- Best Game Promotion: Buck-a-Brat Night (Columbus Crew)
- Best Place to Watch the World Cup from the U.S.: Your couch
- Best Goal: Brian McBride vs. Portugal (June 5)
- Best Performance (Player): Brad Friedel vs. South Korea (June 10)
- Best Performance (Team): MNT vs. Portugal (June 5)

MEDIA INFORMATION

303



U.S. SOCCER COMMUNICATIONS DEPARTMENT

NEIL BUETHE

Office: 312-528-1270

CHIEF COMMUNICATIONS OFFICER

E-mail: nbuethe@ussoccer.org

MICHAEL KAMMARMAN

Office: 312-528-1246

PRESS OFFICER, MEN'S NATIONAL TEAM

E-mail: mkammarman@ussoccer.org

AARON HEIFETZ

Office: 424-233-3743

PRESS OFFICER, WOMEN'S NATIONAL TEAM

E-mail: aheifetz@ussoccer.org

CHRIS KENNEDY

Office: 312-528-1292

PRESS OFFICER, YOUTH NATIONAL TEAMS

E-mail: ckennedy@ussoccer.org

JEFF CRANDALL

Office: 312-528-1283

MEN'S NATIONAL TEAM CONTENT MANAGER

E-mail: jcrandall@ussoccer.org

MC BARRETT

Office: 312-528-1237

WOMEN'S NATIONAL TEAM CONTENT MANAGER

E-mail: mbarrett@ussoccer.org

ILYANNA GUTIERREZ

Office: 312-528-1293

MEDIA & BROADCAST OPERATIONS MANAGER

E-mail: igutierrez@ussoccer.org

U.S. SOCCER VIDEO DEPARTMENT

ANDREW SEVCIK

Office: 312-528-1267

VIDEO PRODUCTION MANAGER

E-mail: asevcik@ussoccer.org

NICK BURTON

Office: 312-528-1271

NATIONAL TEAMS VIDEO PRODUCER

E-mail: nburton@ussoccer.org

JEN BUGLIO

Office: 312-528-1277

WOMEN'S NATIONAL TEAM VIDEOGRAPHER

E-mail: jbuglio@ussoccer.org

AREAS OF CONTACT

| | |
|---|-----------|
| Spokesperson..... | Buethe |
| President Interviews | Buethe |
| Credential Requests..... | Gutierrez |
| Photo Requests | Buethe |
| Video Footage | Sevcik |
| Men's National Team & Interviews..... | Kammarman |
| Men's Youth National Teams & Interviews | Kennedy |
| Women's National Team & Interviews | Heifetz |
| Women's Youth National Teams & Interviews | Heifetz |
| Hall of Fame | Buethe |
| Lamar Hunt U.S. Open Cup..... | Buethe |
| ussoccer.com | Buethe |
| Spanish Language | Gutierrez |

USSF SOCIAL MEDIA HANDLES

| | |
|-----------------|--|
| Twitter..... | @ussoccer, @USMNT, @USWNT, @ussoccer_comms |
| Instagram | @ussoccer, @USMNT, @USWNT |
| Facebook..... | @officialussoccer |

2021 MEDIA GUIDELINES

Thank you for your coverage of U.S. Soccer and the U.S. National Teams. Please familiarize yourself with the information and policies in this document so that your coverage of the U.S. National Teams is conducted in the most efficient manner possible. These guidelines and policies are enforced by the U.S. Soccer Communications Department. If you have questions about the policies listed here, please do not hesitate to contact U.S. Soccer Communications at media@ussoccer.org or 312-808-1300.

www.ussoccer.com/media-services/media-guidelines - Applicable to Rights Holders and Non-Rights Holders

USMNT
MNT HISTORY
WORLD CUP HISTORY
PROGRAMS
COMPETITIONS
U.S. HISTORY & INFO

GENERAL GUIDELINES

Professional Conduct

Media are expected to follow the guidelines set forth in this document, as well as the instructions of U.S. Soccer staff, stadium employees and security, at the risk of limitation of access or revocation of credentials.

Media credentials are issued with the purpose of providing access to interviews and written, audio and visual accounts of the game as appropriate. **Media members should not use access for autographs, personal photographs or commercial requests.**

Media credentialed for access to shoot photographs and video are expected to use professional equipment to file photographic or video accounts. Use of equipment such as 'point and shoot' style cameras or mobile telephones that are not considered professional equipment will result in access being restricted or rescinded.

Media Services

Press Releases: To be added to the U.S. Soccer media distribution list, please send an email request to communications@ussoccer.org.

Media Guides: To request a current media guide for the U.S. Men's or Women's National Team, please send an email request to communications@ussoccer.org. A digital version of the Men's and Women's National Team's media guides can be found on the Media Guide page in the right-hand navigation column.

Interview Requests: Media requesting interviews with U.S. National Team players, coaches or administrators should make arrangements with the U.S. Soccer Communications Department or the onsite press officer with the respective team. When requesting and conducting interviews, media should identify the organization that they are representing, and provide advance notice if audio or video will be recorded for later distribution. All audio and video interviews are subject to U.S. Soccer's Video Guidelines, which are included in this document.

ussoccer.com: Is the official web site of the U.S. Soccer Federation. All press releases – content that includes a dateline are posted on ussoccer.com, and can be republished by media in their entirety. U.S. Soccer press releases are available in Spanish. Media interested in receiving press releases in Spanish can send an email request to communications@ussoccer.org.

Video: Media are welcome to embed videos that appear on ussoccer.com. Visit youtube.com/ussoccerdotcom and <http://www.ussoccer.com/stories> for the latest U.S. Soccer-produced videos.

Audio, Video Roll & Interviews: U.S. Soccer periodically sends out video and audio media rolls from National Team events for outlets to use free of charge, provided they properly credit video as; Courtesy of U.S. Soccer/Veritone. If you'd like to sign up for the email list that distributes these media rolls, please email communications@ussoccer.org with Media Roll in the subject line.

Twitter: U.S. Soccer provides updates at www.twitter.com/ussoccer that include breaking news and new content posted to ussoccer.com. Media are welcome to re-tweet @ussoccer, @USMNT, @USWNT, @ussoccer_comms, @USYNT, @ussoccer_coach, @ussoccer_ref, and @ussoccer_pnt content, including play-by-play accounts.

Photography Requests

Head Shots: U.S. Soccer maintains head and shoulder portraits of select U.S. National Team players and coaches that can be requested by emailing communications@ussoccer.org or calling 312-808-1300.

Action Photography: For action photos, please contact Annette Shelby at International Sports Images at 650-906-7753 or at annette@isiphotos.com. International Sports Images serves as the photography manager for U.S. Soccer. Media outlets can also search and preview the photography archive at isiphotos.com.

U.S. SOCCER EVENTS

Credentials

Policies: In addition to the policies listed below, please note that only working media will be credentialed and no one under the age of 18 will be issued a credential.

Applications: Media can request credentials for matches online at <https://www.usoccer.com/about/us-soccer-media-services/credentials>. The online application process can be found by clicking on the Media Services link in the footer on the front page of usoccer.com. Media can also contact U.S. Soccer Communications with questions on the application process directly by phone at 312-808-1300 or e-mail communications@usoccer.org.

Deadlines: The deadline to apply for credentials to U.S. Soccer events is generally two (2) weeks prior to the game. There is no guarantee that late applications will be accepted.

Pickup: U.S. Soccer will distribute credential pickup times prior to each game. Credential pickup times generally coincide with media availabilities. For pickup on the day of the game, Media Will Call at the stadium will open approximately two (2) hours before kickoff for WNT matches and three (3) hours for MNT matches. Each media member must show identification in order to receive their credential. An individual cannot pick up more than one credential.

Parking Shipping: If you would like single-game parking passes (subject to availability) to be shipped, please provide a UPS or FedEx account number at least two (2) weeks prior to the game. Replacement parking passes cannot be provided if lost in transit.

All Matches Credential Holders: All media provided an All Matches credential must still inform the U.S. Soccer Communications Department of their plans to attend specific matches to ensure a space in the press box. Please do so at least two (2) weeks in advance of a match.

Media Facilities

Media facilities, including the press box and photographers' work area, will open approximately two (2) - three (3) hours before each game.

Press Box: All seats will be assigned. Auxiliary seating arrangements will be made if the capacity of the press box is exceeded.

Photographer Work Room: Where available, a photographer work room will be available at field level.

Internet: Wireless Internet access will be provided to media filing on deadline.

Game Notes & Media Guides: Game notes will be placed at each seat and also on a table near the press box entrance. Media guides will be made available upon request and digital versions are available online at [usoccer.com/about/us-soccer-media-services](https://www.usoccer.com/about/us-soccer-media-services).

Lineups: Official lineups are made available approximately one (1) hour prior to kickoff. Lineups, which include jersey numbers for each team, will be distributed to the media as quickly as possible.

Media Access / Interviews

There is no pre-game access to U.S. Soccer players and coaches on game days. No "flash" interviews are permitted on the field. All post-game access is available in the press conference and mixed zone.

Press Conference: There will be a formal press conference with the head coach shortly after the final whistle. In the event something changes a member of the U.S. Soccer communications staff will inform the media.

Mixed Zone: Locker rooms are not open to the media at U.S. Soccer events. All post-game interviews will be conducted in a press conference or mixed zone. Players from both teams will typically be available in the mixed zone. The media mixed zone will generally be near the locker rooms.

Print & Online Media

Live Blogging / Commentary: Live blogging of U.S. Soccer events from either the venue or via the television broadcast is subject to our Live Blogging Guidelines. The guidelines are included in Appendix II of this document.

Video: Please notify U.S. Soccer in advance if your coverage includes video recording. Any video footage, including interviews, gathered by print and online media is subject to the U.S. Soccer Video Guidelines. The Video Guidelines are included in Appendix I of this document.

Audio: Please notify U.S. Soccer in advance if your coverage includes audio recording. Any audio, including interviews, gathered by radio, print and online media is subject to the U.S. Soccer Audio Use Guidelines. The guidelines are included in Appendix III of this document.

Radio - Non Rights Holders

Non-rights-holding radio journalists are welcome to conduct pregame and postgame reports from the press box, but NO play-by-play reports are permitted. Radio non-rights-holders will have access to post-match press conference and mixed zones unless otherwise notified. Radio outlets interested in purchasing rights should contact U.S. Soccer at 312-808-1300.

Audio: Any audio, including interviews, gathered by radio, print and online media is subject to the U.S. Soccer Audio Use Guidelines. The guidelines are included in Appendix III of this document.

Field Access

Print, online and radio writers and reporters are not permitted on the field at any time. Media members granted field access must have a working purpose. Representatives from the broadcast media who are not filing reports, but would like to attend as an observer, should inform U.S. Soccer of such when making the application.

Still Photographers

Locations: Still photographers are permitted to shoot U.S. Soccer events from behind the field sign boards in either end line. At events where space allows, photographers may also shoot on the sideline opposite the benches between the end line and the 18-yard line. Shooting from the 18-yard line will be allowed on a match-by-match basis depending on space. The attacking direction of the teams is determined by a coin toss. Following the coin toss, photographers must pick one end of the field to shoot for the entire half. The ONLY time photographers may change ends is at halftime. At NO time are photographers allowed on the field of play.

Photo Marshals: U.S. Soccer will use photo marshals to assist on-field media. Photo marshals can assist with providing lineups/rosters, distributing bibs and assist with questions on location and other topics. Photographers are required to follow all instructions of the photo marshals.

Bibs: All still photographers are required to wear a colored bib as provided by U.S. Soccer. The bib is lightweight and designed to be worn outside of outerwear and be visible at all times. Please return the bibs to a photo marshal following the game, or leave them in the press box / photographers' work room.

Pre-Game Photos: Each team's starters will pose for a pre-game photo near the bench area following the national anthems. Photographers should gather in the near-side corners once the teams leave the field after warm-ups. U.S. Soccer will escort the photographers to midfield.

Field Watering: The grounds crew may water the field prior to warm-ups and also prior to kickoff. Please be responsible for your equipment during this time. U.S. Soccer is not responsible for damage to any equipment.

Non-Rights Holder Video (ENG)

Video Footage: All non-rights holders and ENG crews must follow the U.S. Soccer Video Guidelines for all footage gathered at events. The Video Guidelines are included in Appendix I of this document.

TV Reporters: ENG reporters may stay on the field until two (2) hours prior to kickoff to shoot 'scene sets,' and are not allowed on the field again until after the conclusion of the broadcast window. Reporters/anchors will not be issued a bib. U.S. Soccer will not generally credential non-rights holder producers, editors, or technicians.

Location: ENG cameras are permitted to shoot U.S. Soccer events from behind the field sign boards of either end line. The attacking direction of the teams is determined by a coin toss. Following the coin toss, ENG cameras must pick one end of the field to shoot for the entire half. The ONLY time ENG crews may change ends is at halftime. At NO time are any media members allowed on the field of play.

Photo Marshals: U.S. Soccer will use photo marshals to assist on-field media. Photo marshals can assist with providing lineups/rosters, distributing bibs and assist with questions on location and other topics. ENG crews are required to follow all instructions of the photo marshals.

Bibs: All ENG camera operators are required to wear a colored bib as provided by U.S. Soccer. The bib is lightweight and designed to be worn outside of outerwear and be visible at all times. Please return the bibs to a photo marshal following the game, or leave them in the press box / photographers' work room.

Field Watering: The grounds crew may water the field prior to warm-ups and also prior to kickoff. Please be responsible for your equipment during this time. U.S. Soccer is not responsible for damage to any equipment.

Live Newscasts: Please contact U.S. Soccer in advance of the event if you would like to broadcast live pre or post-game as part of a newscast from the stadium.

Social Media

U.S. Soccer will not generally credential media looking to cover a U.S. Soccer event only for social media purposes. This means someone looking to provide coverage of a match for social media sites not limited or restricted to; Facebook, Twitter, Instagram, etc., will be considered for a press credential on a case basis but in most cases will not be accommodated for a press credential.

Social Media Reporting: U.S. Soccer permits credentialed reporters to report on behalf of their media organizations through social media channels or personal accounts. U.S. Soccer permits pictures to be taken from the press box for social media reporting purposes but prohibits the collection of any type of video from the press box. Doing so may result in revocation of press credentials.

APPENDIX I: NON-RIGHTS HOLDER VIDEO GUIDELINES

Video Footage: All rights to match footage including all applicable copyrights belong to U.S. Soccer and its rights holders who broadcast each specific match. U.S. Soccer has three rights holders that will broadcast their Men's National Team and Women's National Team matches in 2020: ESPN, FOX Sports and Univision. If an organization is interested in recording video footage at a U.S. Soccer match for non-news gathering purposes they should contact U.S. Soccer Communications at communications@ussoccer.org.

Television Broadcasters

Game Action: Television broadcasters can use footage of U.S. Soccer events obtained either via 1) their own recording or 2) action dubbed from a U.S. Soccer rights holder broadcast with credit only in connection with its regularly scheduled news programming within a week of the game. This footage should not exceed two (2) minutes. Highlights aired as part of a continuous news program should not be longer than one (1) minute per 30-minute segment.

Filming – Game Action: For televised events, non-rights holders / ENG cameras may record the first 15 minutes of each half (from 00:00 to 15:00 and 45:00 to 60:00 on the game clock). For non-televised events, non-rights holders / ENG cameras may record the entire game but are still subject to the aforementioned limits. This includes events that are web streamed live online.

Filming – Interviews and Scene Sets: There is no limit to the gathering of footage pre-game, at halftime and post-game. All footage gathered is subject to the usage guidelines indicated in this document.

Filming – In Seating Area: Video cameras looking to shoot in the concourse or seating area must contact U.S. Soccer in advance of the event for approval.

Previews or Advances: In advance of a U.S. Soccer event, television broadcasters can use two (2) minutes of archival game action to preview an upcoming event. In the local/regional markets, broadcasters should mention the time and location of the game along with their report. Outside of the local markets, broadcasters should mention the time and broadcast information.

Television Broadcasters' Web Sites: Video produced for air as part of regular programming that is simulcast or archived online must be accompanied by a link to ussoccer.com. Content produced exclusively for the Internet is subject to the guidelines for Online Video.

U.S. Soccer Video Dept. Audio and Video Roll: U.S. Soccer periodically sends out video and audio media rolls from National Team events for outlets to use free of charge, provided they properly credit video as; Courtesy of U.S. Soccer/Veritone. If you'd like to sign up for the email list that distributes these media rolls, please email communications@ussoccer.org with "Media Roll" in the subject line.

Online Video

Game Action: Online organizations (including print publications that post video online) are not permitted to film or use game action video at any time. Game action includes any footage of the field, teams, etc., following the beginning of the television broadcast window. Only video of off-field activities (i.e. interviews, training sessions) may be recorded.

Non-Game Video: Any video posted online that is recorded as part of media access is limited to the use of eight (8) minutes per day/activity date. Online video may not incorporate integrated advertising and must be accompanied by links to ussoccer.com.

Professional Presentation: Online video is expected to be recorded, edited and presented in a professional manner. Video must be presented/hosted on an organization's website, and not solely on a site provided by a third-party (i.e. YouTube, Vimeo, Facebook, etc.).

Online Video Sites: Organizations who regularly post video to online video sites (i.e. YouTube, Vimeo, etc.) may not include advertising with video gathered as a result of media access. Allowing users to embed these videos is not permitted, and the description of any video must include a link to ussoccer.com.

APPENDIX III: NON-RIGHTS HOLDER AUDIO GUIDELINES

Radio Broadcasters

Play-by-Play Accounts: Play-by-play accounts are forbidden by non-rights holders at any time.

Non-Game Audio: Any online audio recorded as part of media access is limited to the use of eight (8) minutes per day/activity date. Audio posted on radio broadcaster websites must comply with Online Guidelines below.

Online

Non-Game Audio: Any audio recorded as part of media access is limited to the use of eight (8) minutes per day/activity date. Online audio may not incorporate integrated advertising and must be accompanied by links to ussoccer.com.

APPENDIX III: LIVE WRITTEN UPDATES

All Media

Online or text reports (i.e., live blogs, Twitter, etc.) concerning U.S. Soccer games while they are in progress ("Live Written Updates") are subject to the following:

- Live updates may not use any audio, video or graphic simulations of U.S. Soccer games.
- Live updates must provide television and radio broadcast information for that U.S. Soccer Game. For example: "Tonight's U.S. Soccer game is being broadcast live on (name of television/radio station)."
- All live updates must be free of charge to readers.

NOTE: This policy does not prohibit the posting of the facts of a game (i.e., goals scored, cards given, game score and time remaining).





USMNT

311

BRENDEN AARONSON'S BIO CONTINUED FROM PAGE 14

Scored the winning goal in a 3-0 road win over the New York Red Bulls (September 6) ... Assisted a goal in the 4-1 road win against the Montreal Impact (September 20) ... Scored his fifth goal of the season in second-half stoppage time in a 3-0 victory against Inter Miami CF (September 27) ... Collected his fourth assist of the season in a 3-0 home win against FC Cincinnati (October 7) ... Provided the secondary assist on the game-winning goal in the Union's 2-1 victory over Montreal Impact (October 11) ... **2019:** Made 28 appearances (25 starts) for the Union, with 15 coming at central attacking midfield, seven at central midfield and six at left midfield ... has scored three goals and added two assists ... scored the opening goal in his MLS and Union debut at Atlanta United FC (March 17) ... was called up by the U.S. U-23s for a training camp in Herriman, UT (June 9-16) ... recorded his first MLS assist on Fafa Picault's goal at Orlando (July 3) ... Named to the roster for the 2019 MLS Homegrown Game, at which he played 45 minutes in a 2 (3) - 2 (0) win (July 30) ... Scored his first Union goal at Talen Energy Stadium and added an assist in the 3-1 win over D.C. United (August 24) ... Opened the scoring in the Union's 3-1 win over Atlanta (August 31) with his third goal of the season ... Received another call-up by the U-23s ahead of a training camp in Chula Vista, CA (September 1-10); during the camp, started in a friendly vs. Japan (September 9), recording an assist ... earned his first senior National Team call up ahead of a pair of Concacaf Nations League matches vs. Cuba (October 11) and at Canada (October 15) ... **2018:** Turned professional by signing a Homegrown Player deal on September 17, 2018, with the contract effective in the 2019 season ... Became the Union's first-ever Homegrown born in New Jersey ... For Bethlehem Steel FC, he made 16 regular-season appearances, with 13 appearances coming as an amateur before signing his Union deal, scoring one goal and adding five assists. He scored his first goal and added his first assist in the match vs. Atlanta United 2 (July 29), becoming the first-ever Union Academy player to make the USL Team of the Week. He notched an assist in his first match after turning pro, vs. TFC II (September 22), and added another at Indy Eleven (October 6). Additionally, he assisted on the game-winning goal in the win that clinched Steel FC's postseason berth, vs. Tampa Bay (October 14). He started Steel FC's postseason matches at Pittsburgh (October 20) and at Louisville (October 27) ... **2017:** Aaronson made five regular-season appearances for Bethlehem Steel as an amateur, making his debut for the club on July 15, 2017 vs. Pittsburgh. He also appeared in Steel FC's playoff match at Louisville (October 21).

College / Youth: Aaronson joined the Philadelphia Union Juniors at the age of 10 and also starred for the Union Academy, last appearing 14 times for the U-19s in the 2017-18 season, scoring six goals. He previously played for NJ Real and Medford SC.

Personal: Wanted to be a professional soccer player since age five ... Attended the opening match of the Philadelphia Union at their current stadium ... Played basketball and lacrosse growing up ... Enjoys hanging out with his girlfriend ... Likes to play tennis, golf and ping pong ... His brother Paxton plays for the Union ... His father Rusty played soccer at Monmouth University.

TYLER ADAMS' BIO CONTINUED FROM PAGE 15

Russia to win the FIFA World Cup ... Earned what would stand as the game-winning penalty kick in the USA's 1-0 victory against Paraguay on March 27 in Cary, N.C. ... **2017:** Became the first player born in 1999 to appear for the MNT, playing the full 90 minutes in a 1-1 draw with European champions Portugal on Nov. 14 in Leiria ... **Under-20s:** Started 11 of 12 appearances for the U.S. during the 2017 U-20 World Cup cycle ... Was the third youngest player on the U.S. squad at the 2017 FIFA U-20 World Cup where he appeared in all five matches as the team drove to the tournament quarterfinal ... Played in four of six matches as part of the first U.S. squad to win a confederation title when it lifted the 2017 CONCACAF U-20 Championship Under-17s: Appeared in 23 matches during the 2015 U-17 World Cup cycle ... Played in all three games for the USA at the 2015 FIFA U-17 World Cup in Chile ... Appeared in all six matches at the 2015 CONCACAF U-17 Championship in Honduras ... Was one of the youngest members in the U-17 Residency Program in Bradenton during the 2015 World Cup Cycle ... **Under-14s and U-15s:** Adams represented both the U-14 and U-15 Boys' National Teams in 2013 ... **First Appearance:** Nov. 14, 2017 vs. Portugal ... **First Goal:** Sept. 11, 2018 vs. Mexico ... **First World Cup Appearance:** none ... **First World Cup Goal:** none ... **First WCQ Appearance:** none... **First WCQ Goal:** none ... **First WCQ Assist:** none ... **Tournament Rosters:** FIFA U-20 World Cup (2017) ... FIFA U-17 World Cup (2015) ... Concacaf U-20 Championship (2017) ... Concacaf U-17 Championship (2015).

Professional – 2020-21: Prior to the winter break, appeared in 16 matches across all competitions, starting eight ... Came off the bench in four of Leipzig's six UEFA Champions League matches, helping the club advance to the Knockout Round ... **2019-20:** A lingering adductor injury kept Adams out of action until December, but he returned to make 17 overall appearances in the second half of the season, providing one very big goal in the process ... Appeared in 14 Bundesliga matches, starting 10 ... Returned to action on Dec. 21, playing 86 minutes in a 3-1 win vs. Augsburg ... Made three appearances and scored one goal in the Champions League Knockout Round ... Made his UCL debut in the 3-0 win second leg Round of 16 win vs. Tottenham Hotspur (March 10) ... Became the U.S. player to score deepest in the UEFA Champions League when he tallied the game-winner vs. Atlético Madrid in the quarterfinal on Aug. 13, 2020 ... Became just the second U.S. player

to appear in the Champions League semifinal as RB Leipzig fell 3-0 to PSG on Aug. 18 ... **2018-19:** Following the MLS season, secured a transfer to New York Red Bulls' sister club, German Bundesliga side RB Leipzig ... Before being slowed by injury, made 10 Bundesliga appearances, recording two assists over 723 minutes to help RB Leipzig finish third and qualify for the UEFA Champions League ... Made two appearances in the DFB Pokal, starting the 3-0 Cup Final loss to Bayern Munich on May 25 ... Made his club debut in a 4-0 win vs. Fortuna Düsseldorf (Jan. 27) ... Recorded assists in a 3-1 win vs. Stuttgart (Feb. 16) and 5-0 win vs. Hertha Berlin (March 30) **2018:** Playing his second full season with the New York Red Bulls, Adams Achieved a career-high 27 regular season appearances to go along with seven assist in helping the club win the MLS Supporters Shield with a league record 71 points ... Tallied two assists in a 2-2 draw at Vancouver Whitecaps FC on Aug. 18 ... **Playoffs:** Played every minute of New York's 4 MLS Cup Playoff matches, recording an assist in a 3-0 win against Columbus Crew SC in the second leg of the Eastern Conference Final on Nov. 11 ... **Champions League:** Played every minute of New York's six Concacaf Champions League matches as the Red Bulls fell one goal short of an appearance in the confederation final ... Recorded an assist in New York's 2-0 Round of 16 Second Leg win against Olimpia on March 1 ... Tallied his first Champions League goal in a 3-1 Quarterfinal first leg win vs. Club Tijuana on March 13 ... **Open Cup:** Made one appearance, going the full 90 minutes in New York's 2-1 loss to Philadelphia in the Round of 16 on June 16 ... **2017:** Made MLS season debut as a starter in the midfield against Real Salt Lake on March 25 ... tallied eight points on two goals and four assists ... appeared in 24 matches and started in 22 ... was called up to the U.S. U-20's for the World Cup on May 7... tallied his first career MLS assist and point against NYC on Aug. 6 ... recorded his first MLS goal and brace against D.C. on Sept. 27 ... tallied two assists versus Vancouver on Oct. 7. **Open Cup:** Appeared and started all five matches ... logged all 480 minutes of the competition ... played 90 minutes in his first career Open Cup match vs. NYCFC on June 14 ... recorded his first career Open Cup assist against FC Cincinnati on Aug. 15. **Playoffs:** Started all three matches ... recorded his first career MLS playoff assist against Chicago in the Knockout Round (10/25) ... **2016:** Made one MLS appearance in his rookie season, starting on April 13 in San Jose... Named to MLS Chiptole Homegrown roster for game vs Mexico U-20s. **Champions League:** Started three CCL games ... **2015:** Played 11 games, making nine starts, as a midfielder for New York Red Bulls II ... First signing in Red Bulls II history at age 16 ... Scored first professional goal in his First Team debut as a starter for New York Red Bulls in International Champions Cup against Chelsea FC on July 22 ... Started second First Team match in International Champions Cup against S.L. Benfica on July 26 ... Made professional debut with Red Bulls II as a substitute vs. Toronto FC II on April 4 ... Played 808 total minutes in 2015 USL season.

Youth – 2015: First player to graduate the Red Bulls Regional Development School (RDS) program and progress all the way through the academy system to a professional contract ... Introduced to the organization through the Red Bulls RDS program at the age of 10 ... Two years later, Adams joined the Red Bulls academy U-13 team ... Quickly progressed through the Red Bulls U-14 and U-16 sides ... The defender had a five-star rating from Top Drawer Soccer ... Was ranked third overall, and second by position, in the IMG Academy Top 150 for his age group.

Personal: From a young age, begged his mother Melissa to take him to New York Red Bulls' matches ... Looked up to former Red Bulls Homegrown and former USMNT player Juan Agudelo and counts former Red Bulls teammates Dax McCarty and Sacha Kljestan as mentors ... Stepbrother Dylan Sullivan also played for New York Red Bulls Academy and committed to playing collegiately at Clemson University beginning in the fall of 2019 ... His other stepbrother Darryl Sullivan plays college football for Marist University.

JOZY ALTIDORE'S BIO CONTINUED FROM PAGE 16

- A two-time winner of U.S. Soccer's Male Player of the Year, taking the honor in 2013 and 2016.
- Set a U.S. MNT record by scoring in five straight games on his way to becoming joint top scorer for the U.S. in 2013 – tying Landon Donovan on eight goals.
- A critical force in the USA's march to the 2011 CONCACAF Gold Cup final, scoring game-winning goals against Canada and Guadeloupe and earning Man of the Match honors in both games.
- His assist on Michael Bradley's game-tying goal against Slovenia in the 2010 FIFA World Cup voted Best Assist for 2010 Best of U.S. Soccer Awards.
- Started all four 2010 World Cup matches, earning ussoccer.com Man of the Match honors in the USA's 1-0 victory against Algeria.
- Finished as the leading scorer for the U.S. in qualifying for the 2010 FIFA World Cup with six goals.
- Became the youngest player in U.S. Men's National Team history to score a hat trick, tallying all three goals in the 3-0 victory in qualifying against Trinidad & Tobago on April 1, 2009, in Nashville.
- Part of Peter Nowak's Under-23 side that qualified for the Olympics in Beijing and appeared in all three games at the Olympics, scoring during the 2-2 tie on Aug. 10 against the Netherlands.
- Became the first U.S. international to score in Spain's La Liga when he grabbed a goal on Nov. 1, 2008, against Athletic Bilbao.

U.S. National Team – 2020: With a bulk of the USMNT's schedule limited due to the COVID-19 pandemic, did not appear in any matches ... **2019:** After a year away from the team, returned to make five appearances (three starts), and registered a goal and assist ... Appeared in four matches (three starts) as the team ran to the 2019

Concacaf Gold Cup Final ... Scored the game-winning goal and earned Man of the Match honors in a 1-0 victory against Panama (June 26) ... Provided the assist on Weston McKennie's opening goal in the 3-1 Semifinal win vs. Jamaica (July 3) ... **2018:** Did not play ... **2017:** Started 10 of 11 matches, recording four goals and three assists ... Won his first CONCACAF Gold Cup ... Appeared in the three Knockout Round matches scoring the game-winner in the Semifinal vs. Costa Rica (July 22) and opening free kick in the 2-1 Final win vs. Jamaica (July 26) ... Named to the Gold Cup Best XI ... Tallied an assist on Christian Pulisic's 46th minute goal in a 6-0 World Cup Qualifying win vs. Honduras (March 24) ... Earned Man of the Match honors in a 4-0 World Cup Qualifying win vs. Panama (Oct. 6) when he assisted on Pulisic's opening goal before tallying two of his own ... The brace moved him into back into a tie with Clint Dempsey for first on the MNT's all-time World Cup Qualifying goals list with 18 ... Joined Dempsey and Landon Donovan as the third MNT player to break the 40-goal mark ... At 27 years, 84 days, became the second youngest MNT player to earn his 100th cap in a 0-0 draw with Serbia (Jan. 29) ... **2016:** Despite suffering a hamstring injury just weeks before the start of Copa America Centenario, appeared in 10 matches, starting eight while tallying six goals and two assists en route to his second U.S. Soccer Male Player of the Year award ... Finished as the team's leading scorer for the fourth time in his international career ... Four of his six goals came in World Cup Qualifying, moving his total to 16 and making him the MNT's all-time leading scorer in the competition ... Scored in both January Camp friendlies, a 3-2 victory against Iceland and 1-0 win vs. Canada ... Bagged the fourth goal in the MNT's 4-0 World Cup Qualifying win vs. Guatemala on March 29 ... Scored from the penalty spot in 6-0 win vs. St. Vincent and the Grenadines on Sept. 2 ... Brace vs. Trinidad & Tobago on Sept. 6 made him the MNT's all-time leader in World Cup Qualifying goals with 16 ... Enters 2017 third on the MNT's all-time scoring list with 37 goals ... **2015:** Appeared and started in 13 matches, tallying six goals and two assists. Finished 2015 as the team's second leading goal scorer ... Scored in in 3-2 losses to Chile and Switzerland ... Tallied braces in 2-1 win against Peru on Sept. 4 and 6-1 win against St. Vincent and the Grenadines on Nov. 13 ... Moved past Brian McBride for fourth all-time on the MNT's goal list with 31 and third all-time in World Cup qualifying goals, tying him with Eddie Johnson at 10 ... **2014:** A bad hamstring strain suffered in the 23rd minute of the opening match against Ghana ended Altidore's 2014 World Cup aspirations ... He'd been on fine form in the lead-up, scoring a pair against Nigeria on June 7 in Jacksonville, Fla., in the final match of the Send-Off Series ... Started and appeared in 10 matches ... Scored in back-to-back matches against Honduras and third-ranked Colombia in London ... **2013:** With nine appearances (eight starts) and four goals in the 2013 Hexagonal, he has now amassed 26 career caps in World Cup qualifying and notched 10 tallies, tying for fourth on the USA's all-time WCQ goals scored chart with Hall-of-Fame forward Brian McBride ... Set a U.S. MNT record when he scored seven goals in five consecutive appearances from June 2-Aug. 14 ... Handed the captain's armband by head coach Jurgen Klinsmann for the first time in the team's final 2013 FIFA World Cup Qualifier, a 3-2 win in Panama that handed the U.S. first place atop the Hex ... Notched his second career hat-trick in an epic 4-3 comeback win at Bosnia-Herzegovina on Aug. 14 ... **2012:** Appeared in seven matches, starting three ... Used his size and skill in the area to tee up Clint Dempsey for the game-winner in the historic 1-0 win against Italy on Feb. 29 in Genoa ... Finished the year with a strong effort in the 2-2 draw against Russia on Nov. 14 in Krasnodar ... **2011:** Made 13 appearances for the MNT, scoring three goals to raise his career tally to 13 ... Scored a penalty against Slovenia for the U.S.'s third goal in the 3-2 win on Nov. 15 ... Played in four games in the CONCACAF Gold Cup, including the opening win against Canada when he converted a pass from Donovan in the 15th minute, and against Guadeloupe when he scored the game-winner in the ninth minute ... Earned Man of the Match honors for both games ... A hamstring injury prevented him from playing in the final ... **2010:** Started all four matches at the 2010 FIFA World Cup ... Registered an assist on Michael Bradley's game-tying goal in the 2-2 draw on June 18 against Slovenia, knocking down a header to put the ball in the path of Bradley for the goal that kept the U.S. alive in the tournament ... Earned ussoccer.com Man of the Match honors for his efforts in that game ... Pushed his career goal tally to double digits, scoring on May 29 against Turkey in the Send-Off Series, tapping home a feed from Landon Donovan and in the 2-2 draw on Oct. 9 against Poland when he took down a great through ball from Jermaine Jones ... **2009:** Finished with a career-high 17 appearances and six goals ... Earned back-to-back ussoccer.com Man of the Match honors by scoring in the 2-2 comeback draw on March 28 in El Salvador before potting a hat trick three days later at home against T&T in Nashville ... Scored the game-winning goal against No. 1-ranked Spain on June 24 in the Confederations Cup semifinal, turning on Villarreal teammate Joan Capdevila before firing past goalkeeper Iker Casillas ... Recorded his second game-winning goal in World Cup qualifying when he headed home a Donovan cross in first half stoppage time of the 2-1 win against El Salvador on Sept. 5 in Sandy, Utah ... **2008:** Earned his first start and scored his first MNT goal against Mexico during a 2-2 draw on Feb. 6, 2008, in Houston ... Set a record at the time for the youngest player to score for the U.S. during the modern era ... Made his first World Cup qualifying appearance as a substitute against Cuba in October, scoring the fifth goal of a 6-1 rout at RFK Stadium ... **2007:** Earned first cap with the MNT on Nov. 17, coming on as a sub in the 65th minute of the USA's 1-0 victory against South Africa in the Nelson Mandela Challenge Cup ... **Under-23s:** A member of the Olympic team that competed in Beijing in August 2008, he appeared in all three games during the tournament ... Came on as a sub against the Netherlands and promptly scored when he tapped in a cross from Michael Orozco-Fiscal to give the U.S. a 2-1 lead ... Started three of the four games he appeared in during Olympic qualifying, twice drawing fouls that set up U.S. goals on free kicks ... **Under-20s:** Earned 17 caps for the Under-20s, scoring six goals ... Started all five games at the 2007 FIFA Under-20 World Cup, scoring four goals ... Tallied both goals in the USA's 2-1 win against Brazil ... Also scored against Poland and in the quarterfinal match against Austria ... Made his first U-20 appearance against reigning World Champion Argentina ... Part of the CONCACAF qualifying team that

finished at the top of the group ... Played in two games during qualifying ... **Under-17s:** Joined U.S. Soccer's Residency Program in August 2004 ... Youngest player on the roster when he joined Residency ... Was a prolific scorer in 2005 with the '89s, scoring 19 goals in 26 games and adding four assists ... Appeared in the 2005 Under-17 World Cup against Italy and the Netherlands ... Was one of only three players born in 1989 to make roster ... Tallied first international goal with the Under-17 team against Australia at the 2004 Nike Friendlies ... Scored two of the team's four goals to help the U.S. win the Toyota Football Championship in Japan in 2004 ... **First Appearance:** Nov. 17, 2007, vs. South Africa ... **First Goal:** Feb. 6, 2008, vs. Mexico ... **First World Cup Appearance:** June 12, 2010 vs. England ... **First World Cup Goal:** none ... **First WCQ Appearance:** Oct. 11, 2008 vs. Cuba ... **First WCQ Goal:** Oct. 11, 2008 vs. Cuba ... **First WCQ Assist:** Oct. 15, 2008 at Trinidad & Tobago ... **Tournament Rosters:** FIFA World Cup (2010, 2014) ... FIFA Confederations Cup (2009) ... Concacaf Gold Cup (2011, 2015, 2017, 2019) ... FIFA U-20 World Cup (2007) ... FIFA U-17 World Cup (2005) ... Concacaf U-20 Championship (2007) ... Summer Olympics (2008).

Professional – 2020: Appeared in 14 matches, starting 11 for Toronto FC ... Provided two goals and an assist ... Provided the assist on Pablo Piatti's second goal in the 3-0 win vs. Vancouver (Aug. 18) ... Scored an 89th minute game-winner in the 2-1 win at Montreal on Sept. 9 ... Scored the tying goal in TFC's 3-1 comeback win vs. Columbus (Sept. 27) ... **2019:** Made 22 regular season appearances (18 starts), while registering 11 goals and seven assists to help Toronto FC qualify for the MLS Cup Playoffs ... Registered double-digit goals for the fourth time in five seasons ... Returned from injury and came off the bench in the 2019 MLS Cup Final, scoring a late consolation goal in the 3-1 defeat to Seattle Sounders FC (Nov. 10) ... Made two appearances in the Canadian Cup, where Toronto FC finishes runners up after falling to Montreal Impact on penalty kicks ... **2018:** Despite various injuries throughout the season, Altidore still managed to appear in 24 matches across all competitions, providing 13 goals and two assists along the way ... Managed seven goals and an assist in 13 regular season appearances ... Recorded a brace twice, on March 30 against Real Salt Lake and Sept. 1 vs. LAFC ... Champions League: Was massive in TFC's run to the Concacaf Champions League Final, appearing in all eight matches while recording three goals and an assist ... Scored in the second leg of Final before having to leave the match due to injury ... Canadian Cup: Appeared in three of four TFC's Canadian Cup matches, recording a hat trick in the second leg of the Final, a 5-2 victory against Vancouver (Aug. 15) ... **2017:** Achieved MLS career highs in appearances (27), goals (15) and assists (6) in helping Toronto FC win an unprecedented treble by winning the 2017 MLS Cup, Supporters Shield and Canadian Cup ... Record two goals in four MLS Cup Playoff appearances ... Won Man of the Match after scored the game-winning goal in Toronto FC's 2-0 victory against Seattle Sounders FC in the MLS Cup Final (Dec. 9) ... Scored the series clinching goal to give TFC a 1-0 win vs. Columbus Crew SC in the second leg of the Eastern Conference Final (Nov. 29) ... Recorded a goal or assist in 17 regular season matches in helping TFC earn the highest point total in league history (69) ... Tallied a goal and assist in a 2-0 win at Vancouver Whitecaps FC (March 18) ... Bagged two goals in a 2-0 win vs. Houston Dynamo (April 28) ... Collected a goal and assist in a 3-1 win vs. Orlando City SC (July 5) ... Bagged a brace in Toronto's 4-0 win vs. San Jose Earthquakes (Sept. 9) ... Won his second-straight Canadian Cup ... Appeared in both legs of the Canadian Cup Final, scoring in a 1-1 draw at Montreal Impact in the first leg (June 21) ... **2016:** Recorded 10 goals and five assists in 23 MLS Regular Season matches ... Slowed by a hamstring injury suffered in May, Altidore made an impressive return at the end of July, tallying 10 goals and three assists in 14 matches down the stretch as Toronto FC qualified for the postseason for the second straight year ... Once there, Altidore went on an unprecedented run of scoring form in the MLS Cup Playoffs, racking up five goals and four assists in TFC's six matches, while leading the club to its first MLS Cup Final ... **2015:** In his first season with Toronto FC, appeared in 25 matches and tallied 13 goals to finish second on the team in scoring ... Scored braces on March 7 at Vancouver Whitecaps, April 26 at Orlando City and Aug. 22 vs. Orlando City ... Helped TFC qualify for the MLS Cup Playoffs for the first time in club history ... **2014:** Struggled to find consistent form at Sunderland, experiencing a managerial change in the first part of his tenure ... Finished his time in England with 42 appearances ... **2013:** Secured a transfer to English Premier League club Sunderland from Dutch side AZ Alkmaar after scoring 31 goals across all competitions, a record for American players in Europe ... His 13th-minute goal in the KNVB Cup Final proved the game-winner and gave AZ its first Cup title since 1982 ... **2012:** Capped off an impressive first season with AZ by scoring 20 goals in all competitions, including 15 in league play that contributed to a fourth-place finish in the Eredivisie table ... Finished seventh on the league goal scoring chart ... Recorded four multiple-goal games, including a pair in a Europa League qualifier on Aug. 25 against Aalesund ... Scored in his club debut, a 3-1 win against PSV on Aug. 7 ... **2011:** Transferred to AZ Alkmaar on a four-year contract on July 14, 2011, whose sporting director is former U.S. international and 2011 Hall of Fame Inductee Earnie Stewart ... Scored five goals in his 16 Eredivisie games in the first half of the season, including a brace in the 4-0 victory against NEC Nijmegen ... Scored a goal in his first game with AZ, a 3-1 win against PSV Eindhoven ... Made seven appearances in the Europa League, scoring four goals ... **2010-11:** Loaned to defending Turkish League champion Bursaspor to close out the 2010-11 campaign ... Finished the loan spell with 12 appearances and one goal ... Scored his first goal for the Turkish side on April 8 ... During the first half of the season, appeared in nine matches in all competitions for Villarreal, including four starts in the Europa League ... Scored in both legs of the Copa del Rey fourth-round series against Polideportivo Ejido, helping Villarreal to a 3-1 aggregate goals victory ... Made one league appearance, entering as a sub on Oct. 31 against Sporting Gijon ... **2009-10:** Moved to Hull City on loan for the 2009-10 campaign ... Started his tenure in fine fashion, coming on the 60th minute and quickly setting up the game-winner in the 1-0 win on Aug. 22 against Bolton ... Followed with the lone goal in the 1-0 victory in the Carling Cup against Southend United three days later ... Appearances reached into double digits

before the new year ... Finished the loan spell at Hull City with 26 league appearances and one goal ... **2008-09**: Transferred to Villarreal of Spain's La Liga in June of 2008 for an MLS record fee thought to be around the \$10 million mark ... Debuted for Villarreal as a second half substitute against Deportivo La Coruña on Sept. 14 ... Scored his first goal for the club on Nov. 1 when he netted in the 90th minute against Athletic Bilbao ... Loaned to second division leaders Xerez in January, but the team's form and minor toe surgery prevented Altidore from cracking the lineup ... **2007**: Had a breakout season with the Red Bulls in 2007, scoring nine goals and adding four assists in 15 games in his second season ... **2006**: Scored the game-winning goal in a 1-0 win against Columbus on Sept. 30, 2006, in just his second professional game ... Played every minute (180) of the playoff series against D.C. in 2006, scoring the team's lone goal of the series on a header in the second match ... Finished rookie season with nine appearances and four goals ... Drafted in the second round (17th overall) by the MetroStars (now the N.Y. Red Bulls) of Major League Soccer.

Personal: In 2020, became engaged to tennis star and 2017 U.S. Open champion Sloane Stephens ... A native of Livingston, N.J., he moved to Florida as a child ... Born to Haitian parents Joseph and Gisele, whom he lists as personal heroes ... Has become very active in helping raise money for relief efforts in Haiti ... A member of the FIFA Task Force Against Racism and Discrimination ... One of three U.S. players featured on the cover of ESPN the Magazine's 2010 World Cup Guide ... Has one older brother, Janak, and two sisters, Sadia and Lindsay ... Sadia played soccer at East Carolina University.

PAUL ARRIOLA'S BIO CONTINUED FROM PAGE 17

appearances, starting eight matches and providing one assist ... Provided the helper on Bobby Wood's 63rd minute strike in the 4-0 World Cup Qualifying win vs. Panama on Oct. 6, in Orlando ... Appeared in five of the MNT's six matches at the Gold Cup, helping the USA win its sixth confederation championship ... Appeared in six of eight Final Round World Cup Qualifiers, including the USA's 1-1 draw vs. Mexico at Estadio Azteca on June 11 ... **2016**: Made three appearances, starting one match ... Became just the eighth player in MNT history to score in each of his first two matches ... Started, scored and provided an assist in his MNT debut on May 22 vs. Puerto Rico ... Followed up with another goal off the bench in the MNT's 4-0 World Cup Qualifying win vs. Trinidad & Tobago on Sept. 6 ... U-23s - Appeared in the second leg of the USA's Intercontinental Olympic Qualifying playoff vs. Colombia on March 29 ... U-20s - **2015**: Made 12 appearances, starting eight games ... Recorded two goals and an assist ... Appeared in four of five matches, helping the U.S. to a Quarterfinal finish at the 2015 FIFA U-20 World Cup ... Scored in a 4-0 rout of hosts New Zealand on June 2 ... Appeared in all six matches of the 2015 CONCACAF U-20 Championship ... Scored the second goal in a 2-0 win vs. El Salvador in the tournament playoff which clinched the USA's spot at the 2015 FIFA U-20 World Cup on Jan. 24 ... Assisted on Bradford Jamieson's lone goal in a 1-0 victory vs. Trinidad & Tobago in the group finale on Jan. 21 ... **2014**: Appeared in five matches, starting four and recording one assist ... **Under-18s - 2012**: Made five appearances, scoring one goal ... **Under-17s - 2011**: Made five appearances starting four matches ... Appeared in three of four U.S. matches at the 2011 FIFA U-17 World Cup in Mexico ... Was part of the U.S. roster at the CONCACAF qualifying tournament but didn't appear due to injury ... **2010**: Joined U-17 Residency Program in the fall ... Made one substitute appearance for the U.S. ... **First Appearance**: May 22, 2016 at Puerto Rico ... **First Goal**: May 22, 2016 at Puerto Rico ... **First Assist**: May 22, 2016 at Puerto Rico ... **First World Cup Appearance**: none ... **First World Cup Goal**: none ... **First WCQ Appearance**: Sept. 6, 2016 vs. Trinidad & Tobago ... **First WCQ Goal**: Sept. 6, 2016 vs. Trinidad & Tobago ... **First WCQ Assist**: Oct. 6, 2017 vs. Panama ... **Tournament Rosters**: Concacaf Gold Cup (2017, 2019) ... FIFA U-20 World Cup (2015) ... FIFA U-17 World Cup (2011) ... Concacaf U-20 Championship (2015) ... Concacaf U-17 Championship (2011).

Professional - 2021: Signed on loan with Swansea City of the English League Championship on Feb. 1 ... **2020**: Suffered a torn right ACL in a preseason match with D.C. United on Feb. 15 ... After surgery and nine months of recovery, returned to the field in D.C.'s regular season finale, playing 21 minutes in a 3-2 defeat to Montreal (Nov. 8) ... **2019**: Registered six goals and two assists in 29 matches (28 starts) for D.C. United ... Appeared in the D.C. United's 5-1 MLS Cup Playoff defeat to Toronto FC (Oct. 19) ... **2018**: Started 25 of 28 league appearances, racking up seven goals and eight assists in his first full season with D.C. United ... Helped D.C. United qualify for the MLS Cup playoffs ... Recorded his first brace for the club in a 3-1 win vs. Vancouver (July 14) ... Made one additional appearance in the U.S. Open Cup ... **2017**: Appeared in 11 matches for D.C. United, tallying a goal and two assists ... Made his club debut three days after transferring from Tijuana in a 1-0 defeat vs. Real Salt Lake on Aug. 12 ... Recorded two assists in a 4-0 win vs. San Jose on Sept. 23 ... Recorded his first goal for the club in a 2-1 loss vs. New York Red Bulls on Oct. 22 ... Played one match for Tijuana during the Apertura 2017 tournament before transferring to D.C. United on Aug. 9 ... Appeared in 16 of 17 Liga MX matches, providing two goals and three assists as Tijuana won the Clausura 2017 regular season title ... Appeared in three of four playoff matches as Xolos advanced to the semifinals before falling to eventual champions Tigres 4-0 on aggregate ... Appeared in four more Copa MX matches, tallying the game-winner in a 1-0 victory vs. Club América on March 8 ... **2016**: Began conversion to a right wing back and made 13 substitute league appearances to help Tijuana win the Apertura 2016 regular season title ... Started all four appearances in Copa MX, finding the back of the net in a 3-0 win vs. Toluca on July 19 ... **2015-16**: Appeared in 27 league matches starting eight, tallying a goal in a 3-1 loss at Cruz Azul on Aug. 16 ... Appeared in 11 Copa MX matches, starting eight and scoring two goals in Tijuana's run to the Quarterfinals of both the Apertura 2015 and Clausura 2016 tournaments ... Scored in a 2-1 win vs. Zacatepec

Siglo XXI on July 29 ... Tallied in a 4-0 victory vs. Club Atlas on Feb. 25 ... **2014-15:** Away with a number of U.S. U-20 commitments, Arriola made five substitute appearances ... Appeared in eight matches, starting four in Tijuana's run to the Clausura 2015 Quarterfinals ... **2013-14:** Following the 2011 FIFA U-17 World Cup, had trials with Club América and Morelia and turned down a Homegrown contract from the LA Galaxy to sign with Club Tijuana in May 2013 ... Made 17 appearances, starting four matches and scoring one league goal in the combined season ... Scored in his club debut, a 5-2 friendly victory vs. Club América at nearby Petco Park in San Diego on July 6... Recorded an assist in his league debut, dishing to Darío Benedetto in a 3-3 draw with Club Atlas on July 19 ... Scored his first league goal in a 2-1 loss at Monterrey on Aug. 17 ... Made five CONCACAF Champions League appearances, scoring twice ... Recorded the first goal in a 3-2 victory at C.D. Victoria on Sept. 20 and found the back of the net against the same team in a 6-0 win on Sept. 26 ... Made three loan appearances with Dorados Sinaloa in Copa MX play, scoring twice ... Scored the third goal in a 3-1 win vs. Estudiantes Tecos on Jan. 14 and tallied the decisive goal in a 3-1 win in the return leg on Jan. 21.

Youth: Grew up playing for Chula Vista Rangers and credits coach Eddie Fondon for his development ... A product of two U.S. Soccer Development Academy clubs, playing for Arsenal FC, before joining the LA Galaxy Academy in 2012 ... Originally committed to UCLA before signing a professional contract with Club Tijuana in May 2013.

Personal: Born in Chula Vista, Calif. ... Also has a younger brother named Arturo ... Holds a Mexican passport, obtained through his great grandparents who were born in Mexico ... Fluently speaks English and Spanish which he taught himself after joining Club Tijuana ... Does a routine walk onto the field where he holds out his hands and looks up in prayer.

MICHAEL BRADLEY'S BIO CONTINUED FROM PAGE 18

- In a year that Bradley became the 16th U.S. MNT player to earn 100 caps, he also was named U.S. captain in 2015 and later won the U.S. Soccer Male Athlete of the Year.
- With six, led the U.S. MNT in assists for the second straight year in 2015 and third time in his career.
- One of two U.S. players to play every minute of the last two FIFA World Cups.
- Started every game in the 2011 CONCACAF Gold Cup and added a goal and two assists.
- Game-tying goal against Slovenia in the 2010 World Cup kept the USA's chances of advancing alive, helping him earn both ussoccer.com Man of the Match honors and a nomination for Best Goal of 2010.
- A finalist for the 2010 U.S. Soccer Male Athlete of the Year, he is the fourth youngest U.S. player in history to reach 50 caps.
- Featured as a starter in the first two group games of the 2008 Olympics, going 90 minutes against Japan and the Netherlands.
- Named U.S. Soccer's 2007 Young Male Athlete of the Year for his efforts for both club and country, including a part in the USA's Gold Cup winning run as well as a run through the FIFA U-20 World Cup.
- His final year at Heerenveen was a career year by any count as he scored 21 goals in all competitions.

U.S. National Team – 2020: With a bulk of the USMNT's schedule limited due to the COVID-19 pandemic, did not appear in any matches ... **2019:** Appeared in nine matches (eight starts), recording one assist ... Played five of six matches in the Concacaf Gold Cup, helping the USA to a runner-up finish and earning Best XI honors ... With his assist on Tyler Boyd's opening goal in the 4-0 win vs. Guyana, moved into second all-time on the USMNT's assist list with 23 ... **2018:** Returned to the MNT during the October window, appearing in both matches ... Started in the 4-2 loss to Colombia on Oct. 11 in Tampa, Fla.. Came off the bench in the 1-1 draw vs. Peru on Oct. 16 in East Hartford, Conn. ... **2017:** Finished second on the team in appearances, starting 13 of his 14 caps while tallying two goals and an assist ... Appeared in the final three matches of the 2017 CONCACAF Gold Cup, leading the U.S. to its sixth confederation championship while winning the Golden Ball as the tournament's best player ... Finished 2017 fourth on the MNT's all-time caps list, one appearance behind Clint Dempsey (140) ... Tied Cobi Jones for second on the MNT's all-time assist list when he set up Omar Gonzalez for the opening goal in the 2-0 Gold Cup Quarterfinal win vs. El Salvador (July 19) ... Recorded the second goal in the MNT's 6-0 World Cup Qualifying rout of Honduras (March 24) ... Scored an unforgettable 40-yard chip to open the scoring in the MNT's 1-1 World Cup Qualifying draw against Mexico at Estadio Azteca (June 11) ... The goal tied him with Landon Donovan for most by a MNT player against El Tri with five ... **2016:** Appeared in 17 of the MNT's 19 matches, starting all of them and contributing three assists. Provided helpers to Jozy Altidore and Steve Birnbaum in a 3-2 win vs. Iceland on Jan. 31 ... Provided the free kick that saw Geoff Cameron score the second goal in the MNT's 4-0 World Cup Qualifying win vs. Guatemala on March 29 ... Started all six matches in the MNT's run to fourth place at Copa America Centenario ... Started five of six World Cup Qualifiers, only missing the MNT's visit to St. Vincent and the Grenadines on Sept. 2, 2016 due to suspension ... **2015:** Started and played 18 of the team's 20 matches, leading the team with six assists and 1668 minutes en route to winning his first U.S. Soccer Male Athlete of the Year award...Scored directly off a corner kick in the 27th minute of the USA's 2-0 win vs. Panama on Feb. 8 in Carson, Calif. ... Assisted on Mix Diskerud's 41st minute equalizer in 2-1 win vs. World Cup champions Germany on June 10 in Cologne ... Named U.S. Captain ahead of the CONCACAF Gold Cup ... One of only two players to play all 570 minutes of the 2015 CONCACAF Gold Cup ... Earned his 100th international cap and assisted on Clint Dempsey's 64th minute goal in 2-1 Gold Cup win against Honduras on July 7 ... Scored 55th minute equalizer in 1-1 draw with

Panama on July 13 ... Tallied two assists in 6-0 Gold Cup quarterfinal win against Cuba on July 18 ... Scored a 48th minute goal in 2-1 defeat to Jamaica in the Gold Cup semifinals July 22 ... Assisted on Geoff Cameron's 15th minute header in CONCACAF Cup defeat to Mexico on Oct. 10 ... **2014:** Played all 390 minutes in the 2014 FIFA World Cup, including the extra time against Belgium in the Round of 16 ... His deft chip into the path of Julian Green set up the USA's goal in that match ... Finished the year with one goal and five assists ... Scored in the 2-2 draw against Mexico on April 2 in a performance regarded as one of the finest in his National Team career ... **2013:** Started all 10 matches in which he played for the USA, including six FIFA World Cup Qualifiers ... Claimed sole possession of 15th-place on the U.S. MNT's all-time World Cup Qualifiers appearance list with 24 ... Helped the U.S. to a dramatic 4-3 win over Germany, then ranked No. 2 in the world by FIFA, only the third time the MNT has beat a team ranked first or second in FIFA's world rankings ... **2012:** His 30-yard rocket against Scotland on May 26 earned him a nomination for 2012 Best Goal of the Year ... Hit a cracker against Russia on Nov. 14 in Krasnodar that leveled the game at 1-1 ... Collected Budweiser Man of the Match honors that day ... Started in four of six Semifinal Round qualifiers, missing two through injury ... Finished with 810 minutes played, third most amongst field players ... **2011:** Helped the U.S. to its 3-2 win against Slovenia, tallying an assist on Clint Dempsey's strike ... Started every game for the U.S. in the CONCACAF Gold Cup, adding a goal and two assists ... Set up Clarence Goodson's goal in the 2-1 defeat against Panama and registered an assist on Jozy Altidore's strike from distance that won the U.S. its game against Guadeloupe ... Scored the opening goal in the 4-2 loss against Mexico in the final with a perfect header from a Freddy Adu corner ... **2010:** Led the team in 2010 in both games played (10) and minutes played (930) ... Scored the game-tying goal in the 82nd minute of the 2-2 draw with Slovenia on June 18 in Johannesburg, earning ussoccer.com Man of the Match honors ... Covered more than 22 miles during group play per FIFA's player tracking, the third most of any player in the tournament ... Played every minute of every game in the 2010 FIFA World Cup ... Named ussoccer.com Man of the Match in the 2-1 loss to eventual World Cup runners up the Netherlands on March 3 in Amsterdam ... Reached the 50 cap plateau when he started in the 0-0 draw on Oct. 12 against Colombia ... **2009:** Tied for the team lead in starts (15) with Landon Donovan, finishing second in minutes played (1,315) ... Started nine of 10 final round qualifiers, missing the June 6 match against Honduras for yellow card accumulation ... Netted both goals in the USA's 2-0 victory against Mexico on Feb. 11 in Columbus to kick off the final round of World Cup qualifying ... Started four of five matches in the FIFA Confederations Cup, scoring the second goal in the 3-0 win against Egypt on June 21 that lifted the U.S. into the semifinals against Spain ... Awareness and positioning led to his goal on Oct. 14 against Costa Rica, as he knocked home a rebound that cut the Costa Rica lead in half ... Earned ussoccer.com Man of the Match honors in that game, as well as in the 1-0 victory against Trinidad & Tobago on Sept. 10 in Port of Spain ... **2008:** Tied for the team lead with 11 starts in 2008 and finished second on the team in minutes played (893) ... His performance earned him a nomination for U.S. Soccer's Male Athlete of the Year ... Scored his first World Cup qualifying goal against Barbados at The Home Depot Center in June ... Tallied the game-winner with a deft outside of the foot flick against Trinidad & Tobago on Sept. 10 in Washington, D.C. ... Earned Man of the Match honors for that performance and received a nomination for U.S. Soccer's Best Goal of 2008 ... **2007:** Scored his first goal for the U.S. in the final moments of a 1-0 U.S. win against Switzerland on Oct. 17 in Basel ... Appeared as a halftime sub in a 3-1 victory against Ecuador in March before getting his first start for the senior team against Guatemala three days later ... Was a member of the 2007 Gold Cup squad and featured as center midfielder in five games leading up to the semifinals ... Was red carded against Canada in the semifinals of the Gold Cup and suspended for the final against Mexico ... **2006:** Earned his first two caps in the buildup to the 2006 FIFA World Cup, where he was a member of the pre-tournament training camp and friendlies ... Made his debut as a sub in the 89th minute against Venezuela on May 26, 2006 ... **Under-23s:** Featured in two games during the Olympics in Beijing ... Started against Japan and the Netherlands but earned two yellow cards and was suspended for the final group game against Nigeria ... **Under-20s:** A member of the 2007 U-20 World Cup team which advanced to the quarterfinals in Canada ... Added experience and professionalism to the promising U-20 side that was eliminated in the end by Austria ... Appeared in all five matches in Canada, scoring the game-winning goal in overtime against Uruguay in the second round ... **Under-17s:** Part of the Residency Program from the fall of 2002 to the spring of 2004 ... **First Appearance:** May 26, 2006, vs. Venezuela ... **First Goal:** Oct. 17, 2007, vs. Switzerland ... **First World Cup Appearance:** June 12, 2010, vs. England ... **First World Cup Goal:** June 18, 2010 vs. Slovenia ... **First World Cup Assist:** July 1, 2014 vs. Belgium ... **First WCQ Appearance:** June 15, 2008 vs. Barbados ... **First WCQ Goal:** June 15, 2008 vs. Barbados ... **First WCQ Assist:** Oct. 16, 2012 vs. Guatemala ... **Tournament Rosters:** FIFA World Cup (2010, 2014) ... FIFA Confederations Cup (2009) ... Concacaf Gold Cup (2007, 2011, 2015, 2017, 2019) ... Copa America (2016) ... FIFA U-20 World Cup (2007) ... Summer Olympics (2008).

Professional – 2020: Appeared in 13 matches across all competitions, recording one assist over 1380 minutes ... Assisted on Ayo Akinola's 55th minute goal in the 2-1 win vs. Inter Miami (Nov. 1) ... **2019:** Played in 27 regular season matches (26 starts), recording three goals and three assists ... Recorded a brace in the season opener, a 3-1 victory vs. Philadelphia Union (March 2) ... Appeared in all four of Toronto FC's MLS Cup Playoffs matches, assisting in the 5-1 win vs. D.C. United on Oct. 19 ... **2018:** Appeared in 42 of Toronto FC's 46 competitive matches during the year, recording five assists ... Started each of his 32 regular season appearances ... Champions League: Played every minute of all eight Concacaf Champions League matches as Toronto FC ran to the final where they fell on penalty kicks to Chivas de Guadalajara on April 25 ... Canadian Cup: Appeared in both legs of the Canadian Cup Final, contributing an assist in Toronto FC's 5-2 second leg victory as the club secured the tournament title for the third-straight season ... **2017:** Appeared in 37 games

across all competitions, tallying three assists ... Captained Toronto FC to an unprecedented "treble", winning MLS Cup, the Supporters Shield and the Canadian Cup ... Appeared in 30 league matches and all five MLS Cup games ... Appeared in both legs of the Canadian Cup Final vs. Montreal Impact, tallying an assist on Sebastian Giovinco's second goal in leg two ... **2016:** Went the full 90 minutes in all 24 regular season matches, tallying one goal and five assists for Toronto FC ... Also went the distance in all six of Toronto FC's postseason matches and scored a goal in the first leg of the Eastern Conference Final at Montreal on Nov. 22 ... Led Toronto FC to its first MLS Cup Final appearance and second MLS Cup Playoff appearance ... **2015:** Started and played in 25 games for Toronto FC, scoring five goals and adding six assists ... Helped TFC to its first-ever MLS Cup Playoff appearance ... Voted to MLS All-Star Fan XI ... **2014:** Started and played in 25 games for Toronto FC, scoring two goals and contributing four assists ... **2013:** Transferred to Toronto FC after making 35 starts for AS Roma in all competitions after one and a half seasons with the Serie A club ... Scored his second goal for the Giallorossi on Oct. 27 to help the club claim its ninth win out of nine matches and maintain its remarkable season-opening run ... **2012:** Moved to Italian giants AS Roma ... Made his debut in the opening match of the season, a 2-2 draw on Aug. 26 against Catania ... After recovering from a muscle injury, he started in 11 of the next 12 matches ... Opened his scoring account with the insurance goal in the 2-0 win against Atalanta on Oct. 7 ... **2011-12:** After appearing in his first match as a reserve, he snatched a starting role that led to 34 league appearances and several Man of the Match honors ... Anchored the Chievo midfield to a solid 10th place finish in Serie A ... Scored his lone goal of the season in the 3-2 win against Catania on April 7 ... Joined Chievo Verona on a two year contract on Aug. 30, 2011 ... Made his debut as a substitute in the 2-1 loss against Parma in the Serie A ... Provided an assist in the 2-1 win against Genoa on Sept. 25 when his corner kick led to the equalizer ... **2010-11:** Moved to Aston Villa of the English Premier League on loan for the second half of the 2010-11 season ... Made three appearances for Aston Villa in the regular season and played one game in the FA Cup ... Finished the first half of the Bundesliga campaign with three goals in 19 appearances ... **2009-10:** After an uneven early start, Bradley earned his place in the starting XI and didn't let go, starting the final 10 matches of the first half of the campaign ... Had two goals in 13 matches, including a laser in the 5-3 win on Dec. 12 against Hannover ... Finished with five goals in 28 appearances in his first season at Gladbach, the club narrowly avoiding relegation with a hearty effort to close out the campaign that included a draw against Dortmund on the final matchday ... **2008-09:** Signed a four-year deal with Borussia Mönchengladbach at the end of the transfer window in August ... Debuted for the club on Sept. 20 against Hertha Berlin in a Bundesliga match ... Scored his first goal for Gladbach when he grabbed a late equalizer for his club in a 2-2 draw with Bayern Munich on Nov. 15 ... **2007-08:** Finished the season with 21 goals in all competitions ... Ended his Heerenveen career with more than 50 league appearances for the Dutch club ... Helped Heerenveen to a fifth place finish in the Eredivisie and qualification for the UEFA Cup ... Tallied a hat trick in the 4-2 win against FC Groningen on Dec. 9 in Heerenveen ... Scored his first goal for Heerenveen in a 5-2 rout of Excelsior on September 15, 2007 ... Spent the month of September in sparkling form for Heerenveen, scoring four goals in all competitions for his club, including two against Helsingborg in the UEFA Cup ... **2006-07:** In his first full season at Heerenveen, he established himself as an important part of the first team, making 21 Eredivisie appearances for the club as they finished fifth ... Also featured in the UEFA Cup for Heerenveen, making three appearances for the side in the first round and group stage ... Ended the season with 25 appearances in all competitions ... Helped Heerenveen clinch a UEFA Cup berth for the 2006-07 campaign by starting all four playoff games ... **2005-06:** Moved to Heerenveen in January 2006 and became the youngest player in league history to be sold by MLS ... Made his first appearance for his new club, and only appearance of the season, in April 2006 ... **2005:** Flourished in his second year in MLS, making 30 starts for the MetroStars ... Played under his father, Bob Bradley, who was at the time the head coach of the MetroStars ... Scored his first professional goal with the MetroStars in a playoff-clinching win against Chivas USA in 2005, finishing with one goal and four assists ... **2004:** Drafted 36th overall by the MetroStars ... Made no appearances in his first year with the team, his season severely limited by a foot injury.

Personal: Born in Princeton, N.J. ... Lists Ireland's Roy Keane as the player he most admires ... Grew up training with the teams his dad coached, namely participating with Chicago Fire before heading to IMG Academy in Bradenton ... Married Amanda Barletta in the summer of 2011 ... They have a son, Luca and daughter, Quinn Elle... Played for U.S. Soccer Development Academy club Chicago Sockers in his teenage years.

JOHN BROOKS' BIO CONTINUED FROM PAGE 19

knee injury, Brooks returned in the fall to make three appearances, going the full 90 minutes against Brazil (Sept. 7), Colombia (Oct. 11) and England (Nov. 15) ... **2017:** Appeared in four matches, helping to keep clean sheets in two World Cup Qualifiers, a 6-0 win vs. Honduras (March 24) and 2-0 victory vs. Trinidad & Tobago (June 8) ... **2016:** Earned a career-high 11 appearances for the USA, tallying one goal along the way ... Scored his third international goal in a 4-0 victory against Bolivia (May 28) ... Started five of six matches at Copa America Centenario and memorably put in a monster defensive effort in the USA's 1-0 win against Paraguay (June 11) ... **2015:** Achieved a career-high 10 starts and appearances for the MNT in 2015, tallying one goal ... Started and played in four of six CONCACAF Gold Cup matches ... Scored a 70th minute strike in the USA's 4-3 comeback win at the Netherlands on June 5 ... **2014:** Earned four starts and six appearances in his first full year with the Senior Team ... Played 45 minutes in the World Cup, scoring the game-winner against Ghana ... Started three of the five matches for the United States following the tournament ... **2013:**

Began his U.S. MNT career with a 90-minute outing in the USA's 4-3 win at Bosnia-Herzegovina ... Included in the game-day 18 for the team's World Cup qualifier against Costa Rica on Sept. 6 ... Went the full 90 in the USA's final match of the year against Austria in Vienna ... **First Appearance:** Aug. 14, 2013 vs. Bosnia-Herzegovina ... **First Goal:** June 16, 2014 vs. Ghana ... **First Assist:** none ... **First World Cup Appearance:** June 16, 2014 vs. Ghana ... **First World Cup Goal:** June 16, 2014 vs. Ghana ... **First WCQ Appearance:** Nov. 11, 2016 vs. Mexico ... **First WCQ Goal:** none ... **Tournament Rosters:** FIFA World Cup (2014) ... Concacaf Gold Cup (2015) ... Copa America (2016).

Professional – 2020-21: Played in 13 matches and scored one goal across all competitions ... Made 12 league appearances, recording a 25th minute goal in a 5-3 win vs. Werder Bremen (Nov. 27) ... Made a substitute appearance in the 2-0 Europa League qualifying win vs. Desna of Ukraine on Sept. 24 ... **2019-20:** Appeared in 31 matches across all competitions, recording one goal and one assist ... Registered an assist in the 3-2 defeat to Werder Bremen on Dec. 19 ... Scored in the 2-1 defeat to Shakhtar Donetsk in the first leg of the Europa League Round of 16 tie on March 12 ... Helped keep clean sheets in nine matches across all competitions ... **2018-19:** Returned to full health ahead of the new campaign, starting each of his 29 Bundesliga appearances while recording three goals and two assists to help Wolfsburg to a sixth-place finish and qualification for the Europa League ... Scored his first goal for the club in the 2-1 season-opening victory against Schalke (Aug. 25) ... Recorded an assist in a 2-2 draw vs. Hertha Berlin (Sept. 15) ... Assisted in a 2-0 win at Augsburg (Dec. 23) ... Scored in 1-1 draws with Werder Bremen (March 19) and Eintracht Frankfurt (April 22) ... Played in three DFB Pokal matches ... **2017-18:** Secured a then record transfer fee for a U.S. international of \$20.4 million when he moved to Wolfsburg during the summer, though injuries limited him to just 12 appearances during his first season with the club ... Injured in his club debut during a DFB-Pokal match at Eintracht Norderstedt (Aug. 13) which limited him to just seven appearances during the first half of the Bundesliga season ... Injured right before the Bundesliga's winter break, Brooks returned in a 3-0 loss at Mönchengladbach (April 21) and played the team's final three matches, including both legs of the Bundesliga relegation playoff against Holstein Kiel as Wolfsburg came away with a 4-1 aggregate advantage to stay in the top-flight ... **2016-17:** Started all 24 league appearances, scoring two goals in helping Hertha Berlin finish sixth and earn a spot in UEFA Europa League Qualifying ... Appeared in three DFB-Pokal matches and two UEFA Europa League Qualifying contests ... Scored in a 4-2 loss at Köln (March 3) and a 2-0 win vs. Augsburg (April 9) ... **2015-16:** Started 20 of 23 appearances, scoring one goal to help Hertha Berlin finish seventh in the Bundesliga ... Made four appearances in leading Hertha Berlin to the Semifinals of the DFB Pokal (German Cup) ... Tallied in the 65th minute of Hertha Berlin's 2-0 DFB Pokal win at Nurnburg on Dec. 16 ... Scored game-winning goal in Hertha Berlin's 2-1 win against Bayer Leverkusen on Dec. 5 ... **2014-15:** Completed the 2014-15 season with 27 appearances and one goal for Hertha Berlin ... After dealing with injury to start the 2015-16 season, Brooks came on strong, making 10 appearances and scoring two goals before the end of 2015 ... **2013-14:** Completed the 2013-14 campaign with 16 appearances overall ... Scored in the 2-0 win against Eintracht Braunschweig on April 26, earning Bundesliga Team of the Week honors ... After falling behind after the World Cup, he resumed a regular role as a starter after seven games into the 2014-15 season ... **2012-13:** Played in 29 matches for Hertha BSC as a regular starter at center back, scoring one goal, an 87th-minute equalizer in the final match of the season against Energie Cottbus.

Personal – The son of an American serviceman and German mother, Brooks has a tattoo of the state of Illinois on his right elbow to symbolize the birthplace of his father and the city of Berlin to symbolize his own birthplace ... Says his mom is the most important person in his life ... Has a sister and a half-brother ... possesses dual citizenship, holding passports of the United States and Germany.

REGGIE CANNON'S BIO CONTINUED FROM PAGE 20

appearances in the U.S. Open Cup ... **2017:** Debuted in a 2-1 win against Tulsa Roughnecks in the Lamar Hunt U.S. Open Cup (June 14)... Collected an assist in his second pro game, a 3-1 win against Colorado Rapids in the USOC (June 27)... Made his MLS debut as a sub in a draw against the New York Red Bull (Sept. 2) ... Signed as FC Dallas' 18th Homegrown Player on Dec. 22, 2016.

College: Played one collegiate season at UCLA ... **2016:** One of three players to appear and start in all 20 matches for UCLA... third on the team logging 1,753 minutes... named No. 8 on Top Drawer Soccer's Midseason Top 100 Freshman ranking... Top Drawer Soccer Preseason Freshman XI... assisted on game-winning goal at No. 13 San Diego State on Oct. 8, 2016.

Youth: Played in the FC Dallas Academy from 2015-16.

Personal: Huge fan of Eminem ... Favorite movie is Kung Fu Panda... Likes to listen to Michael Jackson... Favorite food is spaghetti... Fan of Lionel Messi and Welsh winger Gareth Bale... Cannon's grandfather, Warren M. Washington, is a renowned scientist specializing in climate change and was awarded the National Medal of Science by former U.S. President Barack Obama ... His sister, Bianca Smith, became the first black woman to coach baseball professionally after being hired by the Boston Red Sox organization ... Has one brother, two half-brothers and two step-sisters... Hobbies include watching anime and playing video games... Favorite video game is Legend of Zelda: Breath of the Wild... Is into the tech industry.

SERGIÑO DEST'S BIO CONTINUED FROM PAGE 21

Rica ... **First Appearance:** Sept. 6, 2019 vs. Mexico ... **First Goal:** none ... **First World Cup Appearance:** none ... **First World Cup Goal:** none ... **First WCQ Appearance:** none ... **First WCQ Goal:** none ... **First WCQ Assist:** none ... **Tournament Rosters:** FIFA U-20 World Cup (2019) ... FIFA U-17 World Cup (2017) ...

Professional – 2020-21: Made a \$25 million move to FC Barcelona on October 1, the second-most expensive transfer for a U.S. player ever ... Made 22 appearances for Barcelona across all competitions, including six in the UEFA Champions League group stage while helping Barca reach the Round of 16 ... The first American to play for FC Barcelona, made his debut on Oct. 4, appearing as a sub vs. Sevilla ... Scored his first goal for Barcelona in the Champions League vs. Dynamo Kyiv on Nov. 24., a 4-0 victory ... Picked up his first La Liga assist on Dec. 12 in a 3-0 win against Real Valladolid ... Started the 2020-21 season with Ajax before finalizing his transfer to Spain, making three substitute appearances with the Dutch club in September ... **2019-20:** Appeared in 36 matches across all competitions for Ajax, registering four assists in the Eredivisie to help Ajax to the top of the table before the season was suspended in March and did not resume ... Named Ajax Young Talent of the Year for his efforts ... Registered assists on both goals in the 2-1 win vs. RKC (Oct. 19) ... Assisted in a 4-0 win vs Feyenoord (Oct. 27) ... Assisted in a 4-1 win vs. Heracles (Nov. 23) ... **2018-19:** Worked his way into regular minutes with Jong Ajax, logging 1356 minutes in 17 appearances ... Scored his first professional goal for Jong Ajax on Nov. 30, 2018 against Twente ... Signed his first pro contract with Ajax on Dec. 10, 2018.

Youth: Spent time this season with Ajax's U-19 squad, helping the team to UEFA Youth League quarterfinals ... Made eight league appearances with the Ajax U-19s this season, scoring two goals ... With Ajax since the U-12 level ... Spent U-10 to U-12 with Almere City ... Started playing soccer at age seven and kicked off his youth career with Omniworld from U-7 to U-9.

Personal: Full name is Sergiño Gianni Dest ... Also goes by Ser, Serg and Serra ... Father is Surinamese-American, mother is Dutch ... In his free time, enjoys playing basketball, watching movies and listening to music ... Loves to chill with friends, talk and enjoy life ... Favorite soccer player and biggest athletic inspiration is Ronaldo ... Favorite movie is Creed, favorite TV shows are The 100 and Prison Break ... Favorite video game is the FIFA franchise ... Loves listening to Drake ... Big fan of French fries.

BRAD GUZAN'S BIO CONTINUED FROM PAGE 22

- Recorded a shutout in the 3-0 victory against Egypt that helped provide the U.S. the margin needed to advance to the semifinals of the 2009 Confederations Cup.
- Saved four penalties in one match on Oct. 27, 2009, for Aston Villa, one in regulation time and three more in a penalty shootout win against Sunderland in the Round of 16 of the League Cup.
- Named Aston Villa Player of the Year for the 2012-13 season.
- The 2007 MLS Goalkeeper of the Year and also a member of the year's MLS Best XI, he was in the net for the majority of Chivas USA's Western Conference championship season.

U.S. National Team – 2020: In a year with limited opportunities, did not appear for the USMNT ... **2019:** Guzan made his appearances count, marshaling the U.S. defense in all three of the victories that lifted the U.S. to the top of its group in the inaugural Nations League ... He surrendered only one goal on those matches, including shutouts in both matches against Cuba and the decisive 4-1 win against Canada on Nov. 15 in Orlando ... **2018:** Made two appearances... Returned to the MNT during the October window, going the full 90 minutes in the 1-1 draw against Peru in East Hartford, Conn. (Oct. 16) ... **2017:** Made five appearances, racking up an unbeaten 2-0-3 record ... Appeared in two away FIFA World Cup Qualifiers, earning valuable road points in 1-1 draws at Mexico (June 11) and Honduras (Sept. 5) ... Was part of the 2017 CONCACAF Gold Cup winning side, appearing in the team's first two matches – a 1-1 draw vs. Panama (July 8) and 3-2 win vs. Martinique (July 12) ... **2016:** Started 10 of 11 matches, keeping a career-high six clean sheets in the process ... Played five of six matches for the MNT during Copa America Centenario ... Made three saves to earn a shutout against Costa Rica on June 7 and seven in his clean sheet against Paraguay on June 11 ... **2015:** Made a career high 13 appearances, going 8-3-2 and posting three shutouts ... Along with Michael Bradley, was one of only two players to appear in all 570 minutes of the 2015 CONCACAF Gold Cup ... Backstopped the U.S. in back-to-back wins against No. 6 Netherlands and reigning World Cup champions Germany in June ... **2014:** Earned a spot on his second-consecutive World Cup roster ... Made four appearances, including three as a starter ... Played the second half of the USA's 2-1 against Turkey in the second match of the Send-Off Series ... Split the spoils of the 1-0 shutout against Czech Republic on Sept. 3 in Prague ... **2013:** Made four appearances and posted a 2-1-1 record and two clean sheets ... Earned a 1-0 victory against Costa Rica in the infamous Snow Clasio World Cup qualifier on March 22 in Commerce City, Colo. ... Was named Budweiser Man of the Match for his three-save performance as the USA earned a scoreless draw against Mexico on March 26 in World Cup qualifying at Estadio Azteca ... **2012:** Called into camp by Jürgen Klinsmann in February ... Appeared in goal to preserve a 5-1 win against Scotland on May 26 ... **2010:** Served as Tim Howard's deputy at the 2010 FIFA World Cup ... He made the most of his three appearances, twice earning ussoccer.com Man of the

Match honors ... The first came in his impressive 45 minutes in the 2-0 loss to Brazil on Aug. 10 ... Guzan wore the captain's armband for the first time and led a young U.S. squad to a 1-0 victory against South Africa on Nov. 17 in the Nelson Mandela Challenge ... **2009:** Made four starts ... Played in the USA's 2-2 draw in qualifying on March 28 in El Salvador ... Faced nine shots in posting the shutout that earned the U.S. a 3-0 victory against Egypt on June 21 in Rustenburg and second place in Group B of the Confederations Cup ... Started the USA's final two matches of the year, the friendlies in Slovakia and Denmark ... **2008:** Featured in seven games, a career best ... Started five games, with his substitute appearances coming against England at Wembley Stadium and Spain in Santander ... Featured heavily in World Cup qualifying, posting clean sheets in both matches of the second round against Barbados as well as the final semifinal round group match, a 2-0 win against Guatemala on Nov. 19 in Commerce City, Colo. ... Also started in the USA's 2-1 loss in Trinidad & Tobago on Oct. 15 in Port of Spain ... **2007:** Played the second half of both the USA's 1-0 victories against Switzerland and South Africa in the fall ... A member of the team which competed in the 2007 Copa America tournament ... Made one appearance in Venezuela, starting the final group stage game against Colombia ... Provided one of the highlights of the tournament when he saved a penalty kick during that game ... Also a member of the 2007 Gold Cup winning team, though he didn't make any appearances in the competition ... **2006:** Made his first appearance for the United States in goal during a friendly against Guatemala in February ... Became the youngest to start in goal on his national team debut since Brad Friedel 14 years earlier ... Earned a shutout en route to a 4-0 U.S. victory ... **Under-23s:** Featured in all three games during the 2008 Olympics as an average player, turning in a memorable effort against Nigeria and keeping a clean sheet in the opening match against Japan ... **First Appearance:** Feb. 19, 2006, vs. Guatemala ... **First Shutout:** June 15, 2008, vs. Barbados ... **First World Cup Appearance:** none ... **First World Cup Shutout:** none ... **First WCQ Appearance:** June 15, 2008 vs. Barbados ... **First WCQ Shutout:** June 15, 2008 vs. Barbados ... **Tournament Rosters:** FIFA World Cup (2010, 2014) ... FIFA Confederations Cup (2009) ... Concacaf Gold Cup (2007, 2015, 2017) ... Copa America (2007, 2016), Summer Olympics (2008).

Professional – 2020: Started and played every minute across all competitions for Atlanta United, the club's only player to do so ... Recorded six shutouts during 23 MLS starts ... Backstopped all four of the club's matches in the 2020 Concacaf Champions League, helping Atlanta to the quarterfinals ... **2019:** Started four of five matches in the Open Cup, leading Atlanta United to its first U.S. Open Cup trophy ... Started and played every MLS minute in 2019 and finished with an 18-12-4 record ... Those 18 victories were tied for the league lead ... Set a new single-season franchise record with 14 clean sheets, which also was tied for the league lead in 2019 ... Contributed to an MLS record-setting five consecutive shutout victories ... Voted to the MLS All-Star team for the second-straight season and earned three MLS Team of the week honors ... **MLS Cup Playoffs:** Kept two clean sheets in the playoffs to help Atlanta reach the Eastern Conference Final for the second consecutive season ... He tied his season-high with six saves in the 1-0 win vs. New England to open the postseason. **2018:** Played 38 matches across all competitions, to backstop Atlanta United to the 2018 MLS Cup, the first club trophy Guzan won in his professional career ... Appeared in 33 regular season matches, missing only one due to suspension ... Earned a 20-6-6 record, keeping eight clean sheets to help Atlanta finish second in the MLS Supporters Shield Race ... **MLS Cup Playoffs:** Went 4-1-0 in five postseason matches, keeping two clean sheets ... Made three saves in Atlanta's 2-0 win against Portland Timbers in the MLS Cup Final on Dec. 8 ... Was an MLS All-Star for the first time, starting the match against Juventus on Aug. 1 ... **2017:** Signed a pre-contract agreement with MLS on Jan. 26 and was signed by expansion side Atlanta United FC ... Conceded just 10 goals in his 14 regular season appearances, going 7-1-6 while keeping eight clean sheets as Atlanta booked a postseason berth in its first season ... Made four saves and kept another shutout, but fell on penalties to Columbus Crew SC in the Knockout Round of the MLS Cup Playoffs on (Oct. 26) ... Finished the season with Middlesbrough and had a fantastic debut when he made five saves to keep a clean sheet in a 1-0 win at Orlando City SC (July 21) ... Kept five consecutive clean sheets from Sept. 20-Oct. 15 ... **2016-17:** Transferred to newly-promoted Premier League side Middlesbrough at the start of the season ... Made 10 appearances, keeping three clean sheets at West Brom (0-0 D; Aug. 28), vs. Leicester City (0-0 D; Jan. 2) and vs. Sunderland (1-0 W; April 26) along the way ... Backstopped 'Boro during the FA Cup, appearing in three matches ... Shutout Sheffield Wednesday 3-0 (Jan. 8) and won 3-2 against Oxford United (Feb. 18), before falling 2-0 to Manchester City (March 11) ... Appeared in one EFL Cup match, a 2-1 extra time defeat at Fulham (Aug. 24) ... Ended 2016 with two league appearances for Middlesbrough, going 1-0-1 and keeping a clean sheet in a 0-0 draw at West Bromwich Albion on Aug. 26 ... **2015-16:** Made 28 league appearances for Aston Villa, earning two clean sheets ... Played two FA Cup matches, earning another clean sheet in a 4-0 win vs. Wycombe Wanderers on Jan. 19 ... Appeared in two League Cup matches, keeping a shutout in 1-0 win vs. Birmingham City on Sept. 22 ... **2015:** Finished the 2014-15 campaign with 34 appearances, recording nine clean sheets for Villa ... **2014:** Finished the 2013-14 campaign as the starter of every Premier League match, playing 38 matches while recording nine shutouts ... **2013:** Was named the 2012-13 Aston Villa Player of the Year by both the players and team supporters ... In July, signed a four-year contract extension with Aston Villa ... Assisted the game-winning goal and made five saves during Aston Villa's 3-2 victory against Manchester City on Sept. 28 ... **2012:** Notched a clean sheet and made five saves in Aston Villa's first win of the season in the form of a 2-0 win against Swansea City on Sept. 15 ... Picked up six saves and another clean sheet in a scoreless draw against Arsenal on Nov. 24 ... **2011:** Made 16 appearances while on loan to Hull City, helping the squad to finish in the middle of the table at 11th place ... Guzan's first match in goal for Hull City resulted in a 1-0 defeat to Leicester City on Jan. but Guzan helped his new club to a nine-match unbeaten streak with the American in goal ... Overall, Hull City posted a record of 7-4-5 in Guzan's 16 appearances ...

2010: Continued to serve as Brad Friedel's deputy in league play ... Started both of Villa's matches against Rapid Vienna in Europa League qualifying on Aug. 19 and Aug. 26 ... Started in the 3-1 victory against Blackburn on Sept. 22 in the third round of the Carling Cup ... **2009-10:** Finished the 2009-10 campaign with 10 appearances and a 1.20 goals against average in Cup competitions and Europa League action ... Went the distance in both Europa League matches against Rapid Vienna, posting a 1-0 loss away and a 2-1 win in the return leg at Villa Park ... Helped Villa to the Carling Cup final by posting a 1-0 shutout victory on Jan. 14 in the first leg of the semifinal and getting the win a wild 6-4 victory six days later ... Played in three other Carling Cup fixtures, collecting three victories and two shutouts, including a 4-2 win against Portsmouth on Nov. 30 in the quarterfinal ... Saved four penalties in one match, one in normal time and three more in a penalty shootout win against Sunderland on Oct. 27 at the Stadium of Light in the fourth round of the Carling Cup ... Led the team to the title in the 2009 Peace Cup, with victories against Atlante, Porto and in the final against Juventus ... **2008-09:** Moved to Aston Villa prior to the start of the season ... Finished the season with eight appearances, including five in the UEFA Cup ... His lone appearance in the EPL came when he entered in the 63rd minute of a 5-0 loss on March 27 at Liverpool, surrendering one goal ... Backed up Brad Friedel for Premier League games and featured on the substitutes' bench for the majority of Aston Villa games in the second half of the year ... **2008:** Featured in 15 matches with Chivas USA before signing for Aston Villa on July 11 for a fee of around \$1.2 million ... **2007:** Named MLS Goalkeeper of the Year after sporting a league-best 0.93 GAA over the course of the season ... Made 27 appearances for Chivas, anchoring a backline that was the stingiest in the league ... Helped the Los Angeles club to its first ever Western Conference Championship ... **2006:** In his second year minding the nets for Chivas, he struggled with injury and was scratched from the starting lineup for much of the season ... Eventually, he regained his starting spot and went on to make 13 appearances for Chivas USA ... Under Bob Bradley, he started for Chivas in both of the team's Western Conference playoff games, marking the first time in history the franchise had competed in the MLS postseason ... **2005:** As a 20-year-old, he became Chivas' first-ever draft pick and the highest goalkeeper ever selected in the MLS SuperDraft at the time ... Went on to feature in 24 games for Chivas.

College: Played two years at South Carolina, captaining the team in his sophomore season and earning All-American honors ... Was a starter as a freshman, and featured in every single match posting a .96 GAA ...

Personal: Represented the U.S. as captain when the team met with former South Africa President Nelson Mandela in 2010 after the Mandela Challenge Cup ... Lists his idols in soccer as Brad Friedel and Kasey Keller ... His favorite band is U2 ... Threw out the first pitch for a Chicago White Sox game in 2008 ... Played club ball for the Chicago Magic, now a member of the U.S. Soccer Development Academy ... He and his wife Breanne have three children.

SEBASTIAN LLETGET'S BIO CONTINUED FROM PAGE 23

MNT debut and went on to make three appearances and tally what would stand as the game-winning goal in a 6-0 World Cup Qualifying victory vs. Honduras on March 24 ... Suffered a severe lisfrac injury moments later which forced him to miss the remainder of 2017 for club and country ... Made his MNT debut in a 0-0 draw with Serbia on Jan. 29 ... Started his first MNT match, a 1-0 win vs. Jamaica on Feb. 3 ... **Under-23s – 2011:** Made one appearance for the U-23 MNT ... **Under-20s – 2011:** Appeared in three matches, tallying two assists ... **Under-17s – 2009:** Earned seven caps and three starts, tallying three goals for the U-17s ... Appeared in all three U.S. matches at the 2009 CONCACAF U-17 Championship, scoring against Cuba on April 21 and Canada on April 23 ... Joined the Residency Program in 2008 ... **First Appearance:** Jan. 29, 2017 vs. Serbia ... **First Goal:** March 24, 2017 vs. Honduras ... **First World Cup Appearance:** none ... **First World Cup Goal:** none ... **First WCQ Appearance:** March 24, 2017 vs. Honduras ... **First WCQ Goal:** March 24, 2017 vs. Honduras ... **First WCQ Assist:** none.

Professional: 2020: Appeared in 21 of 22 matches for the Galaxy, starting 19 games and finishing second on the team in minutes played ... One of the Galaxy's most productive players, scored six goals and logged four assists on the year ... Netted his first goal of the season in a 2-0 rivalry win against LAFC (Aug. 22) ... Bagged a brace in a dominant 3-0 El Tráfico win vs. LAFC (Sept. 6) ... Scored LA's lone goal in a 3-1 defeat vs. Seattle (Sept. 27) ... Found the back of the net in a 2-1 loss to San Jose (Oct. 3) ... Added assists in two late season games at Portland (Oct. 28) and vs. Real Salt Lake (Nov. 1) ... **2019:** Set career marks for both games played (29), games started (27), minutes played (2,316) and shots (32) ... Finished the season with three goals and six assists ... **2018:** Appeared in 28 matches across all competitions, starting 21 while tallying three goals and two assists ... Scored his first goal of the season in the Galaxy's wild 4-3 victory against LAFC (March 31) ... Dished an assist to Zlatan Ibrahimovic in a 3-2 defeat to FC Dallas (May 30) ... Scored in a 2-2 draw vs. Minnesota United FC (Aug. 11) ... Found the back of the net in a 2-2 draw with the Colorado Rapids (Aug. 14) ... Credited with an assist on Ola Kamara's 50th minute goal in a 3-1 win against Minnesota United FC (Oct. 21) ... **2017:** Appeared in three matches for the LA Galaxy before lisfrac injury suffered on international duty ended his season prematurely ... **2016:** One of seven LA Galaxy players to clock over 2,000 minutes with the team in 2016 ... After recording seven goals and two assists in 2015, Lletget played the role of distributor more in 2016, recording one goal and eight assists in 31 regular season matches ... Scored his lone league goal in a 1-1 draw at eventual MLS Cup champions Seattle Sounders FC on July 31 ... Appeared in both of the Galaxy's MLS Cup Playoff matches on Oct. 30 and Nov. 6 against the Colorado Rapids ... Appeared in all four

Lamar Hunt U.S. Open Cup matches, finishing third in the tournament with four goals ... Scored two extra time goals in a 4-1 Fourth Round win vs. La Máquina on June 14 ... Tallied two more, including the game-winner in a 4-2 comeback win vs. Seattle Sounders FC in the Quarterfinals on July 20 ... **2015:** Contemplated retirement before signing with the LA Galaxy in May ... Went on to be the club's second leading goal scorer in 2015, netting seven goals while adding two assists. He started 17 of the 20 games he appeared in and was selected to MLS Team of the Week twice: Week 22 at Colorado Rapids and Week 25 against NYCFC ... At one point in the season, Lletget went three consecutive games with a goal, scoring his first professional goal in his third professional game, a 1-1 draw at Columbus Crew SC on June 13 ... Went on to tally off the bench in a 5-1 win vs. Philadelphia Union on June 20 and the opening goal in a 5-0 win vs. Portland Timbers on June 24 ... Scored the final goals in a 4-0 win vs. Toronto FC on July 4 and 5-2 win vs. San Jose Earthquakes on July 17 ... Recorded an equalizer in a 3-1 comeback win at Colorado on Aug. 1 and capped his scoring for the season in a 5-1 win vs. New York City FC on Aug. 23 ... Signed with West Ham United in 2010 and spent most of his time playing for reserve and youth sides ... Made his first team debut in a Third Round FA Cup match at Nottingham Forest on Jan. 5, 2014.

Youth – Grew up playing for Sporting Santa Clara of Silicon Valley before joining the U.S. U-17 Residency Program in 2008 ... Spotted by West Ham United scouts while playing for Sporting Santa Clara.

Personal – Born in San Francisco to Argentine parents ... Nickname is Da Boy ... Has an Italian passport through his grandfather ... Currently dating pop star Becky G.

AARON LONG'S BIO CONTINUED FROM PAGE 24

National Team camp at any level in September, but did not dress for either game against Brazil or Mexico ... **First Appearance:** Oct. 16, 2018 vs. Peru ... **First Goal:** June 22, 2019 v. Trinidad & Tobago.

Professional: 2020: Started 15 games in 16 appearances ... scored two goals in 1,330 minutes played ... both goals were game winners, one at D.C. United on September 12 and the other vs. New England on October 28 ... started his 100th career MLS match on November 8 vs. Toronto ... **2019:** Appeared in 29 games across all competitions for the New York Red Bulls, registering two goals and an assist to help the side qualify for the MLS Cup Playoffs for a 10th straight season ... Helped the team keep six clean sheets ... **2018:** Started 31 of 34 matches he appeared in ... named the 2018 MLS Defender of the Year, becoming the first player in New York Red Bulls' history to garner the award ... recorded a career-best three goals and two assists ... tallied his first career MLS assist at Toronto FC on July 1 ... **Playoffs:** Started both semifinal matches ... assisted opening goal in Leg 2 of Eastern Conference Semifinals vs. Columbus ... **Concacaf Champions League:** Started all six matches ... was a part of a defense that tallied three shutouts. **U.S. Open Cup:** Appeared against NYCFC and scored a goal on June 6 ... **2017:** Started 30 of 31 matches in his first MLS season ... recorded one goal and tallied the most playing time among Red Bulls defenders with 2659 minutes ... anchored a backline that posted 10 regular-season shutouts, two MLS playoff clean sheets and blanked two opponents in the Open Cup ... made MLS debut in season opener vs ATL on March 5... scored his first MLS goal against FC Dallas on Sept. 2. **Playoffs:** Started and played all three games ... helped blank Toronto FC in Leg Two of the Eastern Conference Semifinals at BMO Field ... it was just the second time in 2017 that Toronto FC was held scoreless at home ... **CCL:** Played both legs of QF series against Vancouver ... **Open Cup:** Started and played all five matches ... **2016:** Signed by New York Red Bulls II and played in 22 games, scoring twice before being acquired on loan by the first team on September 16 ... Made his first team debut in the CONCACAF Champions League game against Alianza FC on August 16, 2016. **2015:** Played for Seattle Sounders FC II, recording 27 appearances and one goal ... **2014:** Drafted 36th overall by the Portland Timbers in the 2014 MLS SuperDraft ... Played on a loan for Sacramento Republic and Orange County Blues ... Signed with the Seattle Sounders in July 2014 but didn't appear for the first team.

College: A four-year starter at the University of California, Riverside from 2010-2013 ... Made 71 appearances, scoring 13 goals and recording five assists ... Named to the All-Big West First and Second Team in his junior and senior year ... Played with PDL side FC Tucson in 2012 and 2013, registering three goals in 17 total appearances.

Youth: Played soccer at Serrano High School before spending his senior year playing for Arsenal FC of the U.S. Soccer Development Academy.

Personal: Played football and tennis at Serrano High School ... Grew up a fan of Arsenal in the English Premier League.

WESTON MCKENNIE'S BIO CONTINUED FROM PAGE 25

... **2018:** Started each of his six appearances, logging 460 minutes on the year ... **2017:** Tallied his first international goal 21 minutes into the MNT's 1-1 draw with Portugal on Nov. 14 in Leiria ... **Under-20s – 2017:** Likely would have been a part of U.S. roster at 2017 FIFA U-20 World Cup, but couldn't get a release granted

from Schalke ... **2016:** Made two appearances during the Four Nations Tournament in England, going 90 minutes in a 1-0 defeat to Germany (Oct. 5) and 5-3 loss to Netherlands (Oct. 7) ... **Under-19s – 2016:** Made nine appearances and scored two goals ... Tallied in a 5-1 win vs. Republic of Georgia (April 25) and in a 2-1 win vs. Ukraine (April 26) ... Helped the U.S. win the 2016 Slovakia Cup ... **Under-17s – 2013-15:** Was part of the U.S. Under-17 Residency Program in Bradenton, Fla. ... Appeared in six international matches ... **First Appearance:** Nov. 14, 2017 at Portugal ... **First Goal:** Nov. 14, 2017 at Portugal ... **First World Cup Appearance:** none ... **First World Cup Goal:** none ... **First WCQ Appearance:** none ... **First WCQ Goal:** none ... **First WCQ Assist:** none ... **Tournament Rosters:** none.

Professional – 2020: Made a high-profile loan move to Juventus in August and slotted straight into Andrea Pirlo's starting XI for the club's season opener three weeks later ... Appeared in 13 matches across all competitions, including five in the Champions League where he helped Juventus advance to the Round of 16 ... Became just the third American to score in Serie A when his 80th minute header sparked a 2-1 comeback win against Torino in the Derby della Mole on Dec. 5 before his stunning acrobatic strike in Juve's 3-0 Champions League win against Barcelona on three days later ... Provided an assist to Paulo Dybala to open the scoring in the club's 3-1 win against Genoa on Dec. 13 ... **2019-20:** In his third full season with Schalke, McKennie amassed 32 appearances across all competitions, registering three goals and an assist ... Showed his versatility by playing not only in central midfield, but as a center back, right back, left midfielder and second striker ... **2018-19:** Appeared in 19 matches, starting 11 across all competitions prior to the Bundesliga's winter break ... Scored his first two professional goals in back-to-back matches, tallying the late winner in Schalke's 1-0 UEFA Champions League win at Lokomotiv Moscow (Oct. 3) before scoring the opening goal in the club's 2-0 win at Fortuna Dusseldorf (Oct. 6) ... Provided an assist to American teammate Haji Wright in a 2-1 defeat against Bayer Leverkusen (Dec. 19) ... **DFB Pokal:** Appeared in both of Schalke's German Cup matches before the winter break ... **2017-18:** Finished the season with 22 league appearances and 13 starts as Schalke finished second in the Bundesliga ... Made his first professional start in a 3-0 loss vs. Bayern Munich on Sept. 19 ... Played his first full 90 minutes as a professional in a 1-0 win at Freiburg on Nov. 4 ... **DFB Pokal:** Made three appearances as Schalke advanced to the semifinals of the German Cup ... **2016-17:** Signed with Schalke upon turning 18 in August 2016 ... Made his first team debut in the club's final match of the season, coming on as a substitute in a 1-1 draw at Ingolstadt ... Featured for the club's U-19 side, scoring four goals in 21 appearances ... Helped the side to the Semifinals of the U-19 Bundesliga where they fell on away goals to Bayern Munich.

Youth – 2016-17: Registered 12 goals in 23 appearances as FC Dallas won the U-17/18 U.S. Soccer Development Academy championship ... Was named Central Conference Player of the Year ... **2015-16:** Helped FC Dallas U-15/16 team win U.S. Soccer Development Academy championship ... Joined FC Dallas Academy in 2009 ... While living in Germany, began playing with FC Phönix Otterbach at the age of six.

Personal: Active in social justice issues, he is working to create awareness and be a positive force for change ... Though born in Texas, McKennie first fell in love with the game while living in Germany where his dad was stationed at Ramstein Air Base ... Met Landon Donovan and Carlos Bocanegra around the MNT's 2006 friendly against Poland in Kaiserslautern, Germany and says it was what first inspired his ambition to play for the U.S. Men's National Team ... Grew up playing both soccer and football, sometimes squeezing in games from both disciplines on the same day ... Has been close friends with MNT teammates Tyler Adams and Christian Pulisic since they were in U-17 Residency together ... He is a big fan of music and Harry Potter.

MARK MCKENZIE'S BIO CONTINUED FROM PAGE 26

minutes in the Union's lone U.S. Open Cup match, a Fourth Round loss to D.C. ... Also made six appearances for Bethlehem Steel in the USL Championship ... **2018:** Signed with the Philadelphia Union as a Homegrown Player on Jan. 18, 2018 ... Enjoyed a breakout season for Philadelphia in 2018, playing a key part for the team's back-line ... Played 20 league games and logged 1,719 minutes for the Union last season, helping the team clinch the Eastern Conference's sixth and final playoff spot and starting the team's lone postseason match ... Helped Philadelphia to the U.S. Open Cup Final, going the full 90 in three games, including the Final ... Selected to the 2018 MLS Homegrown Game ... Made his MLS debut on April 14, 2018 against Orlando ... Before joining the Philadelphia squad full-time, played two games in 2018 with Bethlehem Steel ... **2017 and 2016:** Prior to signing with the Union, played in nine matches over 2016 and 2017 for the Steel.

College / Youth: Played one season of college soccer at Wake Forest alongside U-20 USMNT teammate Brandon Servania in 2017 ... Helped the Demon Deacons to an ACC title and the NCAA tournament quarterfinals, appearing in 16 matches ... Named to the ACC Tournament Best XI after helping Wake Forest to the tournament title ... Played with the Philadelphia Union in the U.S. Soccer Development Academy for the majority of his youth career ... Earned East Conference U-17/18 Best XI honors in 2017 ... Started with the club at the U-10 pre-Academy level ... Prior to joining the Union, spent time with Delaware Rush and the Wilmington Rangers ... Started playing soccer at age three.

Personal: Full name is Mark Alexander McKenzie ... Loves to learn languages, play piano, travel, swim, watch sports and play basketball ... Played basketball from middle school to his freshman year of high school, often

captaining the team ... Ran track in middle school, picking up a gold medal in the 100-meter dash at state, plus medals in the 200-meter dash and 4x100-meter relay ... Father, also named Mark, was born in Jamaica and moved to the U.S. after high school, playing soccer in college. He currently teaches high school and college classes ... Mother Lynette ran track and danced in high school, currently works as a property manager ... Sister Madison dances competitively in tap, hip hop and contemporary ... Favorite soccer player is Virgil Van Dijk ... Lists LeBron James as his biggest athletic inspiration ... Greatest soccer moment thus far was winning the Concacaf U-20 final against Mexico ... Favorite movie is Bad Boys, favorite TV show is The Fresh Prince of Bel-Air ... Loves to play FIFA and NBA 2K ... Enjoys listening to Drake ... Favorite foods are sweet potatoes and ham ... Describes himself on the field as "a leader, calculated and powerful!" ... Describes himself off the field as "charismatic, confident and compassionate."

MATT MIAZGA'S BIO CONTINUED FROM PAGE 27

Nicholas Gioacchini's second goal ... **2019:** Started each of his seven appearances, helping keep two clean sheets ... Started against Mexico in the Concacaf Gold Cup Final ... **2018:** Led all defenders with seven appearances – all starts – during the USA's transitional campaign ... Was a finalist for Male Player of the Year ... Finished behind only Wil Trapp (714) and Tyler Adams (658) with 597 minutes played ... Provided the assist to Bobby Wood and was named Man of the Match in the USA's 2-1 defeat to Ireland in Dublin (June 2) ... Partnered well with Cameron Carter-Vickers in central defense to keep clean sheets matching 1-0 wins against Paraguay in Cary, N.C. (March 27) and Mexico in Nashville, Tenn. (Sept. 11) ... **2017:** Made two appearances, bagged his first international goal and first international trophy as part of the U.S. squad that won the 2017 CONCACAF Gold Cup ... Started in the USA's 3-0 victory against Nicaragua, with his 88th minute header handing the MNT a necessary 3-0 result in order to clinch the top of the group ... Started and went the full 90 minutes in a 1-1 draw with European Champions Portugal on Nov. 14 in Leiria ... **2016:** Made one appearance, coming on at halftime of the MNT's 3-1 friendly win against Puerto Rico on May 22 in Bayamon ... **2015:** Made his full U.S. MNT debut coming on as a substitute in a 6-1 World Cup Qualifying win vs. St. Vincent and the Grenadines on Nov. 13, 2015 in St. Louis ... The appearance cap-tied him to the U.S. ... **Under-23s – 2016:** Appeared in both Intercontinental Playoff matches with Colombia, a 1-1 draw on March 25 in Barranquilla and 2-1 defeat on March 29 in Frisco, Texas, where he was shown a straight red card in the 90th minute ... **2015:** Appeared in three matches, scoring one goal in the CONCACAF Olympic Qualifying Championship ... Tallied in the 35th minute of a 6-1 Group Stage win against Cuba on Oct. 3 in Kansas City, Kan. ... **Under-20s – 2015:** Appeared in 11 matches, starting all of them ... A part of the U.S. squad at the 2015 FIFA U-20 World Cup in New Zealand, playing in four of five matches and contributing to all three of the team's clean sheets during the tournament ... Helped the U.S. qualify for the World Cup with five appearances at the CONCACAF U-20 Qualifying Championship ... **Under-18s:** Appeared in three matches for the U.S. U-18s in 2013 ... Poland: Made one appearance for the Polish U-18s in 2012 ... **First Appearance:** Nov. 13, 2015 vs. St. Vincent and the Grenadines ... **First Goal:** July 15, 2017 vs. Nicaragua ... **First Assist:** June 2, 2018 vs. Ireland ... **First World Cup Appearance:** none ... **First World Cup Goal:** none ... **First WCQ Appearance:** Nov. 13, 2015 vs. St. Vincent and the Grenadines ... **First WCQ Goal:** none ... **First WCQ Assist:** none ... **Tournament Rosters:** Concacaf Gold Cup (2017, 2019) ... FIFA U-20 World Cup (2015) ... Concacaf Olympic Qualifying Championship (2015) ... Concacaf U-20 Championship (2015).

Professional: 2020-21: Loaned to Anderlecht for the 2020-21 season on Oct. 3 ... Playing under manager Vincent Kompany, an all-time great center back for Belgium and Manchester City ... Started his first match for the Belgian giants after the October international window, a 2-2 draw with Leuven ... Made the Starting XI for 10 of Anderlecht's 11 league matches before the new year ... **2019-20:** Returned to Reading on loan and appeared in league 20 matches ... Scored his first goal for Reading in dramatic fashion, hitting home the game-winning goal in the eighth minute of second-half stoppage time in a 1-0 victory vs. Preston North End (Oct. 19) ... Opened the scoring for Reading to spark a comeback win at Birmingham City (March 7) ... Helped the club to a 14th-place finish, its best in three seasons ... **2018-19:** Began the season on loan with French Ligue 1 side Nantes on Aug. 6 ... Appeared in eight league matches prior to the new year ... Played in two additional matches for Nantes II ... Re-called to Chelsea before going back out on loan to Reading on Jan. 25 ... Made 18 league appearances for the Royals, helping the club to a 5-4-9 record in the second half of the season to maintain a place in the Championship ... **2017-18:** Appeared in 43 of a possible matches across all competitions during his second season on loan with Vitesse ... Tallied four goals during the campaign, helping the club to UEFA Europa League qualification ... Scored in a 2-0 win vs. ADO Den Haag on Nov. 26 ... Started all six of Vitesse's Europa League matches ... Tallied in a 2-0 win vs. Groningen (Feb. 2) ... Scored in the 2-2 draw at Willem II (May 6) ... Scored in Vitesse's 2-1 win against Utrecht in the second leg of Eredivisie's UEFA Europa League qualifying playoff, guaranteeing European football in his last match for the club ... **2016-17:** Appeared in 23 league matches and six additional KNVB Beker contests, scoring a goal while helping Vitesse on the way to winning the Dutch Cup and first trophy in club history ... Miazga scored his first goal for the club in a 4-0 KNVB Beker win vs. Roda JC on Dec. 14 ... Recorded two assists during 2-1 loss to Twente on Sept. 25 and a 5-0 win vs. Sparta Rotterdam on March 10 ... **2016:** Left U.S. MNT January Camp in Carson, Calif. to finalize his transfer from the New York Red Bulls to English Premier League giants Chelsea FC ... Made two appearances with the Premier League club, including helping to keep a clean sheet in a 4-0 win vs. Aston Villa on April 2 ... **2015:** Became a full-time starter for the New York Red Bulls,

appearing in 26 matches (starting 24) as the club won its second MLS Supporters Shield in three seasons ... Appeared in all four matches for the New York Red Bulls during the 2015 MLS Cup Playoffs ... Started two U.S. Open Cup matches ... Scored his first professional goal in a 3-1 win against rivals New York City FC on June 28 at Yankee Stadium ... Assisted on Dax McCarty's 29th minute strike in a 5-2 defeat to Orlando City SC on Sept. 25 ... 2014: Made seven appearances, starting six games, while recording one assists ... 2013: Made his competitive debut at the age of 18, coming on as a sub in New York's 4-1 win at Houston Dynamo on Sept. 8 ... Made professional debut as halftime substitute in 2-2 friendly draw vs. French club Olympique Lyonnais on July 16, three days before he turned 18.

Academy – 2012-13: A regular prior to signing his professional contract, returned to start three playoff games in June 2013, helping the Red Bulls U-18s advance to Finals Week, where they won the 2012-13 U.S. Soccer Development Academy National Championship ... **2011-12:** Was also part of the Red Bulls' U-16 National Championship team in 2011-12 ... Played in several MLS Reserve League games in 2012 ... Member of the Red Bulls Academy since 2009 at the U-14, U-16, and U-18 levels.

Personal: A dual national of the United States and Poland ... Parents are Adam and El bieta... Makes sure to FaceTime with them every Sunday after church... Soccer idols are Carles Puyol and Gerard Piqué... Grew up speaking Polish first and learning English later on.

JORDAN MORRIS' BIO CONTINUED FROM PAGE 28

Especially impressive in the second half of 2019, contributing to nine of the team's 16 goals in its last five matches ... Tied the team's single-game assist record, providing three helpers during the side's 7-0 victory on Oct. 11 against Cuba ... Went on to lead Concacaf Nations League A in goals with four. His team-leading six assists were also the most by a single USMNT player in a calendar year since Landon Donovan hit 10 in 2009 ... **2018:** A torn ACL suffered in February limited him to just one appearance, going the full 90 minutes in the 0-0 draw with Bosnia and Herzegovina (Jan. 28) **2017:** Garnered a career-high 11 caps to go along with four starts ... Also tallied a career-best four goals and an assist ... Three of his four goals were game-winners ... Provided the assist on Bobby Wood's 85th minute equalizer in a 1-1 World Cup Qualifying draw at Honduras (Sept. 5) ... Was the only U.S. player to appear in all six CONCACAF Gold Cup matches, helping the U.S. to the 2017 title and Best XI honors in the process ... Recorded the 88th minute game-winner and collected Man of the Match honors in the USA's 2-1 victory vs. Jamaica in the 2017 Gold Cup Final (July 26) ... Tallied twice and earned Man of the Match honors in a 3-2 win vs. Martinique (July 12) ... Recorded his second career goal off a nifty pass from Benny Feilhaber in a 1-0 friendly win vs. Jamaica (Feb. 5) ... **2016:** Appeared in five matches, starting one on Feb. 5, 2016 vs. Canada ... Made two World Cup Qualifying appearances, entering as a substitute in the MNT's 6-0 win at St. Vincent and the Grenadines on Sept. 2 and 4-0 win vs. Trinidad & Tobago on Sept. 6 ... **2015:** Appeared in six matches and scored his first international goal in the MNT's 2-0 victory vs. Mexico on April 15 in San Antonio ... **2014:** Made his MNT debut in 4-1 defeat to Republic of Ireland on Nov. 18 ... Became the first collegiate player called into a U.S. MNT camp since Chris Albright in 1999, when he was summoned for camp around Sept. 3 friendly at Czech Republic ... **Under-23s – 2016:** Started both legs of the Intercontinental Playoff vs. Colombia on March 25 and 29 ... **2015:** Made 14 appearances, scoring six goals ... Part of the U.S. U-23 squad that finished third at the 2015 CONCACAF Olympic Qualifying Championship, appearing in all five matches while scoring three goals ... Scored the opening goal in a 5-2 friendly win vs. Bosnia-Herzegovina on March 27 ... A week after scoring his first senior international goal vs. Mexico, scored the third goal in the U-23's 3-0 victory vs. El Trío on April 22 ... Tallied the lone U.S. strike in a 3-1 defeat to France at the Toulon Tournament on May 27 ... Scored the first two goals, including a first minute strike in the MNT's 3-1 victory vs. Canada to open the CONCACAF Olympic Qualifying Championship on Oct. 1 ... Scored in the MNT's 4-0 victory vs. Panama to close out group play on Oct. 6 ... **Under-20s:** Named to the U.S. U-20 roster for the 2013 Toulon Tournament where he made three appearances ... **First Appearance:** Nov. 18, 2014 vs. Republic of Ireland ... **First Goal:** April 15, 2015 vs. Mexico ... **First World Cup Appearance:** none ... **First World Cup Goal:** none ... **First WCQ Appearance:** Nov. 13, 2015 vs. St. Vincent and the Grenadines ... **First WCQ Goal:** none ... **First WCQ Assist:** Sept. 5, 2017 at Honduras.

Professional – 2020: Morris had a career-year, putting up 10 goals and eight assists ... The combined total of 18 stood as second-most league wide behind only 2020 MLS MVP Alejandro Pozuelo (19) ... Registered either a goal or assist in 11 of his 22 regular season appearances ... Played all but one minute for Seattle in the MLS Cup Playoffs, registering a goal and assist in the club's 3-1 win against LAFC in the first round on Dec. 7 ... Helped the side to a 3-2 comeback victory against Minnesota United FC and a place in the MLS Cup Final for the fourth time in five seasons... **2019:** Notched 13 goals and eight assists across 30 matches en route to helping Seattle Sounders FC claim its second MLS Cup title... Recorded his first career hat trick, scoring three of his team's four goals against FC Dallas, including the extra-time game-winner, in the Round One playoff match on Oct. 11 against FC Dallas ... **2018:** Made just one appearance, playing 85 minutes in Seattle's opening Concacaf Champions League match against Santa Tecla before tearing his ACL ... Signed a new five-year contract in December and is aiming to be ready to play when the 2019 season begins in March ... **2017:** Started 22 of 23 matches while recording three goals and an assist ... Saw his season cut short after suffering a hamstring injury vs. LA Galaxy (Sept. 1) ... Assisted on Clint Dempsey's game winner in a 1-0

victory vs. Sporting KC (Aug. 12) ... Scored the third goal in a 4-0 rout of Minnesota United FC (Aug. 5) ... Capped the scoring in a 3-0 win at LA Galaxy (April 23) ... Tallied the game-winner in a 3-1 win vs. New York Red Bulls (March 19) ... **2016:** Having made the decision to leave Stanford prior to his senior season, Jordan Morris went on a two-week training stint with German Bundesliga side Werder Bremen, but ultimately chosen to sign a Homegrown Player contract with Seattle Sounders FC ... Morris appeared in all 40 MLS Regular Season and Playoff matches, tallying a combined 14 goals and five assists in leading Seattle Sounders FC to MLS Cup 2016 ... Morris won MLS Rookie of the Year in the Process ... First professional goal was also the game-winner in Seattle's 2-1 win vs. Philadelphia Union on April 16 ... The goal began a streak where Morris tied an MLS rookie record by scoring in four-straight matches, going on to find the back of the net at Colorado Rapids on April 23, vs. Columbus Crew SC on April 30 and vs. San Jose Earthquakes, where he also added an assist ... Assisted on Clint Dempsey's second and third goals in a 3-1 win at Orlando City SC on Aug. 7 ... Scored two goals, including the game-winner in a 4-2 win at LA Galaxy on Sept. 25 ... Assisted on Nicolas Lodeiro's first goal to help Seattle to a 2-1 victory vs. FC Dallas in the first leg of the Western Conference Semifinals ... Scored in both legs of the Western Conference Final series vs. Colorado, tallying on Nov. 22 at CenturyLink Field and Nov. 27 at Dick's Sporting Goods Park ... Played 108 minutes for Seattle Sounders FC in their eventual shootout victory against Toronto FC to lift MLS Cup 2016.

College – 2015: The 2015 MAC Hermann Trophy winner, Morris led Stanford to the school's first NCAA College Cup title, scoring a brace in the 4-0 championship win against Clemson on Dec. 13 ... NSCAA First Team All-American ... College Cup Most Outstanding Offensive Player ... NSCAA All-Far West Region First Team ... Pac-12 Player of the Year ... All-Pac-12 First Team ... 2015 Pac-12 All-Academic Second Team ... College Soccer News National Team of the Week (Oct. 19) ... Pac-12 Player of the Week (Oct. 20) ... Fifth in the country in game-winning goals (6), fifth in goals per game (0.72), seventh in total goals (13) and 12th in points per game (1.61) ... 13 goals tied for 14th in Stanford single-season history ... Capped the season with his third career brace in the national championship against Clemson (12/13) ... Became the first player with multiple goals in a title game since Seth George in 1997 (UCLA) ... Converted for the Cardinal in its penalty shootout win against Akron in the NCAA semifinals (12/11) ... Scored in five straight matches against SMU (9/13), San Francisco (9/18), Davidson (9/20), UCLA (10/16) and San Diego State (10/18) ... Just the second Stanford player to score in five straight since 1987, joining Darren Fernandez, who did so from September 21, 2002 to October 3, 2002 ... Notched his second career brace with two second-half goals against Ohio State (11/29) to send Stanford to the NCAA quarterfinals ... Scored the winner in the 65th minute at UCLA (10/16) to lift Stanford to its first win in Westwood ... Also tallied Stanford's goal (81') in a 1-0 win at Louisville (8/31) ... **2014:** Started all 15 games in which he played, tallying four goals, 14 points and a team-high six assists ... NSCAA/Continental Tire First Team All-American ... NSCAA/Continental Tire All-Far West Region First Team ... All-Pac-12 First Team ... Top Drawer Soccer Best XI First Team ... MAC Hermann Trophy Semifinalist ... Soccer America Men's MVPs Second Team ... College Soccer News Third Team All-American ... Pac-12 All-Academic Second Team ... Started all 15 games in which he played, tallying four goals, 14 points and a team-high six assists ... Scored goals against San Jose State (9/6), Gonzaga (9/26), San Francisco (10/24) and Washington (11/7) ... Assists came against San Jose State (9/6), SIU Edwardsville (9/19), Delaware [2] (9/21), San Diego State (11/2) and Oregon State (11/9) ... Fourth in the conference and 27th in the nation in assists per game (0.40) ... Ninth in the Pac-12 and 107th in the nation in points per game (0.93) ... Tied for sixth in the conference and 55th in the nation in total assists (6) ... **2013:** Led all conference freshmen in assists (7) and points (19) and tied for the lead in goals (6) ... Finished second on the team with 19 points ... NSCAA/Continental Tire All-Far West Region Third Team ... All-Pac-12 First Team ... Named to Soccer America Men's All-Freshman First Team ... Earned Pac-12 Player of the Week honors (Oct. 1) ... Was named College Soccer News National Team of the Week (Sept. 30) ... Assisted on goals against Maryland (8/30), College of Charleston (9/20) and Colgate (9/22) ... Scored first two collegiate goals in 2-1 overtime win at UC Santa Barbara (9/27) ... Scored in 2-1 win over Oregon State (10/6) ... Netted the opener in 2-1 loss to UCLA (11/1) ... Scored a goal in each match against San Diego State (10/13 and 11/3) ... Converted a penalty kick in Stanford's 3-2 shootout win over Loyola Marymount in the NCAA Tournament First Round (11/21).

Personal: Born in Seattle, Wash. to parents Michael and Leslie ... Has three siblings, Christopher, Julian and Talia ... Oldest brother, Christopher, played soccer at Seattle Pacific from 2009-12 ... A Type 1 diabetic, lent his support to the JDRF's "T1D Looks Like Me Campaign" for National Diabetes Awareness Month in November, 2015.

YUNUS MUSAH'S BIO CONTINUED FROM PAGE 29

shortly after arriving in England, playing with the Gunners' youth teams for seven years ... Helped the club's U-18 side to the 2018 FA Youth Cup Final as well as the 2018-19 Youth Premier League South championship.

Personal: Full name is Yunus Dimoara Musah ... Born in The Bronx, New York City, while his Ghanaian mother was visiting relatives, Musah received birthright U.S. citizenship ... Eligible to represent Ghana, England, Italy and the United States ... The Musah family moved to Italy shortly after he was born, settling in Castelfranco Veneto, before moving to London when he was nine ... Fluently speaks English, Italian, Spanish and Hausa, one of the many languages spoken in Ghana ... Is the middle child of five children ... Favorite food is Jollof Rice ... Enjoys watching Netflix and relaxing with friends in his spare time.

CHRISTIAN PULISIC'S BIO CONTINUED FROM PAGE 30

U.S. National Team – 2020: With two matches falling outside FIFA fixture dates and an injury in November, did not appear in any of the USA's four matches ... **2019:** Made 11 appearances (10 starts), contributing five goals and three assists ... Won U.S. Soccer Male Player of the Year for the second time ... Led the team with four Man of the Match selections on the year ... At 20 years, 189 days, became the youngest player in USMNT history to reach 10 goals when he scored in the 1-1 draw vs. Chile (March 26) ... One of two players to appear in all six matches at the 2019 Concacaf Gold Cup, recording three goals and three assists en route to earning Tournament Best XI honors ... Recorded a goal and two assists in the 6-0 win vs. Trinidad & Tobago (June 22) ... Assisted on Weston McKennie's game-winner in the 1-0 quarterfinal win vs. Curaçao (June 30) ... Scored two goals in the 3-1 semifinal win vs. Jamaica (July 3) ... Converted his first penalty kick for the USMNT in a 7-0 Concacaf Nations League win vs. Cuba (Oct. 11) ... **2018:** Appeared in three matches, logging 262 minutes ... Earned Man of the Match honors in the 3-0 defeat to England in London (Nov. 15) ... At 20 years, 63 days, became the youngest captain in MNT history when he wore the armband in the USA's 1-0 defeat to Italy in Genk, Belgium (Nov. 20) ... **2017:** Appeared in nine matches, leading the MNT in both goals (six) and assists (four) ... At 19, became the youngest player to win U.S. Soccer's Male Player of the Year ... Recorded five goals and four assists in Final Round World Cup Qualifying, but in one way or another, was involved in 12 of the 16 U.S. goals scored during Qualifying in 2017 ... Finished his first qualifying campaign tied for fourth on the MNT's all-time assist list with six and seventh on the all-time goals list with seven ... **2016:** Earned 11 appearances, starting four matches in his debut year for the MNT ... Tallied three goals and two assists ... Appeared in five World Cup Qualifying matches ... Made three substitute appearances during Copa America Centenario ... Made his MNT debut, becoming the youngest U.S. player to appear in a World Cup Qualifier (17 years, 193 days) during a 4-0 win vs. Guatemala on March 29 ... Became the youngest player in MNT history to score a goal, tallying in the 69th minute of a 4-0 win vs. Bolivia on May 28 ... Became the youngest U.S. player to score in a World Cup Qualifier and record a brace, scoring twice in the MNT's 6-0 World Cup Qualifying victory at St. Vincent and the Grenadines on Sept. 2 ... Became the youngest U.S. player to start a World Cup Qualifier, dishing an assist to Jozy Altidore in a 4-0 victory vs. Trinidad & Tobago on Sept. 6 ... **Under-20s:** Was named to the preliminary 35-player roster for the 2017 FIFA U-20 World Cup, but was ultimately left off the roster due to club and MNT commitments ... **Under-17s – 2015:** Made seven appearances, tallying two goals and four assists ... Captained the MNT at the FIFA U-17 World Cup in Chile, starting all three matches ... Scored the opening goal in a 2-2 draw against Croatia on Oct. 20 ... **2014:** Racked up 17 goals and seven assists in 21 matches ... Scored three goals at the Nike International Friendlies ... Recorded a brace in a 3-1 win vs. England on Nov. 28 ... Scored the lone goal in a 4-1 loss to Brazil on Dec. 2 ... **2013:** Made six appearances, tallying one goal and two assists in his first year in the U-17 Residency Program ... Recorded a goal and assist in a 4-1 win vs. Brazil to clinch the 2013 Nike International Friendlies on Dec. 13 ... **First Appearance:** March 29, 2016 vs. Guatemala ... **First Goal:** May 28 vs. Bolivia ... **First Assist:** Sept. 2, 2016 at St. Vincent and the Grenadines ... **First World Cup Appearance:** none ... **First World Cup Goal:** none ... **First WCQ Appearance:** March 29, 2016 vs. Guatemala ... **First WCQ Goal:** Sept. 2, 2016 at St. Vincent and the Grenadines ... **First WCQ Assist:** Sept. 2, 2016 at St. Vincent and the Grenadines ... **Tournament Rosters:** Concacaf Gold Cup (2019) ... Copa America (2016) ... FIFA U-17 World Cup (2015) ... Concacaf U-17 Championship (2015).

Professional – 2020: Injuries limited him to just 13 appearances across all competitions – nine in the league and four in the Champions League – before the new year ... Registered two goals in eight appearances during the first part of the season ... Strike in the 4-0 Champions League win against Krasnodar tied him with DaMarcus Beasley for the all-time scoring lead among Americans in the UCL ... Goal on Dec. 5 against Leeds United made him the fastest U.S. player to reach double-digit Premier League goals ... **2019-20:** Made 33 appearances while registering 11 goals and six assists across all competitions ... An abductor tear suffered early in 2020 kept Pulisic out of the Chelsea lineup until after the Premier League's return to play ... Scored in his first two matches back – matching 2-1 wins against Aston Villa (June 21) and Manchester City (June 25) ... Helped the club secure a fourth-place finish and Champions League football the following season ... Made more history on Aug. 1 when he opened the scoring in the FA Cup Final, becoming the first USMNT player to find the back of the net in the prestigious cup competition's championship match ... Recorded an assist in the 3-2 win vs. Norwich (Aug. 24) ... Recorded an assist in the 4-1 win vs. Southampton (Oct. 6) ... Became the second and youngest American to score a Premier League hat trick on Oct. 26 at Burnley ... Scored in a 2-1 win vs. Watford (Nov. 2) ... Scored in a 2-0 win vs. Crystal Palace (Nov. 9) ... Played four matches in the UEFA Champions League group stage, registering a goal and assist ... Assisted in the 1-0 win vs. Ajax (Oct. 23) ... Scored in the 2-2 draw vs. Valencia (Nov. 27) ... **2018-19:** On Jan. 2, 2019, agreed to transfer fee to English Premier League side Chelsea, with the \$73 million fee setting a new record for a U.S. international ... Was immediately loaned back to Borussia Dortmund for the remainder of the season ... Finished the season with 30 appearances across all competitions ... Tallied his first goal of the season in a 1-0 UEFA Champions League victory at Club Brugge (Sept. 18) ... Scored again four days later in a 1-1 draw at Hoffenheim (Sept. 22) ... Recorded two assists in Dortmund's 7-0 rout of Nürnberg (Sept. 26) ... Provided an assist in a 4-0 win at Stuttgart (Oct. 20) ... Registered a goal, assist and drew the game-winning penalty kick in Dortmund's 3-2 extra time victory vs. Union Berlin (Oct. 31) ... Finished the season strong with two goals and an assist in his last here matches with the club ... **2017-18:** Appeared in 41 matches, making 35 starts while recording five

goals and six assists across all competitions ... Scored in the German Super Cup against Bayern Munich (Aug. 5) ... Recorded a goal and assist in a 3-0 win vs. Wolfsburg (Aug. 19) ... Tallied in a 3-0 win vs. Hamburg (Sept. 20) ... Scored in a 2-1 win vs. Hoffenheim (Dec. 16) ... Recorded assists in back-to-back matches, a 3-2 win at Köln (Feb. 3) and 2-0 win vs. Hamburg (Feb. 10) ... Came off the bench to provide an assist in a 2-1 UEFA Europa League defeat to RB Salzburg (March 8) ... Recorded an assist and forced an own goal in a 3-2 league win vs. Eintracht Frankfurt (March 11) ... Scored off a mis-hit cross in a 3-0 win vs. Stuttgart (April 8) ... Recorded an assist and drew a penalty kick in a 4-0 win vs. Bayer Leverkusen (April 21) ... **2016-17:** In his first full season with the Borussia Dortmund first team, appeared in 43 matches, starting 22 while recording five goals and nine assists across all competitions ... Appeared in four of the club's five DFB-Pokal matches, helping Dortmund win the German Cup for the fourth time and becoming just the second American to win the prestigious competition... Earned the game-winning penalty kick to help BVB to a 2-1 win vs. Eintracht Frankfurt in the Final (May 27) ... Scored in Appeared in all 10 UEFA Champions League matches, recording a goal and three assists ... Contributed one of each in Dortmund's 4-0 win vs. Benfica in the second leg Round of 16 tie on March 8 ... Also assisted in a 6-0 win vs. Legia Warsaw (Sept. 14) and on a late equalizer in a 2-2 draw with Real Madrid (Sept. 27) ... Recorded a goal and two assists in a 6-0 win vs. Darmstadt on Sept. 17 ... Chipped in a goal and assist in a 3-3 draw at Ingolstadt on Oct. 22 ... Assisted in a 5-2 win at Hamburg on Nov. 5 ... Tallied in a 6-2 win vs. Bayer Leverkusen on March 4 ... Assisted in a 3-1 win vs. Eintracht Frankfurt on April 15 ... Drew the game-winning penalty kick in a 4-3 season-ending win vs. Werder Bremen (May 20) ... **2015-16:** Promoted to Borussia Dortmund first team at the beginning of 2016 ... Started four of nine matches, scoring two goals to help the club to a second-place league finish ... Made his first-team debut in a 2-0 win vs. Ingolstadt on Jan. 30 ... Started his first match, a 1-0 victory at Bayer Leverkusen on Feb. 21 ... At 17 years, 211 days, became the youngest non-German to score a Bundesliga goal (17 years, 211 days) in a 3-0 rout of Hamburg on April 17 ... A week later, became the youngest player to score two goals in the Bundesliga (17 years, 218 days) ... Signed with Borussia Dortmund in February 2015, beginning with the U-17 squad before being promoted to the U-19 team ahead of the 2015/16 season ... Record seven goals in 14 appearances for the U-19 team in 2015.

Youth – At seven years old, played with English club Brackley Town for a year while living in the England during his mother's Fulbright Scholarship ... Played for Michigan Rush while his father was the head coach of the indoor Detroit Ignition from 2006-07 ... Suited up for U.S. Soccer Development Academy club PA Classics from 2008-2015.

Personal – Born in Hershey, Pa. ... Holds Croatian citizenship ... Has been featured in numerous major media features, including 60 Minutes and GQ Magazine ... Parents are Mark and Kelley who both played college soccer at George Mason ... Mark was a star forward for the indoor Harrisburg Heat from 1991-1999, served as an assistant for the Harrisburg City Islanders in 2003-04 and head coach of the indoor Detroit Ignition from 2006-2007 ... Is a fan of Justin Bieber and went to his concert in Cologne to celebrate his 18th birthday in September 2016.

TIM REAM'S BIO CONTINUED FROM PAGE 31

appearance and recorded his first international goal in the 3-1 win against Puerto Rico (May 22) ... **2015:** Made a career-high nine appearances, starting seven matches and recording one assist ... Assisted on Danny Williams goal in the 4-1 loss to Brazil (Sept. 8) ... Appeared in two matches during the 2015 Concacaf Gold Cup ... **2014:** Played in four games for the U.S. in 2014 ... Made comeback appearance with the MNT after three years away during the second half of the USA's 1-0 win against the Czech Republic on Sept. 3 in Prague ... That was his first game since the U.S. MNT's 1-0 loss to Ecuador on Oct. 11, 2011 ... **2011:** Reached career highs for both games played (6) and games started (5) ... Played the full 90 minutes in each game he started, including the U.S.'s first two matches in the CONCACAF Gold Cup, against Canada and Panama ... **2010:** Started in his first ever call up to the national team, helping the U.S. to a 1-0 win against South Africa on Nov. 17 in the Nelson Mandela Challenge in Cape Town ... **First Appearance:** Nov. 17, 2010 vs. South Africa ... **First Goal:** May 22, 2016 at Puerto Rico ... **First World Cup Appearance:** None ... **First WCQ Appearance:** Nov. 11, 2015 vs. St. Vincent and the Grenadines ... **Tournament Rosters:** Concacaf Gold Cup (2011, 2015, 2019).

Professional – **2020:** Began the Premier League season as the starting center back and captain of Fulham ... Made six appearances across all competitions before the new year ... **2019/20:** Started 44 matches in the league campaign and started in the 2-1 win against Brentford in the Promotion Playoff Final on Aug. 4 at Wembley Stadium ... **2019-20:** Made 24 appearances for Fulham in the English League Championship before the new year... **2018-19:** Made 29 appearances across all competitions in Fulham's return to the English Premier League ... **2017-18:** Made 48 appearances across all competitions, playing in all 44 league games and three promotion playoff matches as Fulham regained a place in the Premier League ... Was voted Fulham's Player of the Season, the third time he had taken the honor after winning it twice with Bolton ... Tallied in a 4-2 win at Cardiff City (Dec. 26) ... **2016-17:** Made 42 appearances across all competitions, helping Fulham to the Promotion Playoff Final where they ultimately fell to Huddersfield Town ... Scored his first goal for the club in a 2-1 loss to QPR (Oct. 10) ... **2015-16:** Transferred to Fulham prior to the start of the season, went on to appear in 32 matches across all competitions ... **2014-15:** Voted Player of the Year for the second-consecutive season ... Played in 42 league matches, recording four assists ... **2013-14:** Bolton Wanderers fans voted him

fans player of the year ... Signed a new three-year contract with Bolton on July.6 ... **2012-13:** Signed a three-and-a-half year deal with the Bolton Wanderers on Jan. 26 ... Made his debut during Bolton's 2-0 FA Cup win at Millwall on Feb. 18 ... Made Premier League debut a week later in Bolton's 3-0 loss at Chelsea ... **2011:** Started all 31 games in which he featured for the Red Bulls in the regular season and playoffs ... Added an assist in the 2-2 tie against the New England Revolution on Aug. 20 ... **2010:** A finalist for the 2010 MLS Rookie of the Year Award... Ended his first professional season starting all 30 league matches for New York and helped New York capture its second regular season Eastern Conference title ... Made his professional debut on March 27, 2010 vs. the Chicago Fire ... On Sept. 11, 2010 Ream scored his first professional goal against the Colorado Rapids ... Drafted in the second round of the 2010 MLS SuperDraft by New York Red Bulls.

College: Played four seasons at Saint Louis University ... Earned the 2009 Atlantic 10 Conference Defensive Player of the Year Award after contributing a career-high six goals and five assists while helping the team to post seven shutouts ... Was a NSCAA Third Team All-American selection as a senior ... Featured in 82 games during his career, missing just one match ... Was a three-time NSCAA First Team All-Mid Atlantic Region selection.

Personal: Majored in business administration ... Is an avid fan of the NHL's St. Louis Blues ... Was a two-time letter-winner in high school in basketball ... Parents are Scott and Patty Ream ... Father and two brothers played soccer at the collegiate level ... One of five siblings ... Best skill outside of soccer is cooking.

GIOVANNI REYNA'S BIO CONTINUED FROM PAGE 32

friendlies against Mexico in Costa Rica ... Scored the tournament-clinching goal at April 2018's Sportchain Cup in Benicassim, Spain, netting against Norway in stoppage time ... Nominated for 2018 U.S. Soccer Young Male Player of the Year ... **Under-16s:** Appeared with the U-16 Boys' National Team ... **Under-15s:** Started all five games for the U-15 BNT at the 2017 Concacaf U-15 Boys' Championship en route to a runner-up finish ... Scored two goals at the tournament, including the opener in the semifinals vs. Panama ... Helped lead the U-15s to the 2017 Torneo delle Nazioni title in Gradisca, Italy, starting four of five games at the competition ... Scored four goals, including the game-winner in the final against England ... **Under-14s:** Spent time with the U-14 BNT.

Professional: 2020-21: Appeared in all 13 Bundesliga matches for Dortmund before the new year, netting three goals and adding four assists ... Netted the opening goal vs. Mönchengladbach (Sept. 19) ... Registered a hat trick of assists in a win vs. Freiburg (Oct. 3) ... Set up Dortmund's only goal in a loss to Köln (Nov. 28) ... Equalized in the second half to help Dortmund earn a point at Eintracht Frankfurt (Dec. 5) ... Scored Dortmund's lone goal in a defeat to Stuttgart (Dec. 12) ... Appeared in all six UEFA Champions League group stage matches for Dortmund ... Started the Black and Yellow's first two DFB-Pokal matches, scoring in the first round vs. Duisburg (Sept. 14) ... **2019-20:** Signed with Dortmund over the summer of 2019 ... Broke into the Dortmund first team in early 2020, making 15 appearances in the second half of the season ... Made his professional/Bundesliga debut on Jan. 18 as a substitute vs. Augsburg ... Netted a spectacular goal in his DFB-Pokal debut on Feb. 4 vs. Werder Bremen ... Played an instrumental part in his first UEFA Champions League appearance, helping set up both goals in Dortmund's 2-1 Round of 16 win vs. Paris-St. Germain ... Picked up his first Bundesliga assist vs. RB Leipzig on June 20, teeing up Erling Haaland ... Appeared in four matches during the club's preseason, including two during its tour of the U.S. ... Came on as a substitute against Seattle Sounders FC and his U-17 World Cup teammates Daniel Leyva and Alfonso Ocampo-Chavez ... Started vs. Liverpool at Notre Dame Stadium, notching an assist.

Youth: Played 11 matches with Borussia Dortmund U-19 in 2019, netting four goals ... Scored the game-winner in Dortmund's UEFA Youth League fixture vs. Barcelona on Sept. 17, 2019 ... Previously played with New York City FC in the U.S. Soccer Development Academy ... Won the 2018 Academy Championship with New York City U-18/19 during the club's first season at the age group ... Played up with players three years older during the team's championship run, going the full 120 minutes against LA Galaxy in the final and netting the team's first penalty kick in the decisive shootout ... Won 2018 Academy East Conference U-16/17 Player of the Year ... Named to the 2018 East Conference U-16/17 Best XI and 2017 East U-15/16 Best XI ... Joined NYCFC at age 12 ... Previously played with New York Soccer Club from age 9 to 11.

Personal: Full name is Giovanni Alejandro Reyna ... Father Claudio earned 112 caps with the U.S. Men's National Team, who is one of only three USMNT players to make four different World Cup rosters, captaining the squad at the 2002 and 2006 World Cups, appeared at the 1998 tournament and was part of the squad in 1994 ... Spent 13 years with the USMNT during a professional career in Germany, Scotland, England and the U.S. ... Claudio played in the 1989 FIFA U-16 World Championship in Scotland ... Mother Danielle played for the U.S. Women's National Team as well as won four national championships at the University of North Carolina ... With Gio's USMNT debut on Nov. 12, 2020, the Reynas became the first family to have a father, son and child all appear for U.S. Soccer's senior national teams ... Named after Giovanni van Bronckhorst ... Proud owner of a cat named Swag ... Also played AAU Basketball until eighth grade with New Heights NYC, still enjoys playing basketball ... Describes himself on the field as "entertaining, creative, unselfish" ... Describes himself off the field as "determined, fun, loving" ... Favorite soccer players include Kevin de Bruyne, Kai Havertz, Kaká, Neymar and Zinedine Zidane ... Lists Kobe Bryant as his biggest athletic

inspiration ... Greatest soccer moment thus far was signing for Dortmund ... Likes spending time with family and his closest friends ... Favorite movie is Grown-Ups, favorite TV show is SpongeBob SquarePants ... Loves playing FIFA and NBA 2K ... Favorite musical artist is Drake ... Favorite food is French fries.

ANTONEE ROBINSON'S BIO CONTINUED FROM PAGE 33

United (Dec. 30) ... Assisted on the lone goal in a 1-0 win vs. Bristol City (Feb. 3) ... Provided the assist in a 1-1 draw with Fulham (Feb. 10) ... **2016-17:** Started 14 of 16 matches for the Everton U-23 side, helping the team to the Premier League 2 title ... **2015-16:** Signed his first professional contract in July 2015 ... A knee injury limited him to just one substitute appearance for the Everton U-21 side.

Youth – 2014-15: Made five appearances with Everton U-21s and picked up the U-18 Player of the Season honor ... Injury limited his play with the U-18 side during their title winning campaign in 2013 ... Joined the Everton Academy at age 11 in 2008.

Personal: Son of Marlon and Kelly ... Born in Milton Keynes, England, Robinson's grandmother established the family's U.S. citizenship by way of her residency in White Plains, N.Y. ... His father, Marlon, grew up in the Empire State and went on to play collegiate soccer at Duke University ... An avid fan of "Star Wars", Antonee's nickname of "Jedi" comes from being coached by his father and Marlon's practice of allowing his players to pick their own nicknames.

JOSH SARGENT'S BIO CONTINUED FROM PAGE 34

the first player to appear in U-17, U-20 and MNT camp in the same calendar year, but didn't play in the Nov. 14 friendly against Portugal due to a minor injury ... **Under-23s:** 2019: Appeared in two friendly matches at the start of the U-23 cycle, a 2-0 loss to Egypt (March 22) and 0-0 draw with the Netherlands (March 25), with both games coming in San Pedro del Pinatar, Spain ... **Under-20s – 2018:** Appeared in two matches for the U-20 MNT, playing in a 3-0 defeat and 1-0 win against France on March 21 and March 23, respectively ... **2017:** 2017 U.S. Soccer Young Male Player of the Year ... His seven youth World Cup goals are tied for most all-time by a U.S. player ... The youngest USA player to score at the FIFA U-20 World Cup, took home the Silver Boot at the 2017 tournament in Korea Republic with four goals ... Named to the U-20 MNT's World Cup roster as the team's youngest player just two days after captaining the U-17s through the 2017 Concacaf U-17 Championship ... Started all five games for the U-20s at the World Cup, playing 422 of a possible 480 minutes ... Facing a 2-0 deficit in its World Cup opener against Ecuador, netted two goals for the USA en route to a 3-3 draw ... Scored the USA's lone goal in a 1-0 group stage win over Senegal ... Tallied the opening goal for the USA in its 6-0 Round of 16 victory over New Zealand ... **Under-17s:** Captained the USA to the quarterfinals at the 2017 FIFA U-17 World Cup in India, playing every minute of the team's five games, scoring three goals and adding an assist ... The second U.S. player to appear in the U-17 and U-20 World Cups in the same year ... Scored the opening goal in the USA's first game against host India, a 3-0 victory ... Netted in both of the U-17s' knockout round games against Paraguay and England ... Captained the USA to World Cup qualification at the 2017 Concacaf U-17 Championship in Panama City, Panama ... Scored a team-leading five goals and added two assists while starting all five games for the USA at World Cup qualifying ... Bagged a brace and added an assist in the USA's 4-3 group stage victory over Mexico ... Netted a hat trick against Portugal in the USA's opening match of the 2016 Nike International Friendlies ... Scored against Brazil in the tournament's final game, helping the USA clinch its first NIF title since 2013 ... Tallied the game-winning goal for the USA against the Netherlands at the 2015 Nike International Friendlies ... Scored 30 goals for the U-17s during the 2016-17 cycle, most on the team, and tied for the team lead in assists with 12 ... Netted multiple goals in eight games with the 17s ... Led the U-17 MNT with 49 appearances in 54 overall matches during the 2016-17 cycle, logging 3555 minutes, the second-most on the team ... **Under-14s and Under-15s:** Scored against England during his lone international trip with the U-15 Boys' National Team ... Earned his first National Team call-up to the U-14 BNT at the start of the team's 2013-14 cycle. **First Appearance:** May 28, 2018 vs. Bolivia ... **First Goal:** May 28, 2018 vs. Bolivia ... **First World Cup Appearance:** none ... **First World Cup Goal:** none ... **First WCQ Appearance:** none... **First WCQ Goal:** none ... **First WCQ Assist:** none ... **Tournament Rosters:** FIFA U-20 World Cup (2017) ... FIFA U-17 World Cup (2017) ... Concacaf U-17 Championship (2017).

Professional – 2020-21: Started 12 of 13 Bundesliga matches for Bremen, scoring once and adding two assists before the new year ... Assisted on Niclas Füllkrug's opening goal vs. Schalke (Sept. 26) ... Netted Bremen's lone goal in a 1-1 draw with Eintracht Frankfurt (Oct. 31) ... Teed up the opener in a 1-1 draw with reigning champion Bayern Munich (Nov. 21) ... Scored in Bremen's first two DFB-Pokal matches ... Tallied the opener vs. Carl Zeiss Jena (Sept. 12) and another goal vs. Hannover 96 (Dec. 23) ... **2019-20:** Appeared in 28 matches, recording four goals and two assists for Werder Bremen in the Bundesliga ... Played in both matches of the Bundesliga relegation playoffs to help Bremen stay in the first division after a 2-2 aggregate result vs. FC Heidenheim, avoiding its first relegation since 1980 ... Scored in the 21st minute of a 3-2 win vs. Augsburg (Sept. 1) ... Assisted in a 2-2 draw with Borussia Dortmund (Sept. 28) ... Tallied in the seventh minute of a 1-1 draw vs. Hertha Berlin (Oct. 19) ... Assisted on Davy Klaassen's trike in a 2-2 draw with Bayer Leverkusen (Oct. 26) ... Netted the opening goal in the third minute of a 2-2 draw with Hertha Berlin (March

7) ... Scored in Bremen's final Bundesliga match of the season, a 6-1 win against Köln (June 27) ... Played in all four DFB-Pokal matches for Werder Bremen ... **2018-19:** Broke through with the Werder Bremen first team just before the winter break, scoring two goals in three substitute appearances ... Ended the season with 10 total appearances... Made a remarkable first-team debut, scoring 86 seconds after entering as a substitute in the club's 3-1 win against Fortuna Düsseldorf (Dec. 7) ... With the goal, Sargent became the first modern era player to score in both his MNT and professional club debut ... Scored his second goal with the first team in a 3-2 defeat at RB Leipzig (Dec. 22) ... Appeared in 12 matches and registered seven goals to lead Werder Bremen II in scoring through the first half of the team's Regionalliga campaign ... Joined Werder Bremen on Jan. 1, 2018 and signed his first professional contract with the club on his 18th birthday, Feb. 20, 2018 ... Couldn't appear in official matches because he turned 18 outside of the transfer window, but moved to Bremen and trained with Werder II and the first team throughout the spring.

Youth: Spent youth soccer career with U.S. Soccer Development Academy club St. Louis Scott Gallagher ... Joined Scott Gallagher at age eight ... Enrolled for three semesters (Spring 2016, Fall 2016 and Spring 2017) at the U.S. Soccer Under-17 Residency Program at IMG Academy in Bradenton, Fla., training full-time with the nation's top youth players.

Personal: Parents Jeff and Liane both played college soccer ... Learned how to kick a soccer ball at age three.

ZACK STEFFEN'S BIO CONTINUED FROM PAGE 35

France in their final match before heading to Russia on June 9 in Lyon ... Made three saves to keep the clean sheet in a 1-0 win against Mexico in Nashville (Sept. 11) ... **2016:** Earned first senior team call-up for the MNT's Copa America Transition Camp and friendly vs. Puerto Rico on May 22 ... **Under-23s – 2015:** Appeared in four matches, including two games at the CONCACAF U-23 Championship: a 3-1 victory vs. Canada (Oct. 1) and 6-1 win vs. Cuba (Oct. 3) ... **Under-20s – 2015:** Appeared in 13 matches, keeping seven clean sheets while going 8-2-3 on the year ... Played in five of six matches at the CONCACAF U-20 Championship, helping the USA qualify for the FIFA U-20 World Cup ... Appeared in all five matches at the 2015 FIFA U-20 World Cup, keeping three clean sheets in a 4-0 win vs. New Zealand (June 2), 1-0 Round of 16 victory vs. Colombia and 0-0 Quarterfinal draw with Serbia ... **2014:** Appeared in four matches, keeping two clean sheets and going 3-0-1 ... **2013:** Part of the U.S. squad at the FIFA U-20 World Cup, but did not appear in any matches ... **Under-18s:** 2012-13 Appeared in nine matches over the course of two years ... **First Appearance:** Jan. 28, 2018 vs. Bosnia and Herzegovina ... **First Shutout:** March 27, 2018 vs. Paraguay ... **Tournament Rosters:** Concacaf Gold Cup (2019) ... FIFA U-20 World Cup (2013, 2015) ... Concacaf U-20 Championship (2015).

Professional – 2020: Returned to Manchester City, starting the new campaign as the backup to Brazilian international Ederson ... Made four appearances across all competitions before the new year, with three matches in the Carabao Cup and one in the UEFA Champions League ... Made his Man City debut in a 2-1 Carabao Cup third round win vs. Bournemouth on Sept. 21 ... Earned his first clean sheet in a 3-0 win vs. Burnley in the Carabao Cup fourth round win on Sept. 30 ... Helped defeat Arsenal with a 4-1 victory on Dec. 21 at the Emirates ... Kept a clean sheet in his UEFA Champions League debut, a 3-0 win vs. Olympique Marseille on Dec. 9 ... **2019-20:** Upon joining Manchester City in the summer of 2019, immediately went back out on loan to German Bundesliga side Fortuna Düsseldorf ... Appeared in 17 matches, keeping two clean sheets before an injury saw a premature end to the campaign ... **2019:** Played in 13 matches for Columbus Crew SC, keeping four clean sheets before moving abroad ... **2018:** Secured a \$10 million transfer to Manchester City on Dec. 11, 2018 before being immediately loaned back to Columbus Crew SC ... Made 29 regular-season appearances (all starts) for Crew SC and recorded 12 wins and 12 shutouts ... Voted 2018 MLS Goalkeeper of the Year while helping Columbus back to the MLS Cup Playoffs ... Made two saves and kept a clean sheet during the first match of the season on the road against Toronto FC (March 3), and he recorded three saves in the first home match of the regular season against the Montreal Impact (March 10) to get his second win ... Against the Philadelphia Union (March 17), Steffen made three saves and earned a clean sheet in a 0-0 draw. Steffen earned a call-up to the U.S. Men's National Team, registering a clean sheet during a friendly against Paraguay (March 27), and therefore did not make an appearance in Crew SC's match against D.C. United (March 24) ... He returned to Crew SC's starting lineup and made one save in a home match against Vancouver Whitecaps FC (March 31) ... Steffen made three saves in a home match against the New England Revolution (April 21), and he made one save in a home match against the San Jose Earthquakes (April 28) ... Steffen has recorded five consecutive shutouts in matches against Seattle Sounders FC (May 5), the Philadelphia Union (May 9), the Chicago Fire (May 12), the New England Revolution (May 19) and Sporting Kansas City (May 27), making 17 saves over that span ... Steffen did not make an appearance in home matches against Toronto FC (June 2) and the New York Red Bulls (June 9) because he was named to the U.S. Men's National team for friendlies against Ireland (June 2) and France (June 9) ... Against France, Steffen started and made seven saves to help secure a 1-1 draw ... He returned to Crew SC for a home match against Atlanta United FC (June 13) and recorded one save ... Steffen recorded a 525-minute shutout streak in regular-season action from the home match against the San Jose Earthquakes (April 28) to the home contest against Atlanta United FC (June 13) ... Steffen's shutout streak is the longest in Crew SC history and the eighth longest in MLS history ... He did not make an appearance in a road match against Los Angeles FC (June 23) or a home match against Real Salt Lake (June 30) after being listed as out with a left knee injury ... He

returned to the starting lineup in a road match against the LA Galaxy (July 7) ... He returned to the starting lineup in road matches against the LA Galaxy (July 7) and New York City FC (July 14) ... In a home match against Orlando City SC (July 21), Steffen recorded three saves en route to his seventh win of the season, and in a road match against the New York Red Bulls (July 28), he tallied four saves en route to his eighth win of the season ... Steffen made a second-half appearance in goal in the 2018 MLS All-Star Game, making three saves in match action, his first All-Star appearance ... The following week, Steffen recorded his eighth clean sheet of the season, making five saves in the 1-0 win against the Houston Dynamo (August 11) ... He made two saves in road matches against Atlanta United FC (August 19) and against the Chicago Fire (August 23) ... In a home match against New York City FC (September 1), Steffen made three saves en route to his 10th win of the season ... Steffen made two starts for the U.S. Men's National Team in friendlies against Brazil (September 7) and Mexico (September 11) ... Against Mexico, Steffen recorded his second clean sheet in his last three international matches ... He recorded his ninth shutout of the regular season in a road match against FC Dallas (September 15), tying a single-season career high ... In a home match against the Philadelphia Union (September 29), Steffen recorded his 10th shutout of the regular season, marking a new single-season career-high for clean sheets ... He matched his 2018 MLS regular-season high in saves with six in a road match against the Montreal Impact (October 6) ... The following week, Steffen made five saves in a road match against Orlando City SC (October 21) ... He recorded his 12th win of the regular season in a home match against Minnesota United FC (October 28) ... **MLS Cup Playoffs:** He started in an Eastern Conference Knockout Round match against D.C. United (November 1), making two saves during a penalty-kick shootout to help Crew SC advance to the Eastern Conference Semifinals ... Steffen made three saves en route to recording his third MLS playoff clean sheet in Leg 1 of the Eastern Conference Semifinals at home against the New York Red Bulls (November 4) ... He started in Leg 2 of the Eastern Conference Semifinals against the New York Red Bulls (November 11) ... **2017:** Steffen made 34 appearances (all starts) and recorded 16 wins and nine shutouts, as well as recording 98 saves ... He made his regular-season team debut as a starter in the Opening Match against the Chicago Fire (March 4) ... The goalkeeper earned his first regular-season win for the club at D.C. United (March 18), making three saves en route to recording his first regular season shut-out and earning MLSSoccer.com's Team of the Week honors ... Steffen recorded his second win of the season at home against Portland Timbers (March 25) and would record another clean sheet and his third win of the season at home against Orlando City SC, making four saves (April 1) ... Steffen again made four saves against Chicago (April 8) and Toronto (April 15), tying his season and MLS career-high for number of saves ... He registered five saves at the New York Red Bulls (April 22), setting a new MLS career-high for saves in a game ... He recorded his fifth win, third shutout and tied his MLS career-high for saves in a game with five saves against the New England Revolution (May 6) ... He made his first regular-season penalty kick save during a home match against Toronto FC (May 10) stopping an attempt by Jozy Altidore ... Steffen earned his seventh win and fourth shutout in regular-season action during a home match against Seattle Sounders FC (May 31) ... He was nominated for MLSSoccer.com's Save of the Week for his stop the road contest against Colorado (June 3) ... Steffen reached 50 saves in MLS and with Crew SC in a road match against Atlanta United FC (June 17) ... Steffen registered a secondary assist in a home contest against the Montreal Impact (June 24) ... He registered his fifth shutout of the season in a road match against Minnesota United FC (July 4) and registered his sixth shutout of the season in a home match against the Philadelphia Union (July 22) ... Steffen stopped his second penalty kick of the season in a road contest against the Philadelphia Union (July 26) ... He was nominated for MLSSoccer.com's Save of the Week following his stop of Jefferson Savarino's shot in the road match against Real Salt Lake (July 29) ... Steffen was nominated for MLSSoccer.com's Save of the Week following his stop of Chris Wondolowski's shot in a road contest against the San Jose Earthquakes, a match in which he matched his career-high of five saves in a single match (August 5) ... He started in the road match against Orlando City SC (August 19), recorded seven saves setting his new MLS career-high for saves in a game and reached 75 saves in MLS and for Crew SC ... Steffen started in a home match against the LA Galaxy (August 23) and helped the club keep a clean sheet, its seventh of the 2017 MLS regular season ... He earned his 14th win of the 2017 MLS regular season in a home contest against the New York Red Bulls (September 23), tying with Steve Clark for most wins by a Crew SC goalkeeper in his first year of play for the club ... Steffen earned his 15th win in a home match against D.C. United (September 30), setting the record for most wins by a Crew SC goalkeeper in his first year of play for the club ... He started in a road contest against Orlando City SC (October 15), registering his 16th win and ninth shutout of the season, surpassing Steve Clark for most shutouts by a Crew SC goalkeeper in his first year of play for the club ... Steffen started in a road match against New York City FC (October 22), tying his career-high for saves in a match with seven saves, earning MLSSoccer.com Team of the Week honors and a nomination for MLSSoccer.com's Save of the Week for his stop against David Villa in that match ... Steffen made five appearances (all starts) in the Audi 2017 MLS Cup Playoffs, recording 19 saves, one win and two shutouts ... He started in a Knockout Round against Atlanta United FC (October 26), recording an MLS career-best eight saves and his first Audi MLS Cup Playoffs shutout ... As a result of Steffen playing, starting and recording a shutout, he is now the youngest Crew SC goalkeeper to achieve each feat at 22 years, 207 days old ... He also started in a home match during the First Leg of the Eastern Conference Semifinals against New York City FC (October 31), earning his first Audi MLS Cup Playoffs win and becoming the youngest Crew SC goalkeeper to do so at 22 years, 212 days old ... Steffen started in a road match against New York City FC (November 5) in the Second Leg of the Eastern Conference Semifinals ... He started in a home match against Toronto FC (November 21) in the First Leg of the Eastern Conference Championship, earning his second shutout of the Audi 2017 MLS Cup Playoffs ... Steffen started in a road match against Toronto FC (November 29) in the Second Leg of the Eastern Conference Championship, saving a penalty-kick

attempt from Toronto's Victor Vazquez ... **2016:** Signed with Columbus Crew SC as a Discovery Signing on July 22, 2016 ... He made his matchday 18 debut with the club by serving as Steve Clark's backup at Toronto (July 31) ... He was loaned to the Pittsburgh Riverhounds on a game-by-game basis on August 13 and made his first appearance for the club that day with a start and a victory while making six saves against Bethlehem ... Recorded a clean sheet for the Riverhounds at Orlando City B (September 3) ... He continued as the starting keeper for Pittsburgh at Charlotte (September 10) and vs. Cincinnati (September 14), where he recorded another shutout ... He was in the Crew SC matchday 18 as Steve Clark's backup at D.C. United (September 28) and was in the matchday 18 as Brad Stuver's backup at New York City FC (October 23) ... **2015-16:** The goalkeeper remained with SC Freiburg II ... He made his first career Regionalliga Südwest appearance and start on August 1, 2015 against Saarbrücken, keeping a clean sheet in a 0-0 draw ... He would go on to make 14 appearances during the season, all starts, with three shutouts ... **2014-15:** Steffen turned professional by signing with German club SC Freiburg on December 12, 2014 ... He spent the season with SC Freiburg II in the Regionalliga Südwest, where he made his first matchday 18 appearance on February 28, 2015 against Eintracht Trier.

College: Played two seasons at the University of Maryland, playing every minute in goal for the Terrapins in 2013 and 2014 ... During his freshman season, Steffen made 76 saves and registered eight shutouts, earning ACC All-Freshman team honors as well as NCAA Championship Most Valuable Defensive Player recognition as Maryland finished as national runners-up ... In 2014, he was named the Most Valuable Defensive Player of the Big Ten Tournament as he registered nine shutouts over the duration of the season.

Youth: Played for FC DELCO's Development Academy, where he earned East Conference Player of the Year in the U-16 age group during the 2011-12 Academy season ... In 2012, Steffen led the Philadelphia Union's U-17 team to a Cup championship over Toronto FC, highlighted by two penalty kick saves in the shootout of the title game.

Personal: Helped launch VoyceNow in 2020, a group founded by professional athletes to fight for racial equality ... Steffen's family includes his mother Stefanie, stepfather Derek and father William as well as two sisters (Katy and Lexy) and two brothers (Benjamin and Colten) ... Away from the game, he loves to be near water and lists canoeing and swimming as hobbies ... His favorite vacation spot is any beach, such as those found in North Carolina, Maryland or New Jersey ... He also enjoys watching Netflix, including Modern Family and Breaking Bad among his favorites ... He likes listening to hip-hop, alternative and indie music ... Growing up, he looked up to Tim Howard and has said Howard has continued to mentor him since he's moved back to Europe.

DeANDRE YEDLIN'S BIO CONTINUED FROM PAGE 36

in appearances with 19, starting 10 and finishing with five assists, which placed him second behind Michael Bradley ... Cut back a cross for Bobby Wood's 11th minute equalizer in the MNT's 6-1 World Cup Qualifying win against St. Vincent and the Grenadines on Nov. 13 ... Found Bobby Wood for his 108th minute equalizer in the 3-2 CONCACAF Cup defeat to Mexico on Oct 10 in Pasadena, Calif ... Assisted on Clint Dempsey's 70th minute equalizer in the MNT's 1-1 draw with Panama on July 25 ... Provided the assist on Timmy Chandler's long-distance 58th minute strike in a 4-0 win against Guatemala on July 3 ... Assisted on John Brooks' 70th minute header in 4-3 win over No. 6 ranked Netherlands on June 5 ... **2014:** In total made 10 appearances, tied for third-most on the team ... Came on as a second-half sub against Germany on June 26 in the final game of the FIFA World Cup group stage and as an injury replacement against Belgium on July 1 in the Round of 16 ... Made his World Cup debut against Portugal on June 22 in the second match of the group phase when he came on in the 72nd minute ... Against Portugal, made a pass from the right side into the box that eventually was crossed by Graham Zusi and led to Clint Dempsey's go-ahead goal ... Received his first call up to the senior National Team for the USA's 2014 January camp that was split between Carson, Calif., and São Paulo, Brazil ... Made his international debut at the end of that camp as a 74th-minute sub in a 2-0 defeat of the Korea Republic on Feb. 1 ... Made three more substitute appearances in the lead up to the 2014 FIFA World Cup, coming on in the second half against Mexico on April 2, Azerbaijan on May 27 and Turkey on June 1 ... **Under-20s:** Named to the U.S. squad for the 2013 FIFA U-20 World Cup in Turkey, making his international debut against Portugal in a 3-1 victory ... In total, made four appearances for the U.S. U-20 squad in 2013 ... **First Appearance:** Feb. 1, 2014, v. Korea Republic ... **First Goal:** none ... **First World Cup Appearance:** June 22, 2014 vs. Portugal ... **First WCQ Goal:** none ... **First WCQ Appearance:** Nov. 13, 2015 vs. St. Vincent and the Grenadines ... **First WCQ Goal:** none ... **First WCQ Assist:** Nov. 13, 2016 vs. St. Vincent and the Grenadines ... **Tournament Rosters:** FIFA World Cup (2014) ... Concacaf Gold Cup (2015) ... Copa America (2016) ... FIFA U-20 World Cup (2013).

Professional – 2021: Transferred to Turkish giants Galatasaray on Feb. 1, 2021 ... **2020:** Started the last three matches before the end of the year, including a 2-0 win against Manchester City and a draw with defending champion Liverpool ... Saw limited action to close out the stop and start 19/20 campaign ... **2019-20:** Recovered from groin surgery in the spring and made 10 Premier League appearances before the new year... First game back was a 5-0 defeat at Leicester City on Sept. 29 ... Scored a highlight-reel diving header to equalize in the club's 2-1 home win vs. Bournemouth (Nov. 9) ... **2018-19:** Made 29 league appearances, recording a goal and two assists ... Assisted in a 2-1 loss at Chelsea (Aug. 26) ... Scored his first goal in

English football in a 2-1 loss at Manchester City (Sept. 1) ... Assisted in a 2-2 draw vs. Bournemouth (March 16) ... Underwent groin surgery in early May ... **2017-18:** Slowed by a hamstring injury at the start of the season, Yedlin took the field for the first time in a 2-1 win vs. Stoke City (Sept. 16), but went on to make 33 appearances across all competitions as Newcastle United finished 10th ... Assisted in a 4-1 loss at Manchester United (Nov. 18) ... **2016-17:** Made a permanent transfer from Tottenham Hotspur to Newcastle United on Aug. 24 ... Started 21 of 27 league appearances, recording a goal and two assists in helping Newcastle United win the English League Championship and gain promotion to the Premier League Scored his first goal for the club in just his second appearance, tallying in second-half stoppage time of a 2-0 win at Derby County (Sept. 10) ... Made an additional two appearances in the FA Cup and three in the EFL Cup ... **2015-16:** After making just one appearance for Tottenham's first team during the 2014-15 season, Yedlin was sent on loan to fellow English Premier League side Sunderland on Sept. 1 ... Started 21 of 23 matches for Sunderland and was key in helping the Black Cats avoid relegation from the Premier League down the stretch ... Made one appearance each in the FA Cup and League Cup ... **2014:** Made 25 appearances in his sophomore season for Seattle ... Signed by Tottenham Hotspur to a contract that began in January of 2015 ... **2013:** Signed with the Seattle Sounders FC on January 11, becoming the Sounders' first Homegrown player ... Started 30 MLS games for the Sounders and led the team in minutes in his first year as a professional ... Scored his first professional goal against Tigres in a 3-1 win in the second leg of a CONCACAF Champions League aggregate victory ... Named to the MLS All-Star team for a match against Roma, the first rookie to make the All-Star team since 2005 ... Scored his first MLS goal against the Colorado Rapids in a 1-1 draw on July 20.

College – 2012: An All-MAC First Team honoree for the second straight year ... Appeared in all 22 games, making 21 starts at right back. Finished third on the team with six assists ... **2011:** College Soccer News Freshman All-American ... All-MAC First Team honoree ... Appeared in all 23 games, including 20 starts ... Started the first 16 matches at right back ... Netted his first career goal in a win against Ohio State on Sept. 28.

Personal: Raised by his grandparents Ira Yedlin and Vicki Walton in Seattle ... When Yedlin was a kid, he served as a ball boy at Sounders games when the club still played in the United Soccer League ... He's one-quarter African American, one-quarter Native American and half Latvian ... His uncle, Dylan Walton-Yedlin, was a two-time All-American in football at Union College in Schenectady, N.Y. ... Changes hairstyles often, a trait he credits to the strict rules regarding how his hair had to look at the high school he attended ... Has an English Bulldog named "Simba" ... Enjoys cooking, traveling and hiking.

JACKSON YUEILL'S BIO CONTINUED FROM PAGE 37

C.F. Monterrey on March 23 ... Played 33 minutes as a substitute and tallied a goal against Real Valladolid C.F. on July 16 ... **2018:** Made 15 starts in 21 total appearances in MLS play, tallying three assists ... Set MLS career-highs in appearances, starts, minutes (1,293) and assists ... Made one start for San Jose's USL affiliate Reno 1868 FC ... **U.S. Open Cup:** Started and played 90 minutes in the Fourth-Round matchup against the Portland Timbers on June 6 ... International Friendlies: Entered as a substitute in the 62nd minute against Club Leon on March 24 ... Entered as a substitute at halftime and played 32 minutes against Manchester United on July 22 ... **2017:** Played 13 games making 10 starts ... Made his first appearance as a substitute in the 75th minute in a 0-0 draw against Sporting Kansas City on June 17 ... Made MLS Team of the Week during Week 28 ... Spent time on loan with the Quakes' USL affiliate club Reno 1868 FC, playing in six games until receiving call-up in June from the Quakes for the remainder of the season ... **U.S. Open Cup:** Played and scored his first professional goal against the SF Deltas in a 2-1 victory at Avaya Stadium on June 14 in the Fourth Round... Started match against Seattle Sounders FC in a 2-1 victory at Avaya Stadium on June 28 in the Round of 16 ... Started against the LA Galaxy in a 3-2 victory at Avaya Stadium on July 10 in the Quarterfinals ... Started Semifinal match against Sporting Kansas City ending in a 5-4 penalty shootout loss on Aug. 9 ... **MLS Cup Playoffs:** Did not feature in loss against Vancouver Whitecaps FC at BC Place on Oct. 25 in the Knockout Round.

College: Joined the Earthquakes after two seasons at UCLA ... Made 32 starts in 40 games scoring nine goals and providing 17 assists for the Bruins ... Named 2015 and 2016 NSCAA First Team All-Far West Region and First Team All-Pac-12 Conference ... Led led the Pac-12 with 11 assists, and ranked fifth in the nation in total assists and assists per game in 2016 ... Set an NCAA record with three assists in 32 seconds on Sept. 5, 2016 in UCLA's match against the University of Akron.

GYASI ZARDES' BIO CONTINUED FROM PAGE 38

matches, starting two, while logging a total of 145 minutes ... Earned starts against Bosnia and Herzegovina (Jan. 28) and Mexico (Sept. 11) ... **2017:** Made six appearances, starting two matches and recording one assist ... Appeared in five of six matches during the USA's successful run to the 2017 Concacaf Gold Cup ... Handed off the game-winning assist to Jordan Morris in the 76th minute of the MNT's 3-2 win against Martinique during the Gold Cup group stage (July 12) ... **2016:** Started 11 of 12 matches, racking up three goals and three assists before a broken metatarsal in his right foot ended his season early ... Assisted twice,

including Clint Dempsey's game-winner in a 4-0 World Cup Qualifying victory vs. Guatemala on March 29 ... Recorded his first brace in a 4-0 win vs. Bolivia on May 28 ... Assisted on Clint Dempsey's game-winner in a 1-0 victory against Paraguay to clinch the team's Copa America Centenario group ... Scored the difference-maker in the MNT's 2-1 victory against Ecuador in the Quarterfinals of Copa America Centenario on June 16 ... **2015:** Appeared in 19 matches, tying Claudio Reyna's 1994 record for most caps in a debut year with the MNT ... Added three goals and four assists over 1403 minutes ... Tallied his first World Cup Qualifying goal in the 58th minute of the USA's 6-1 victory vs. St. Vincent and the Grenadines on Nov. 13 ... Scored the second goal in the MNT's 6-0 rout of Cuba in the Gold Cup quarterfinal on July 18 ... Provided a close-range tap-in for Chris Wondolowski in the 86th minute of the MNT's 4-0 win vs. Guatemala on July 3 ... Scored his first international goal in the 33rd minute of a 4-3 comeback with against No. 6 ranked Netherlands on June 5 in Amsterdam ... Earned his first career assist on Clint Dempsey's 37th minute strike in a 2-0 friendly win against Panama on Feb. 8 in his home stadium, The StubHub Center in Carson, Calif. ... **First Appearance:** Jan. 28, 2015 at Chile ... **First Goal:** June 5, 2015 at Netherlands ... **First World Cup Appearance:** none ... **First World Cup Goal:** none ... **First WCQ Appearance:** Nov. 13, 2015 vs. St. Vincent and the Grenadines ... **First WCQ Goal:** Nov. 13, 2015 vs. St. Vincent and the Grenadines ... **Tournament Rosters:** Concacaf Gold Cup (2015, 2017, 2019).

Professional – 2020: Appeared in 25 matches across all competitions, recording 14 goals and five assists as Columbus won MLS Cup 2020 ... With 12 goals, led all U.S. eligible players in scoring for the second time in three seasons ... Tallied in nine of his 21 regular season matches, including two multi-goal games ... Appeared in 383 of 390 possible minutes for Crew SC during their successful MLS Cup Playoffs run ... Provided two goals and an assist in the postseason ... **2019:** Recorded 13 goals in 28 matches, hitting double-digit goals for the second-straight season and third time in his career ... Added two assists ... **2018:** Traded to Columbus in January and went on to make 33 regular-season appearances (all starts as a forward), scoring 19 goals ... He scored a goal while playing all 90 minutes during the first match of the season on the road against Toronto FC (March 3), his Crew SC debut ... In the home opening match against the Montreal Impact (March 10), Zardes recorded a brace, including a game-winning penalty kick goal in the 90+4 minute ... Zardes was named to MLSSoccer.com's Team of the Week following his two goal performance against Montreal ... He also played all 90 minutes against the Philadelphia Union (March 17) and D.C. United (March 24) ... He scored his fourth goal of the season in a home match against Vancouver Whitecaps FC (March 31), and he scored his fifth goal of the season in a home match against the New England Revolution (April 21) ... Zardes recorded his 125th MLS start in a home match against the San Jose Earthquakes (April 28) ... He scored his six goal of the season in a home match against the Philadelphia Union (May 9) ... The goal was also his second game-winning goal of the 2018 MLS regular season ... In the following match against the Chicago Fire (May 12), Zardes recorded a brace ... Zardes' performances against the Union and the Fire earned him a MLSSoccer.com's Team of the Week, and Alcatel Player of the Week honors ... Zardes scored his 9th goal of the season in a home match against Toronto FC (June 2) ... In a home match against the New York Red Bulls (June 9), he scored his 10th goal of the season, and extended his streak of consecutive home matches with a goal to four ... After starting in matches against Atlanta United FC (June 13) and Los Angeles FC (June 23), Zardes scored his second penalty kick goal of the season in a home match against Real Salt Lake (June 30) ... He started in an international friendly at home against Costa Rican side Deportivo Saprissa (July 3), scoring a goal in the 28th minute of the match ... In a home match against Orlando City SC (July 21), Zardes recorded his third brace of the 2018 MLS regular-season, scoring in the 51st and 88th minute ... In a home match against the Houston Dynamo (August 11), Zardes scored the game-winning goal in the first-minute of second-half stoppage time, and he was named to MLSSoccer.com's Team of the Week for his efforts ... The following week, he scored a goal in a road match against Atlanta United FC (August 19) ... The following week, he scored a goal in a road match against Atlanta United FC (August 19). Zardes made two appearances for the U.S. Men's National Team in friendlies against Brazil (September 7) and Mexico (September 11) ... After returning from international duty, Zardes started in consecutive matches from a road contest against FC Dallas (September 15) to a road match against Orlando City SC (October 21) ... Against the Colorado Rapids (September 22), he scored his 16th goal of the 2018 MLS regular season and the 50th regular-season goal of his MLS career ... In the final regular-season match of 2018, against Minnesota United FC (October 28), Zardes recorded his first career hat trick to bring his 2018 total to a career-high 19 goals ... For his efforts, he was named to MLSSoccer.com's Team of the Week, and named the Alcatel MLS Player of the Week for the second time in 2018 ... Zardes made three appearances (two starts as a forward and one start as a right midfielder) in the Audi 2018 MLS Cup Playoffs and scored one goal ... He started in an Eastern Conference Knockout Round match against D.C. United (November 1). He scored the game-winning goal in Leg 1 of the Eastern Conference Semifinals against the New York Red Bulls (November 4) and started in Leg 2 (November 11). Zardes was named to the Gameday 18, but did not make an appearance in the 2018 Lamar Hunt U.S. Open Cup ... **2017:** Made 24 regular-season appearances (23 starts) in 2017, registering six goals and five assists ... He was twice selected for MLS Team of the Week ... He suffered a season-ending foot injury in August that kept him from making more appearances ... He made his season debut in a home contest against FC Dallas (March 4) ... **2016:** Started 17 of 19 matches, recording six goals and five assists for the LA Galaxy before suffering a broken metatarsal in his right foot on Aug. 27 ... Tallied a brace in the LA Galaxy's 3-1 win vs. San Jose on March 19 ... Recorded two assists in the club's 4-2 win against New England on May 8 ... Made two appearances for the LA Galaxy in the Lamar Hunt U.S. Open Cup, coming off the bench in a 4-2 Quarterfinal win vs. Seattle Sounders on July 20 and a 2-1 Semifinal defeat to FC Dallas on Aug. 10 ... **2015:** Appeared in 29 matches, tallying six goals and four assists as the Galaxy qualified for the MLS Cup Playoffs, where he started and scored an additional goal in the club's 3-2

USMNT

MNT HISTORY

WORLD CUP HISTORY

PROGRAMS

COMPETITIONS

U.S. HISTORY & INFO

defeat to Seattle Sounders FC ... **2014:** Enjoyed a breakout year, scoring 16 goals, including six game-winners and two assists ... Formed one of the best forward partnerships in MLS alongside 2014 MLS MVP Robbie Keane as both forwards scored in double digits ... Set a Homegrown Player record for goals scored during a single MLS season ... Zardes scored the opening goal in the club's 2-1 MLS Cup victory over the New England Revolution to help the Galaxy win their fifth MLS Cup title ... **2013:** Zardes made his first team debut against Real Salt Lake (4/27/2013), coming on for Jack McBean on the 53rd minute ... He scored his first goal on his third first team appearance against Vancouver (5/11/2013) ... Zardes finished his first season starting in 23 games out of 27 appearances, where he tallied four goals and four assists ... Additionally, he started twice in the MLS Playoffs ... Zardes' dynamic performance in his rookie year earned him a fourth place finish in MLS Rookie of the Year voting.

College: Played three seasons at Cal-State Bakersfield ... **2012:** Zardes followed up scored 15 goals and added nine assists, each of which were team-highs, in 17 games, while helping the Roadrunners record a winning record for the fourth consecutive season ... He had two or more goals in four of his 17 games, including seven goals in a two-game stretch in mid-October ... **2011:** Zardes burst onto the scene as a sophomore scoring 18 times in 20 games while helping lead Bakersfield to a berth in the NCAA Division I Tournament for the first time in school history ... His 18 goals that season were the fourth most in Division I and he was selected the Mountain Pacific Sports Federation Player of the Year and a semifinalist for the MAC Hermann Trophy ... **2010:** Tallied five goals and a team-best seven assists in his first season of college soccer ... **2009:** Zardes sat out the 2009 season at CSU Bakersfield as a redshirt.

Personal: Majored in physical education and kinesiology ... Son of Glen and Linda Zardes ... Colors his hair blonde so his grandparents can more easily identify him on the field ... He and wife Madison have four children ... Enjoys reading books, particularly educational books about finances ... In addition to soccer, he plays golf in his free time ... Plays video games, particularly the FIFA and Call of Duty franchises ... Favorite actors are Will Smith, Denzel Washington and Mark Wahlberg ... Listens to all types of music and plays his guitar in his spare time ... Favorite dish is chicken parmesan.



THE U.S. NATIONAL SOCCER TEAM PLAYERS ASSOCIATION

The U.S. National Soccer Team Players Association is the labor organization for all current members of the United States Men's National Soccer Team, the membership organization for all current and former members of the National Team, and an organization dedicated to connecting National Team players to community and charitable activities. Founded in 1996 by the members of the U.S. Men's National Team, the Players Association represents them in collective bargaining with the United States Soccer Federation. Until that time, the players had no unified voice on matters such as the financial and business terms under which players played for the National Team.

The Players founded the Association with a very simple principle: fair and equal treatment for everyone appearing for their National Team. That rationale has carried the Players Association through more than twenty years and the negotiation of four collective bargaining agreements.

The players' unwavering interest in building the sport in this country has helped develop the Players Association as a multi-faceted organization serving not just the interest of its members, but also the wider community of American soccer. The Players Association believes that the best way to grow the game in this country is to build meaningful links from the grassroots to the highest level of American professional soccer, the U.S. National Team program.

OUR MISSION

The primary purpose of the organization and its website is to promote soccer in the United States and the US National Team Players and to help everyone interested or involved in the sport in the U.S.

While the Players Association represents all U.S. Men's National Soccer Team members in their negotiations with the United States Soccer Federation, the goal of the Association is to improve the quality and quantity of soccer in the United States. The Players are encouraging more people to play, watch and involve themselves with soccer at all levels, from the very beginning youth programs, to elite youth soccer, high school and college soccer, adult recreational leagues, professional soccer leagues and the international competitions of the United States Men's National Team and the World Cup.

OUR GOALS

- Reach people interested in soccer
- Encourage, nurture and reward that interest
- Make it easy for those people to expand their connection to the sport
- Give them the information they need to expand their interest and knowledge
- Increase awareness of the US National Team players and all they do to advance the sport and support community and charitable organizations
- Increase the opportunities for all children to experience the joys of playing soccer
- Improve the quality of youth soccer coaching
- Improve the youth soccer environment
- Partner with other significant soccer organizations in the United States
- Encourage players to experience the benefits of playing, watching and being involved in soccer throughout their lifetimes
- Create a soccer community that shares the Players Association's goal of increasing soccer's role and significance in the U.S.
- Capitalize upon the Players' commitment to supporting soccer to help the United States reap the benefits the game can provide throughout our country

PLAYER REPRESENTATIVES

Michael Bradley
Brad Guzan
Zack Steffen
Wil Trapp
DeAndre Yedlin
Tyler Adams (young player rep)

Acting Executive Director
 Mark Levinstein
 mlevinstein@wc.com

General Manager
 J Hutcherson
 Jhutcherson@usnstpa.com

Web Site
www.ussoccerplayers.com

Phone
 202-552-1846

U.S. Soccer Communications

312-808-1300 phone
communications@ussoccer.org
www.ussoccer.com

Neil Buethe: 312-528-1270

Email: nbuethe@ussoccer.org
Chief Communications Officer/Spokesman
Michael Kammarman: 312-528-1246

Email: mkammarman@ussoccer.org
USMNT Press Officer

Aaron Heifetz: 424-233-3743

Email: aheifetz@ussoccer.org
USWNT Press Officer

Chris Kennedy: 312-528-1292

Email: ckennedy@ussoccer.org
U.S. YNT Press Officer

Ilyanna Gutierrez: 312-528-1293

Email: igutierrez@ussoccer.org
Media Credentials

Andy Sevcik: 312-528-1267

Email: asevcik@ussoccer.org
Video requests

Federation Internationale de Football Association (FIFA)

FIFA headquarters

41-43-222-7777 phone

41-43-222-7878 fax

Media Department

41-43-222-7272 phone

41-43-222-7373 fax

Marketing & TV Division

41-41-727-0000 phone

41-41-727-0011 fax

www.fifa.com/associations

CONFEDERATIONS**Asian Football Confederation (AFC)**

60-3-8994-3388 phone

20-2-3824-7279 Comm. Dept.

60-3-8994-2689 fax

Main Email: info@cafonline.com

www.the-AFC.com

African Football Confederation (CAF)

20-2-3824-7272 phone

20-2-3824-7279 Comm. Dept.

20-2-3824-7274 fax

www.cafonline.com

Confederation of North, Central American and Caribbean Association Football (CONCACAF)

305-704-3232 phone

305-704-3232 Communications Dept.

305-397-8813 fax

Main Email: general.secretariat@concacaf.org

www.concacaf.com

Oceania Football Confederation (OFC)

64-9-531-4096 phone

64-9-531-5958 Comm. Dept.

64-9-529-5143 fax

Main Email: admin@oceaniafootball.com

www.oceaniafootball.com

South American Football Confederation (CONMEBOL)

59-5-21645-781 phone

59-5-21645-791 fax

Main Email: secretaria@conmebol.com

www.conmebol.com

Union of European Football Associations (UEFA)

41-848-00-2727 phone

41-848-04-2727 Comm. Dept.

418-48-01-2727 fax

www.uefa.com

SELECTED CONCACAF NUMBERS**Canada**

613-237-7678 phone

613-237-1516 fax

info@canadasoccer.com

www.canadasoccer.com

Costa Rica

506-2508-2900 phone

506-2589-1457 fax

ejecutivo@fedefutbol.com

www.fedefutbol.com

Honduras

504-22-311-436 phone

504-22-398-826 fax

fenafuth@fenafuth.org.hn

www.fenafuth.org.hn

Jamaica

876-929-8036 phone

876-929-0483 fax

jamff@hotmail.com

www.jamaicafootballfederation.com

Mexico

52-722-580-8000 phone

52-722-236-0290 fax

presidenciafmf@fmf.mx

www.femexfut.org.mx

Panama

507-233-3896 phone

507-233-0582 fax

info@fepafut.com

www.fepafut.com

Trinidad & Tobago

868-235-5057 phone

868-625-8150 fax

generalmail@ttfafootball.org

www.ttfootball.org

PROFESSIONAL LEAGUES**Major League Soccer (MLS)**

212-450-1200 phone

Dan Courtmanche: 212-450-1225

Marisabel Muñoz: 212-450-1262

Lauren Hayes: 212-450-1227

Angela Alfano: 646-682-5313

Molly Dreska: 646-682-5301

Christa Mann: 212-450-1377

Paola Garcia: 212-450-1365

Enrique Ferreyros: 646-682-5205

Gabriel Gabor: 917-364-2755

Rick Lawes: 646-342-3193

www.mlssoccer.com/league/media-contacts

National Women's Soccer League (NWSL)

312-549-8900 phone

communications@nwslsoccer.com

Kirsten Brierley: 312-549-8831

Email: kbrierley@nwslsoccer.com

www.nwslsoccer.com

United Soccer Leagues (USL)

[Championship, League One, League Two, Super Y League]

813-963-3909 phone

813-963-3807 fax

Ryan Madden: Senior VP of

Communications and Community

Nicholas Murray: Associate Director of

Communications

www.uslsoccer.com

U.S. SOCCER MEMBERS**United States Adult Soccer Association (USASA)**

708-496-6870 phone

708-496-6879 fax

Anthony Isabelli 708-496-6875

www.usasa.com

US Club Soccer

843-614-4140 phone

Josh Gresh: 843-614-4140 x20

Elizabeth Heard: 843-614-4140 x18

info@usclubsoccer.org

www.usclubsoccer.org

U.S. Youth Soccer

800-4-SOCCER phone

972-334-9300 phone

972-334-9960

Mike Fletcher: Chief Marketing Officer

Jordan Gracey: Content Services Manager

Ryan Loy: Marketing & Communications

Manager

www.usyouthsoccer.org

American Youth Soccer Organization (AYSO)

800-872-2976 phone

310-525-1155 fax

Yvonne Lara: 424-221-7971

www.ayso.org

Soccer Association for Youth (SAY Soccer)

800-233-7291 phone

513-769-3800 phone

513-769-0500 fax

Samantha Parker: 800-233-7291 x1116

Emmett Kresslein: 800-233-7291 x1124

info@saysoccer.org

www.saysoccer.org

OTHER NUMBERS**Amateur Athletic Union**

407-934-7200 phone

407-934-7242 fax

www.ausports.org

International Sports Images (ISI)

John Todd

650-814-2142 phone

www.isiphotos.com

info@isiphotos.com

Maccabi USA/Sports for Israel

215-561-6900 phone

215-561-5470 fax

Dakota Marine: (215) 561-6900 Ext. 415

www.maccabiusa.com

National Association of Intercollegiate Athletics (NAIA)

816-595-8000 phone

816-595-8200 fax

www.naia.org

National Collegiate Athletic Association (NCAA)

317-917-6222 phone

317-917-6888 fax

www.ncaa.org

United Soccer Coaches

816-471-1941 phone

816-474-7408 fax

www.unitedsoccercoaches.org

National Soccer Hall of Fame

469-365-0043 phone

info@nationalsoccerhof.com

www.nationalsoccerhof.com

Soccer in the Streets (SITS)

888-436-5833 phone

www.soccerstreets.org

Special Olympics

202-628-3630 phone

202-824-0200 fax

www.specialolympics.org

Sports & Fitness Industry Association (SFIA)

301-495-6321 phone

301-495-6322 fax

info@sfia.org

www.sfia.org

U.S. Olympic Committee (USOC)

719-866-4529 phone

communications@usoc.org

www.teamusa.org

U.S. Soccer Foundation

202-872-9277 phone

202-872-6655 fax

info@ussoccerfoundation.org

www.ussoccerfoundation.org



USSOCCER.COM

OFFICIAL SPONSORS OF U.S. SOCCER

